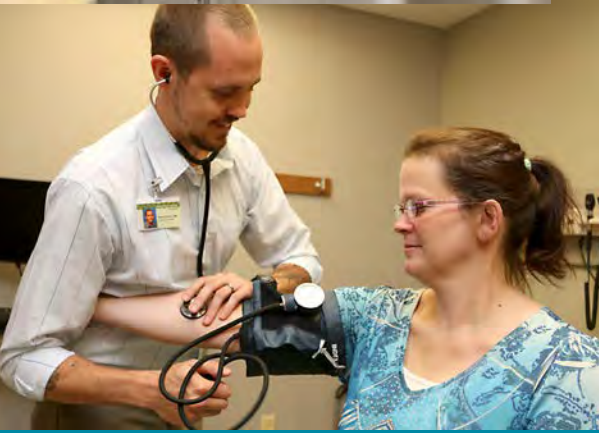


Willow Creek Center



PCC Programming



Education Partners



Community Events



WorkSource Beaverton/Hillsboro



7,697



7,481



3,670



4,122



2,303

WorkSource Beaverton/Hillsboro



Future Vision – Opportunity Center



442,000 adults 25 and older in Oregon are
unemployed or working
making less than \$15/hr
without postsecondary credentials. It would take
9 years of HS grads to equate to this number to
address the skills gap.



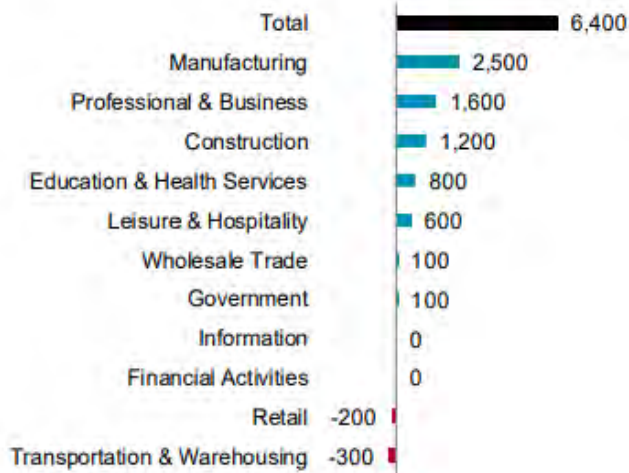
Nationally, 99% of jobs created during the recovery have gone to workers with at least some college education, while those with a high school diploma or less are being left behind.

Georgetown Center on Education and the Workforce

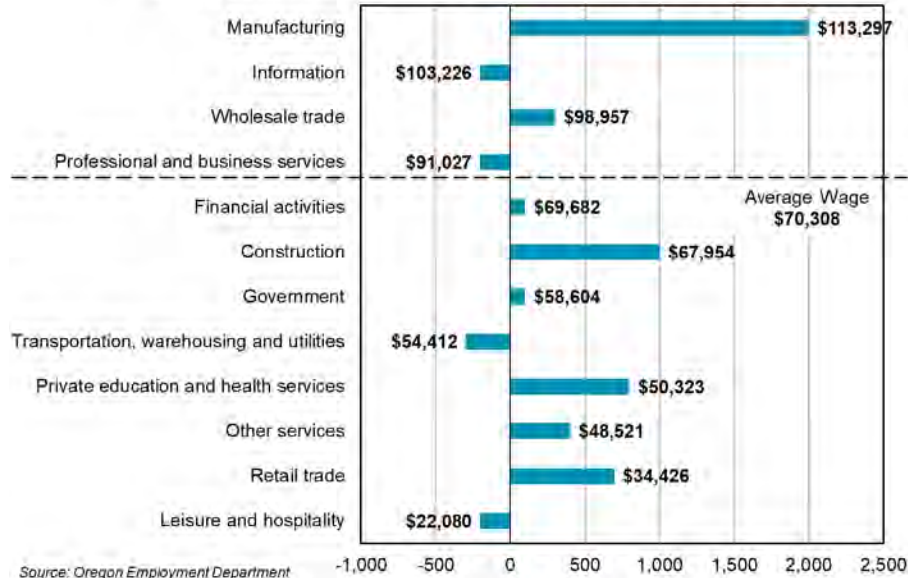
Future Vision – Advanced Technology Center

Net Job Growth in Washington County

Net change, June 2018 to June 2019
Current Employment Estimates

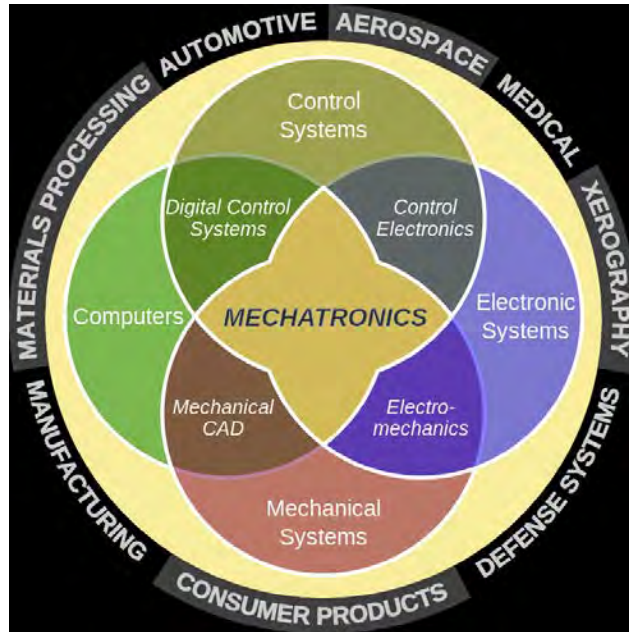


Washington County Job Growth and Average Pay by Industry March 2018 - March 2019 Job Growth, 2018 Average Wage



Source: Oregon Employment Department

Mechatronics



Some Related Job Titles

- Electro-mechanical Technicians
- Robotics Technicians
- Electrical and Electronic Equipment Assemblers
- Electrical and Electronics Repairers, Commercial and Industrial Equipment
- Maintenance and Repair Workers
- Maintenance Workers, Machinery

Source: Bureau of Labor Statistics (BLS) and Oregon Quality Info

Questions?

Marc Goldberg, marc.goldberg1@pcc.edu
Pam Hester, pam.hester@pcc.edu

