



**Portland
Community
College**

Business Inclusion and Diversity (MWESB) Update

Procurement & Contract Services and Planning & Capital Construction

April 18, 2019

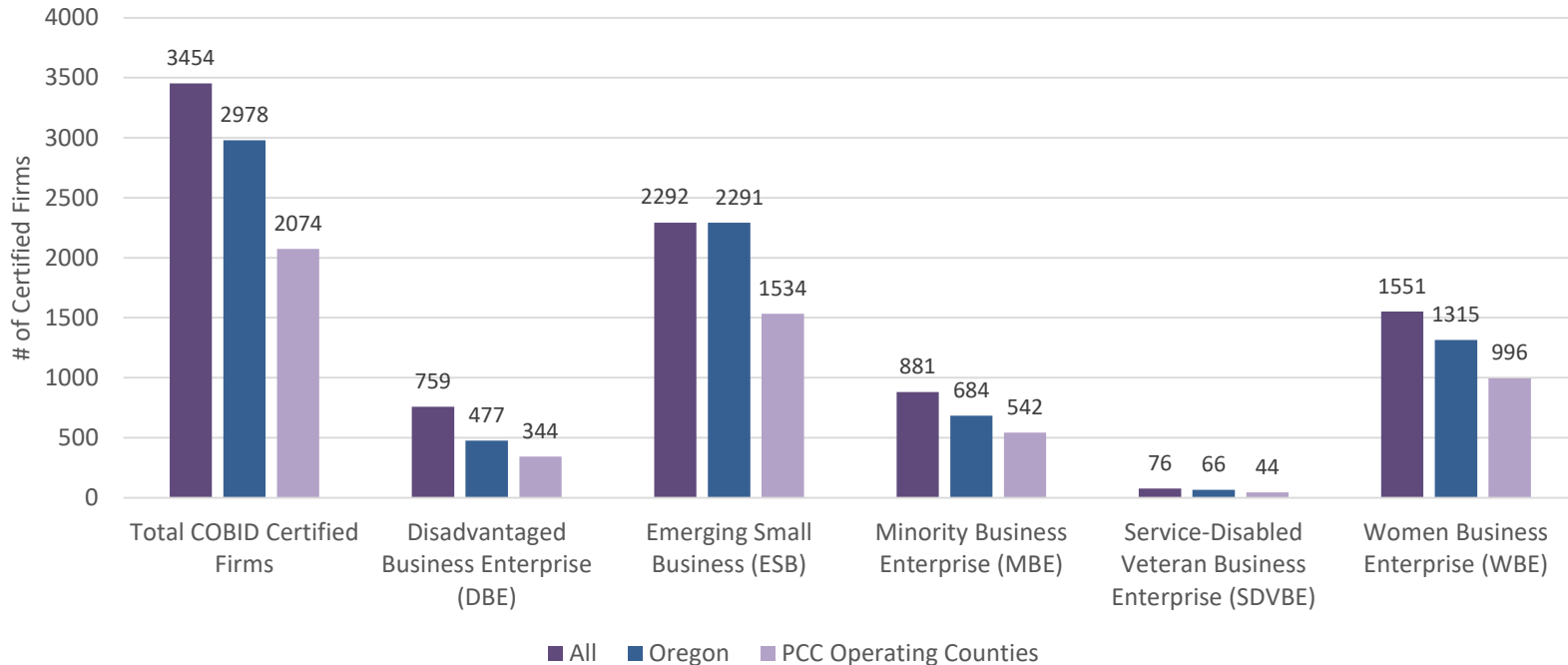
Activities since the previous Board update

- Certified Vendors identified in Banner
 - Vendor codes were added for Certification Office for Business Inclusion and Diversity (COBID) Certifications
 - Active Vendors with COBID Certifications identified for Fiscal Year (FY) 18 and FY-19
- Early involvement in formal solicitations to identify and provide outreach to Certified firms
- Distributed Substitute Taxpayer Identification Form (W-9) which captures COBID and Small Business Administration (SBA) certifications.
- Outreach and Networking activities – NIGP Reverse Vendor Trade Show, Governor's Marketplace, BestHQ, PCC Outreach Events

MWESB Outreach Events

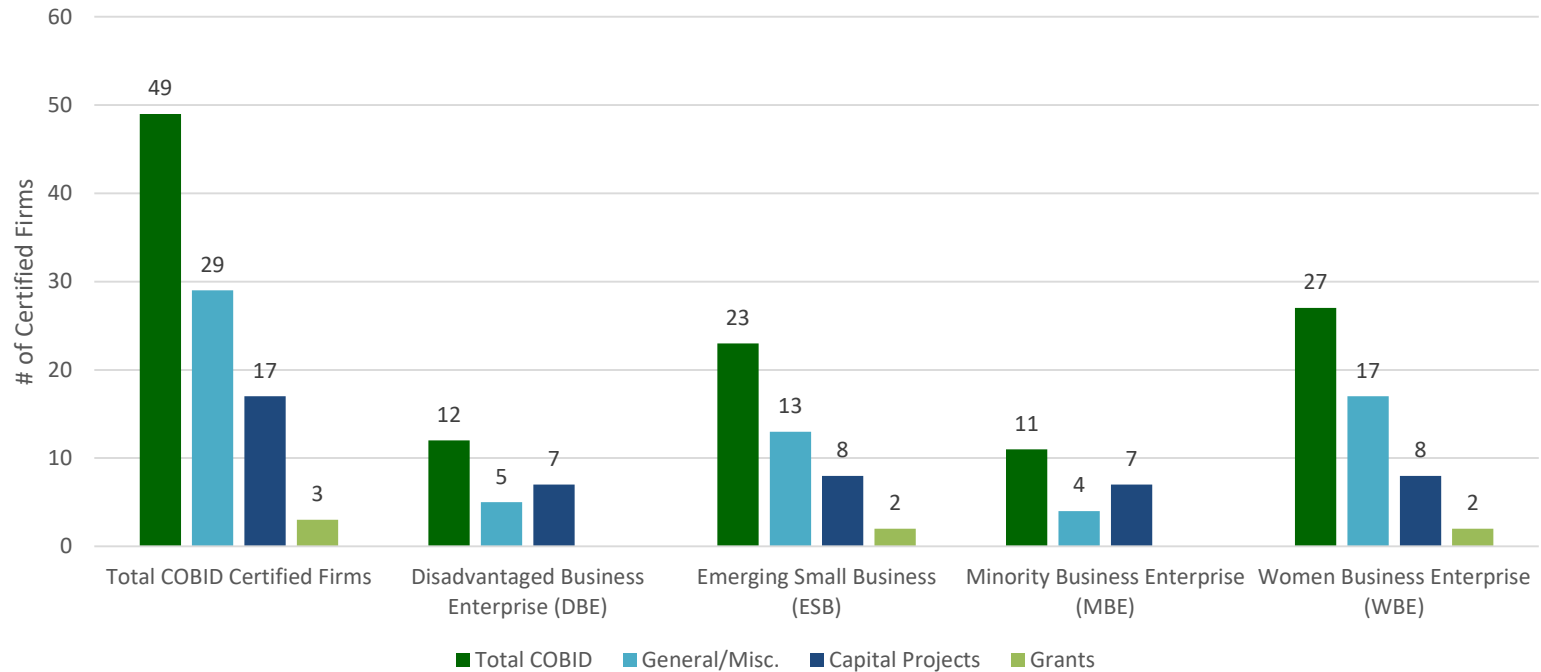
- On-going Monthly OAME and PBDG meetings
- February 28 Outreach Event at Southeast Campus
- March 21 Governor's Marketplace
- April 4 Best HQ
- April 23 Outreach Event at Rock Creek Campus
- April 26 Outreach to consultants in partnership with City of
Portland at OAME
- May 9 OAME Annual Trade Show & Luncheon

Current COBID Certification Demographics



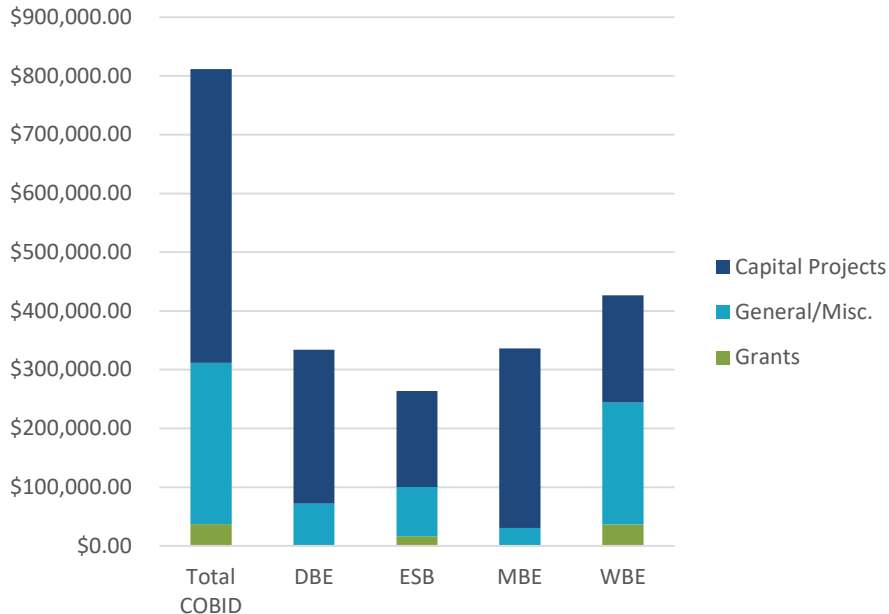
NOTE: Some firms have more than one certification. As a result, the sum of the certifications is greater than the total.

PCC FY-18 COBID Demographics



NOTE: Some firms have more than one certification. As a result, the sum of the certifications is greater than the total.

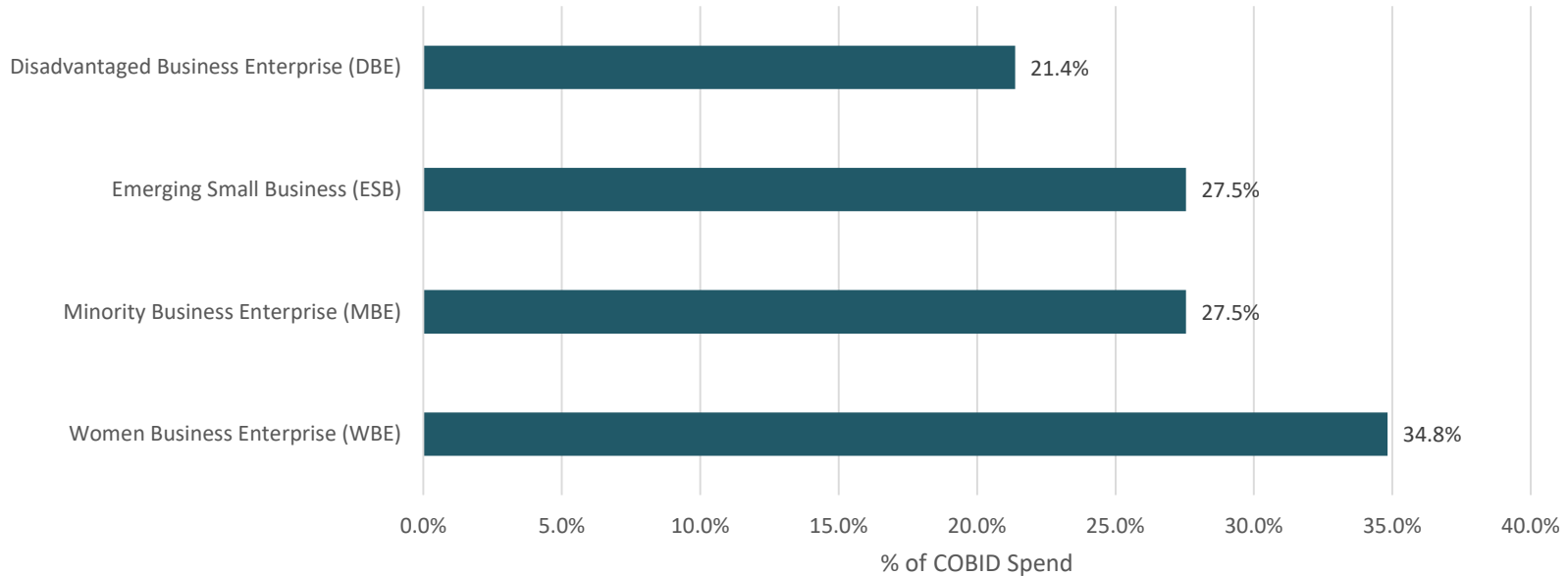
COBID Certified Firm Spend: FY-18



	Capital Projects	General/Misc.	Grants
DBE	\$261,877.80	\$72,275.83	\$0.00
ESB	\$163,508.33	\$83,873.97	\$16,525.00
MBE	\$305,619.05	\$30,649.58	\$0.00
WBE	\$182,207.59	\$207,853.76	\$36,429.55
Total COBID	\$500,115.45	\$274,372.99	\$37,029.55
Total Spend	\$13,781,658.73	\$40,541,654.15	\$328,764.59

NOTES: - Some firms have multiple certifications. As a result, the sum of the spend for each certification is greater than the Total COBID spend indicated.
 - Risk Management Fund, Debt Service, and Financial Aid excluded.

FY-18 COBID Certification Spend Distribution



NOTE: Some firms have multiple certifications. As a result, the sum of the spend for each certification is greater than 100%.

Bond program update:

- Three most recent projects had a total of \$3.8M spent with MWESB firms
- Current Projects:
 - Sylvania CC (Complete) 23.5%
 - Sylvania Child Development Center (Complete) 5.67%
 - Rock Creek Child Development Center (Completion date July) 37.3%
- Projects in Process: Planning
 - OMIC (Design Build)
 - RC Dealer Services Technology Building (DSTB) (Design Build)
 - SY CC Roof (Design Build)
 - SY Health Technology Renovation (CMGC)

Next Steps

- COBID and SBA Certifications going forward:
 - All Active Vendors with Certifications will be identified in Banner.
 - New Vendors will be checked for COBID and SBA Certifications and identified when entered in Banner.
 - Investigate how to capture p-Card spend with Certified firms
- Provide additional assistance to departments for certified firm identification and outreach when obtaining quotes to increase participation for Direct Award and Intermediate Procurements
- Require documentation of Certified Firm outreach with all Contract requests for Intermediate Procurements requiring three (3) quotes.
- Investigating a disparity study and proper metrics to bring goals for Supplier Inclusion and Diversity to the Board.

Planning & Capital Construction Procurement Diversity Plan

- MWESB Policy B506 – Update on Procurement Diversity Plan
- Current Goal: MWESB: 20% Participation
- Resolution request:
 - Add Service-Disabled Veteran-Owned Business and Disadvantaged Business Enterprise
 - Of the 20% allow no more than 14% of the goal from Emerging Small Businesses
 - Add Workforce Diversity Goals: 20% minority and 15% women



**Portland
Community
College**