

Examining Student Success at PCC Today.

07/25/2017

What is Achieving the Dream...and what is its connection to YESS?

- Achieving the Dream is a comprehensive, non-governmental reform movement for student success.
- At its core, Achieving the Dream believes that access to high quality education, in an inclusive environment, is the right of all individuals and imperative for the continued advancement of a strong democracy and workforce.

What is Achieving the Dream...and what is its connection to YESS?

- Achieving the Dream spans 39 states and the District of Columbia and includes more than 220 institutions of higher education, as well as coaches and advisors, state policy teams, investors and partners.
- Its growing network of community colleges across the country – which now includes PCC – is improving student success for more than 4 million students, which will lead to better economic opportunity for them.

<http://achievingthedream.org/>

What is Achieving the Dream...and what is its connection to YESS?


- YESS – Yes to Equitable Student Success – is Achieving the Dream tailored for PCC's needs.
- And here is why we've adapted Achieving the Dream for the college...

For every **100** new-
to-college students
who enroll at PCC
full-time....

By the end of
three years...





16 will complete
a PCC degree
or certificate.



17 more will
transfer before
completing a
PCC credential.

And **20** students
will still be
attending PCC
after three
years.





But **47** individuals
are no longer
students...
anywhere.

That's almost half
of all new-to-
college students
who do not
complete their
goals at PCC.

Why?

All PCC Students Share One Goal

**Successful completion
of attempted course(s)**



On average, PCC students
successfully complete
78.5% of attempted credits
(Fall 2016)

Yet, success rates differ

Gender:



Male



Female

Race/Ethnicity:



Black/African American



International

Subject Area:



Career
Technical Ed



Lower
Division
Transfer



Pre-College
Reading, Writing
and Math

Pass rates in Highest Enrolling “Gate Keeper” Courses

WR 121



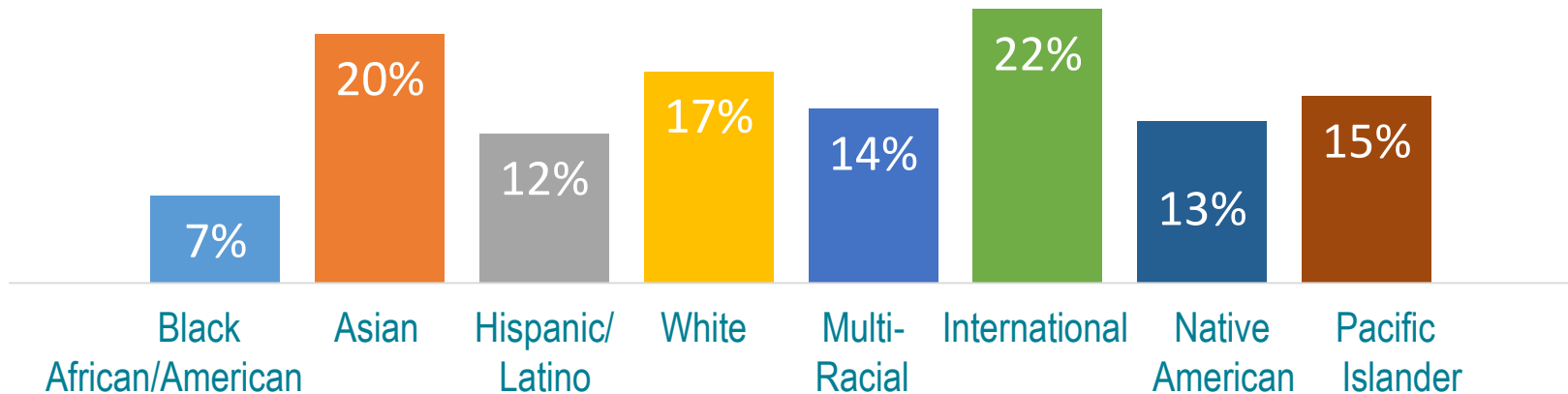
White	77%
Asian	80%
Hispanic/Latino	78%
African-American	62%
*Native American	80%
*Pacific Islander	71%
International	73%

MTH 60



White	67%
Asian	76%
Hispanic/Latino	67%
African-American	50%
*Native American	36%
*Pacific Islander	68%
International	92%

3-YR Graduation Rates



Summary

Questions?