



**Portland
Community
College**

Bond MWESB Update

MWESB Bond Goals

- Board Goal of 20% for subcontractors
- Build capacity within MWESB general contractors
- GC mentorship program
- Active outreach to MWESB community

- MWESB numbers include only subcontractors
- MWESB GC's not calculated
 - RC (2) Faison Construction, NW Infrastructure
 - CAS (1) Pacificmark Construction
 - SEC (2) O'Neill/Walsh Community Builders and Inline Construction

Formula Used to Calculate the Percentages

1. The MWESB participation percentages:

MWESB total contract cost/Total project (for contract) cost = percentage of participation

Example: $\$1,500,000/\$450,000 = 3\%$

2. MWESB Firms Ethnicity percentages:

Total number of MWESB awarded contracts/total number of contracts issued by ethnicity

Example: $25 \text{ (African American)}/150 = 17\%$

3. Apprenticeship by Trade percentages:

Total number of apprenticeship work hours by trade/total of overall works hours by trade

Example: $4,500 \text{ (Electrician)}/35,000 = 13\%$

4. Minority workforce percentages:

Total number of trade work hours by ethnicity / total of overall work hours for the project

Example: $4,500 \text{ (African American)}/150,000 = 3\%$

MWESB Participation by Project

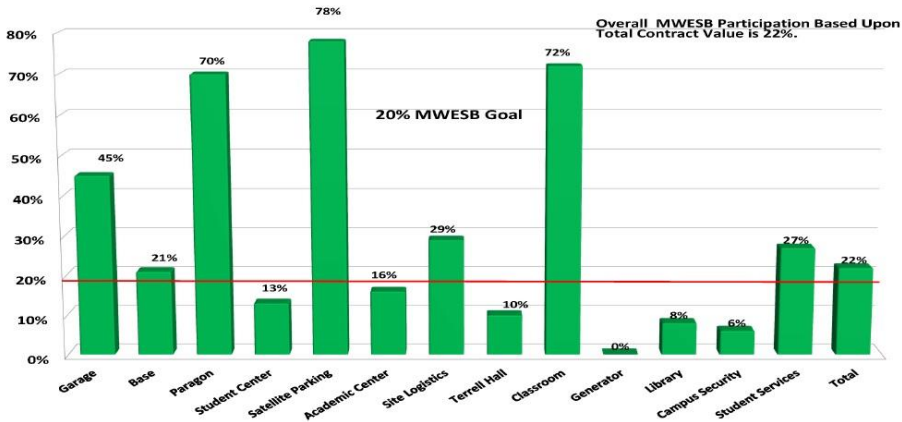


Chart represents awarded MWESB subcontracts by Project and Overall GMP.

MWESB Participation by Certification

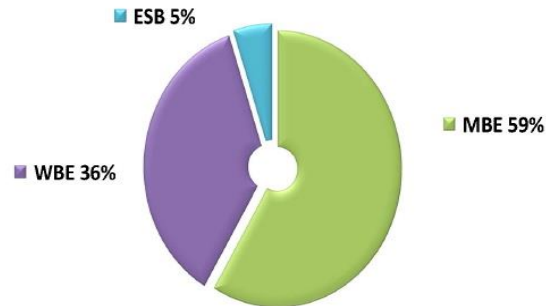
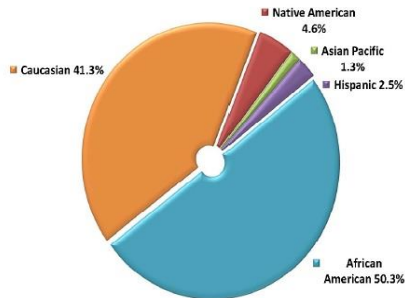


Chart represents breakdown of 22% MWESB participation. Of 514 total contracts, 150 are MWESB and 364 are Non-MWESB

MWESB Firm Ethnicity



Data collected from required project forms.
Ethnicity of MWESB contracts

Apprenticeship by Trade

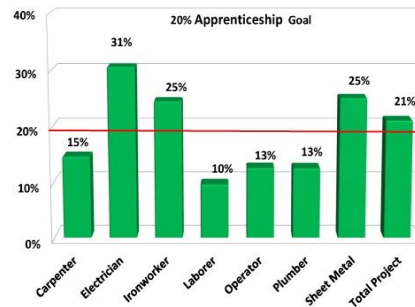


Chart represents Total Apprenticeship achieved to date by trade.
Overall Apprenticeship is 21%.

Cumulative Construction Data as of 6/30/2016

Minority Workforce

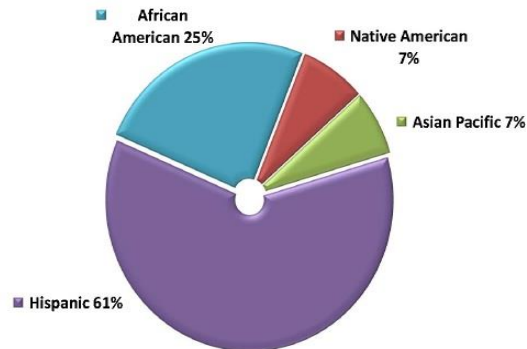
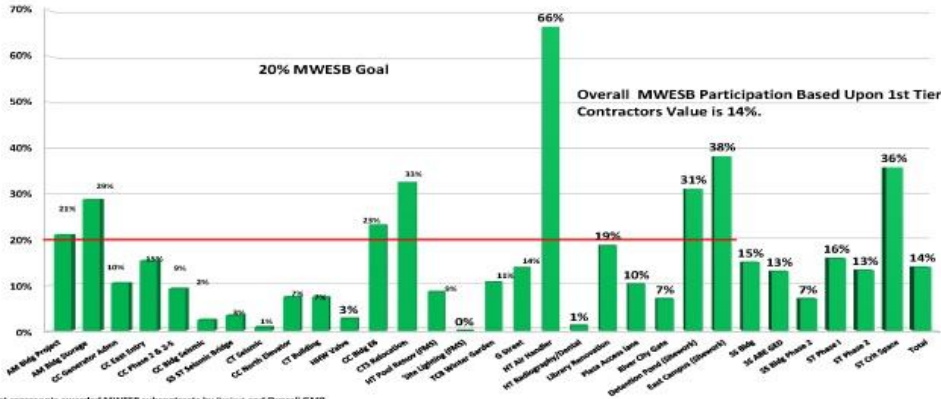


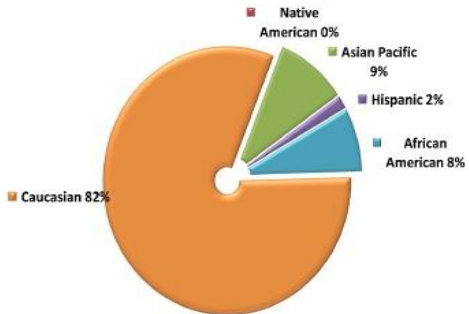
Chart represents Total Workforce Ethnicity.
Of the 240,859 total hours worked 24% were worked by Minorities and 4% by Females

June 2016 Cascade Campus Diversity

MWESB Participation by Project

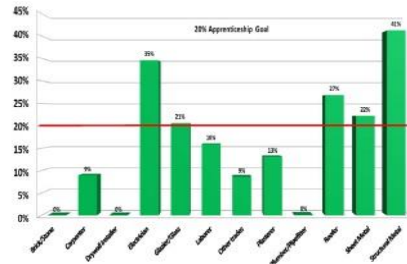


MWESB Firm Ethnicity



Data collected from required project forms.
Ethnicity of MWESB contracts

Apprenticeship by Trade



Cumulative Construction Data as of 6/30/2016

MWESB Participation by Certification

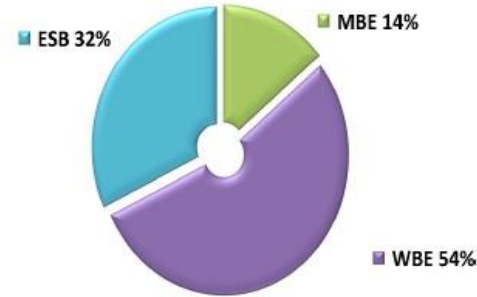


Chart represents breakdown of 14% MWESB participation.
Of 335 total contracts, 130 are MWESB and 205 are Non-MWESB

Minority Workforce

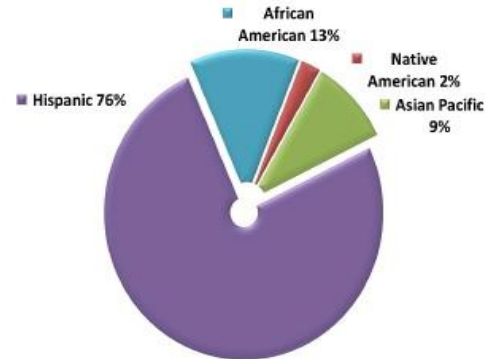


Chart represents Total Workforce Ethnicity. Of the 84,579 total hours worked 7% were worked by Minorities and 1% by Females

MWESB Participation by Project

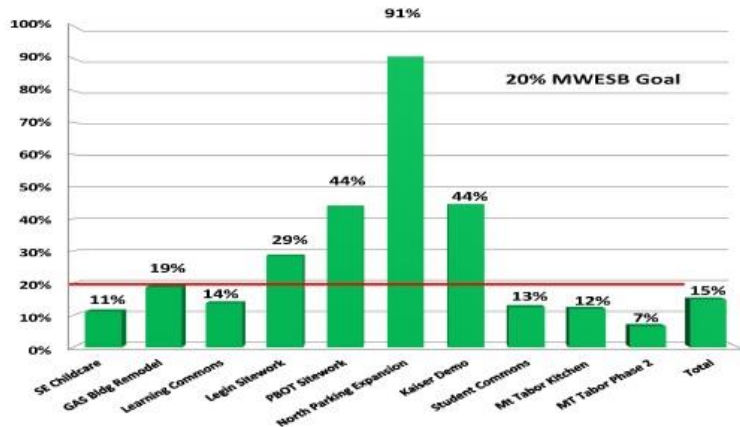
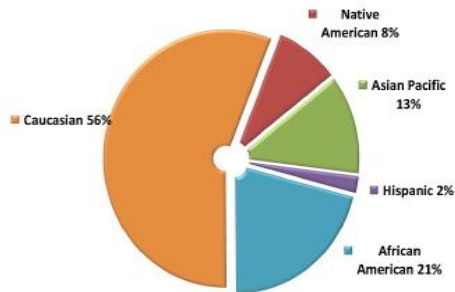


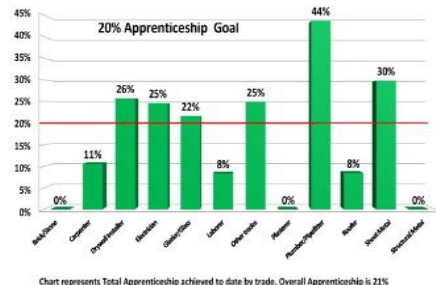
Chart represents awarded MWESB subcontracts by Project and Overall GMP

MWESB Firm Ethnicity



Data collected from required project forms.
Ethnicity of MWESB contracts

Apprenticeship by Trade



Cumulative Construction Data as of 6/30/2016

MWESB Participation by Certification

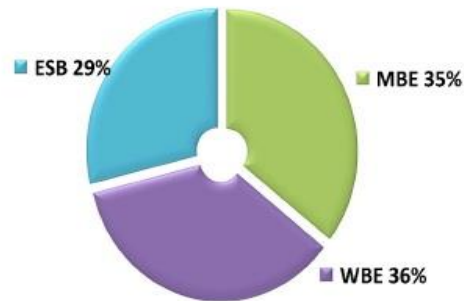


Chart represents breakdown of 15% MWESB participation.
Of 170 total contracts, 59 are MWESB and 111 are Non-MWESB

Minority Workforce

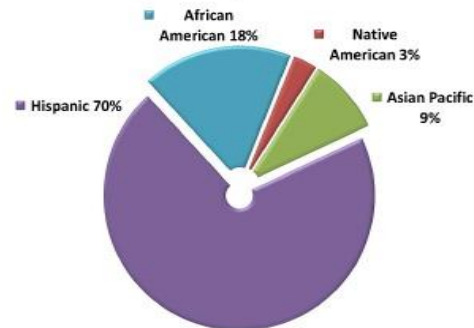
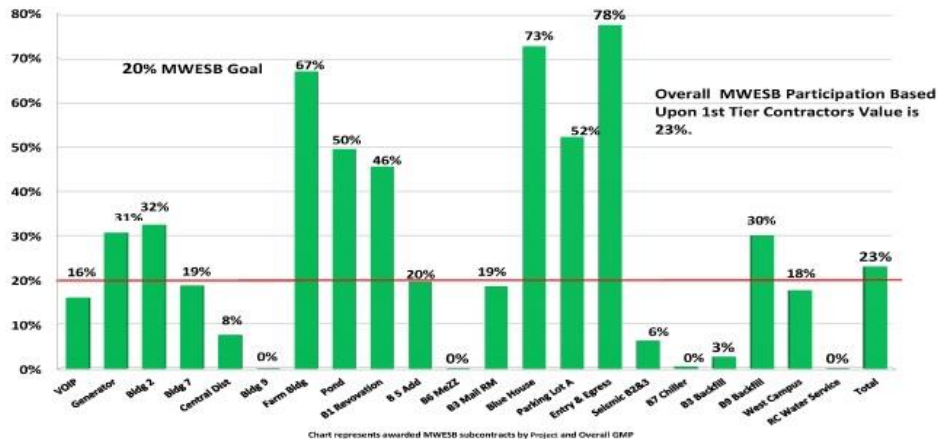


Chart represents Total Workforce Ethnicity. Of the 59,915 total hours worked 20% were worked by Minorities and 2% by Females

June 2016 Southeast Campus Diversity

MWESB Participation by Project

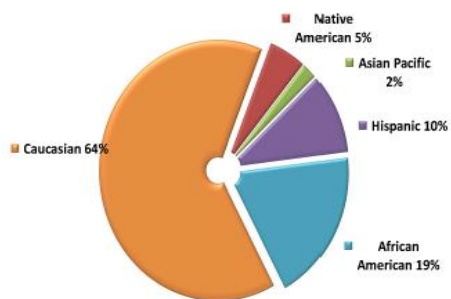


MWESB Participation by Certification



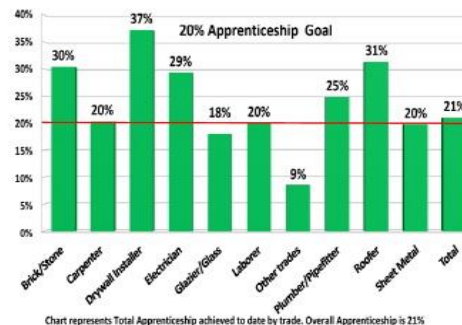
Chart represents breakdown of 23% MWESB participation. Of 393 total contracts, 111 are MWESB and 282 are Non-MWESB

MWESB Firm Ethnicity



Data collected from required project forms.
Ethnicity of MWESB contracts

Apprenticeship by Trade



Cumulative Construction Data as of 6/30/2016

Minority Workforce

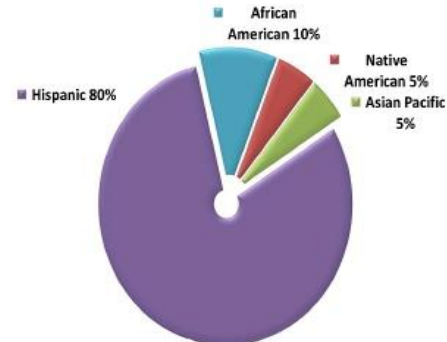
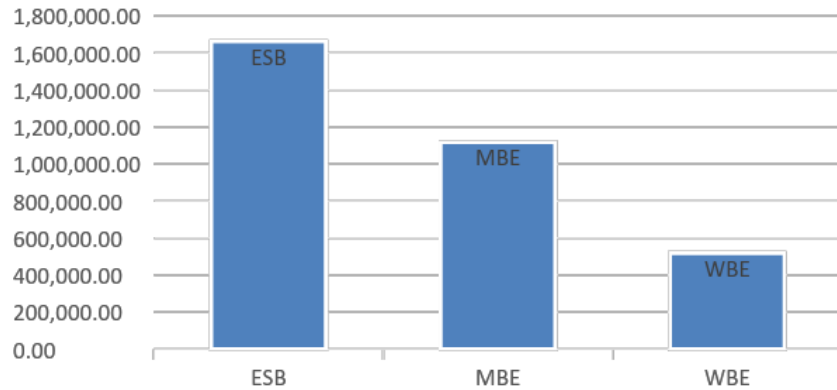


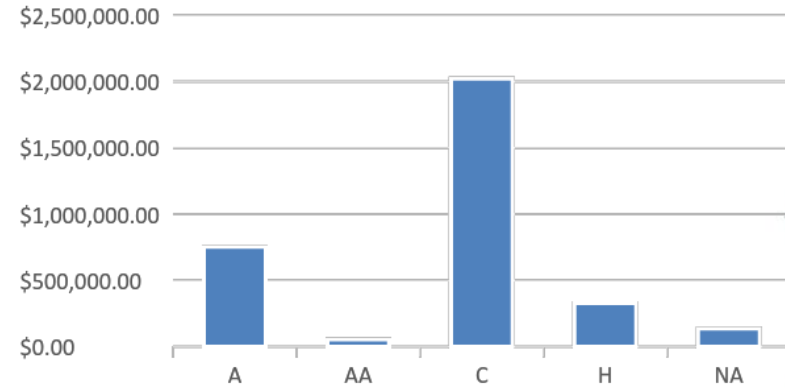
Chart represents Total Workforce Ethnicity. Of the 134,334 total hours worked 20% were worked by Minorities and 2% by Females

June 2016 Rock Creek Campus Diversity

Districtwide Bond Program Contract Utilization Chart



Ethnicity of Contractors



Portland Community College is a Member of the Following Organizations

- Oregon Association of Minority Entrepreneurs
- National Association of Contractors Oregon
- Oregon Tradeswomen Inc.
- Native American Chamber of Commerce
- Hispanic Chamber of Commerce
- Philippine American Chamber of Commerce
- Best HQ – Westside Business Center (Probitry Builders)
- Business Diversity Institute, Inc. of Oregon

Opportunities and Challenges

- Work with HSWCC at Sylvania to improve their %
- Lack of qualified MWESB firms
 - Many went out of business during recession
 - Construction in our region is booming
- Debrief with our CMGC contractors
- Meet with other jurisdictions (City, Port, Multnomah Co, etc)

Thank You Questions?