



**MINORITY, WOMEN-OWNED and EMERGING SMALL BUSINESS (MWESB)
UTILIZATION AND EXPENDITURE SUMMARY REPORT
PERIOD: September, 2014 thru December, 2014**

By end of December, 2014 (2nd Quarter of Fiscal Year 2015), several Bond Program's Campus projects have been completed and special events took place to celebrate the completion and opening of the Buildings. Included with this report is a list of completed projects and additional MWESB accomplishments. The total contract value for all Campus construction bond projects is approximately \$161 million and overall 26% have been allocated to MWESB contractors. The Bond Program's aspirational goal for MWESB utilization is 20% and all campuses have met or exceeded the goal. We have summarized each Campus's accomplishments in regards to the MWESB contracting opportunities and workforce hiring below.

The Bond Program utilization report is an accumulation of expenditures from the beginning of the Bond Program. The Campus numbers specified below are based on the information provided by CM/GCs:

- Cascade Campus: Hoffman Construction is the CM/GC. There are eight (8) projects included in the construction reporting. A total of 348 contracts were issued, of which 129 contracts were awarded to MWESB contractors. The projects overall achieved 20% apprenticeship hours, 23% minority/male hours and 3% minority/female hours. A total of \$10.32 million (27%) has been awarded to MWESB contractors.

Hoffman Construction has partnered with Pacificmark Construction, an African American owned general contracting firm, on the Student Union. Pacificmark's contract total of \$8,174,078, is a First Tier contract for reporting purposes, and is not included in the overall MWESB percentage reported. If it were included, the Cascade projects MWESB total would be even more impressive. Additional MWESB firms with a contract award of over \$500,000 are: Affordable Electric, an African American owned firm, \$865,056; and Progressive Concrete, a Women owned firm, \$867,804 and Western Rebar, a Women-owned firm, \$979,158.

Major Cascade Campus completed projects prior to December, 2014 are as follows: Cascade Hall and TEB were completed in August, 2014 and opened in September, 2014. The Parking Structure was completed in October, 2013 and opened in September, 2014.

- Rock Creek Campus: Fortis Construction is the CM/CG. Twelve (12) projects are included in the construction reporting. A total of 284 contracts were issued, of which 81 contracts awarded to MWESB contractors. The Rock Creek Campus projects currently have 26% apprenticeship

hours, 18% minority/male hours and 3% minority/female hours. A contract total of \$9.15 million (23%) was awarded to MWESB contractors.

Fortis Construction partnered/mentored with Faison Construction (an African American general contracting firm) to complete projects in Building 1, Building 2 (Phase 2) and Building 7 for a total of \$962,558. Additional MWESB firms working on Rock Creek Campus projects with a contracted amount of over \$500,000 for Building 5 include: Parrish Excavating Inc., a Women owned firm, \$554,463; Turtle Mt Construction Co, a Native American firm, \$572,723; Zavala Construction, a Hispanic firm, \$854,806; and, West Side Iron Inc, a Hispanic firm, \$1,429,664. In addition, Carr Construction, an African American firm, was awarded a contract of \$828,153 for the Building 7 project.

Major Rock Creek Campus completed projects prior to December, 2014 are as follows: The addition to Building 7 was completed in February, 2014 and opened in March, 2014; Building 1 renovations were completed in May, 2014 and opened in June, 2014; and, the Building 2 Division Office was completed in August, 2014 and opened in September, 2014.

- Southeast Campus: O'Neill/Walsh Community Builders (OWCB) is the CM/CG. Five (5) projects are included in the construction reporting. A total of 214 contracts were issued, of which 93 contracts were awarded to MWESB contractors. Southeast Campus projects currently have 24% apprentice hours, with 23% minority/male hours and 3% female/minority hours. A contract total of \$14.4 million (37 %) was awarded to MWESB contractors.

Walsh Construction and O'Neill Electric, an African American owned electrical/general contracting firm, partnered to form OWCB for the Southeast Campus project. O'Neill Electric has been the prime contractor on the German American Society renovation, Mt. Tabor renovations and North Parking lot (UHaul) expansion projects with a contract amount of \$4,183,931. Inline Construction, an Asian American owned general contracting firm, partnered with OWCB as the prime contractor for Learning Commons project with a contract amount of \$10,353,708. O'Neill Electric and Inline Construction are First Tier contracts for reporting purposes and their totals are not included in the overall MWESB percentage reported. If they were included, the Southeast projects MWESB total would be even more impressive. Additional MWESB firms working on Southeast Campus projects with a contracted amount of over \$500,000 include General Sheet Metal, a Women-owned firm, was awarded a contract amount of \$660,310 for the Learning Commons, and \$845,121 for the Library project. Carr Construction, an African American contracting firm, was awarded a contract of \$720,240 for the Student Commons project.

Major Southeast Campus projects completed before December, 2014 are as follows: Student Commons completed in November, 2013 and opened in January, 2014. Learning Commons completed in January, 2014 and opened on March, 2014. New Tabor Kitchen was completed in August, 2013 and opened on September, 2013; Mt Tabor renovations completed and opened in June, 2014; The renovation of 1911 Campus Administration Building was completed in May, 2014 and opened on June, 2014.

- Sylvania Campus: Howard S. Wright is the CM/GC. Eleven (11) projects are included in the construction reporting. A total 465 contracts were issued, of which 155 contracts were awarded to MWESB contractors. Sylvania projects have 20% reported apprenticeship hours, 12% were male/minority and 1% female minority hours. A total amount of \$7.71 million (22%) was awarded to MWESB contractors.

MWESB firms working on Sylvania Campus projects with an awarded contract amount of over \$500,000 include: General Sheet Metal, a women-owned firm, \$675,873, CC Building E6 project, and \$601,393, HT Air Handler remodel; and Structural 21, LLC, a Native American owned firm, \$671,489, CC Building Seismic project.

Sylvania Campus completed projects (by Building) prior to December, 2014 are as follows: SS and ST Building renovations completed in September, 2012; HT Pool renovation completed in September, 2011; AM Building renovations completed in October, 2013 and opened in November, 2013; AM Storage Building was completed in April, 2013 and opened in May, 2013; CC Building Phase 1 was completed in March, 2014 and opened in April, 2014; Renovation for CT Building completed in November, 2014 and opened by December, 2014, and several sitework projects, including G Street Completion.

Lastly, with the help of the Bond Program's projects and the goal to provide more contracting opportunities to MWESB firms, there were several companies (with combined earnings from other projects outside PCC) who have reached or exceeded the State of Oregon required gross income and graduated out of their MWESB status. Firms graduated from Minority Business Entrepreneurs (MBE) and Women Business Enterprise (WBE) status means their earnings exceeded the \$22.41 million. Firms graduated from Emerging Small Business (ESB) Tier 2 (construction companies) status means their earnings exceeded \$3.6 million. The following firms hired by Campus CM/GCs to work on Bond projects and have since graduated out of their MWESB status*:

- Agate Pacific – ESB, graduated on 12/22/2014
- Benchmark Coatings – WBE, graduated on 6/12/2014
- Carr Construction – MBE, graduated on 5/29/2014
- J&J Mechanical Insulation – ESB, graduated on 5/2/2014
- Northwest Structural Services – ESB, graduated on 5/23/2014
- Sterling Floors, Inc – ESB, graduated on 1/23/2014
- A-Absolute Comfort Heating & Cooling, Inc – ESB, graduated on 9/2/2014

*Confirmed by State of Oregon Office of Minority, Women, and Emerging Small Business

December 2014 Cascade Campus Diversity Dashboard

MWESB Participation by Project

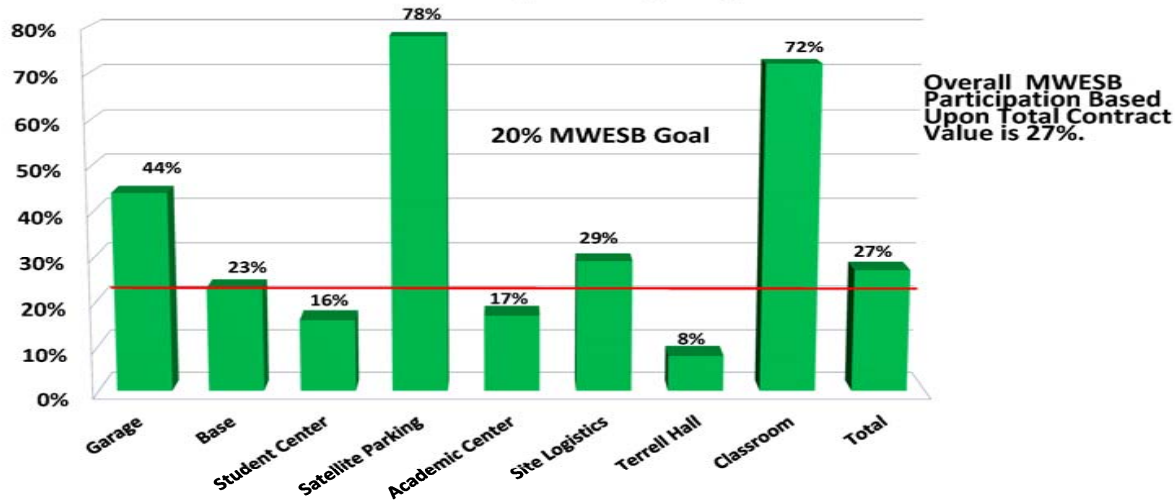


Chart represents awarded MWESB subcontracts by Project and Overall GMP.

MWESB Participation by Certification

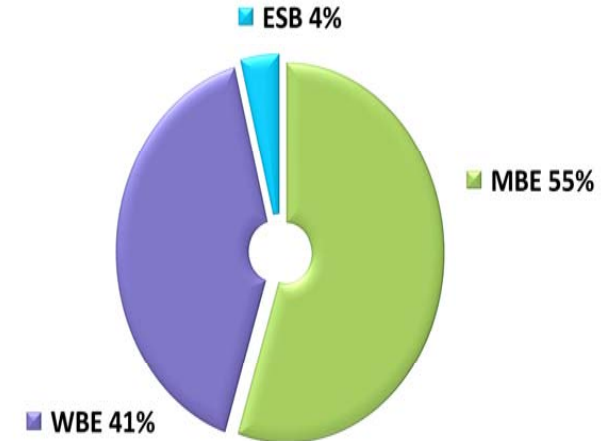
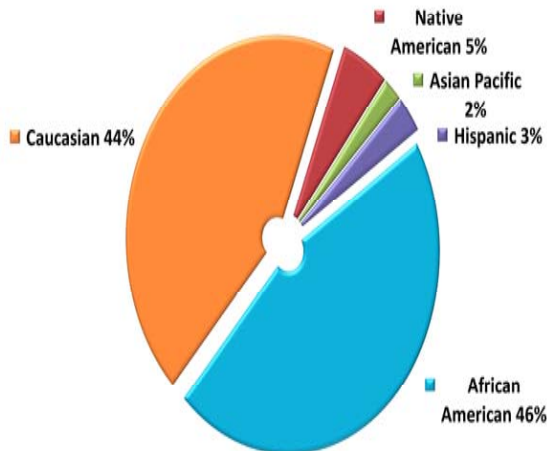


Chart represents breakdown of 26% MWESB participation. Of 348 total contracts, 129 are MWESB and 219 are Non-MWESB

MWESB Firm Ethnicity



Data collected from required project forms.
Ethnicity of MWESB contracts

Apprenticeship by Trade

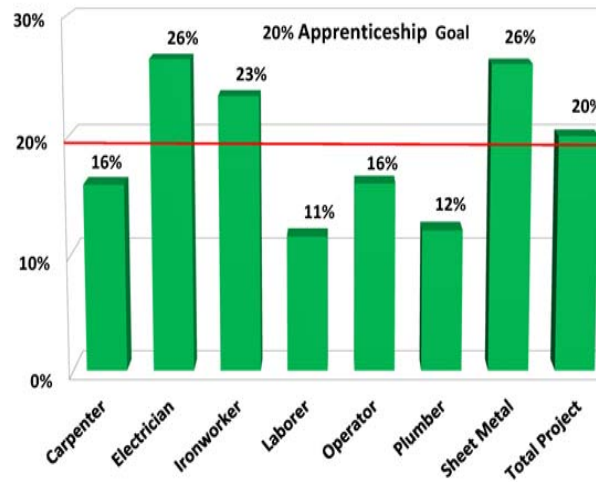


Chart represents Total Apprenticeship achieved to date by trade.
Overall Apprenticeship is 20%.

Minority Workforce

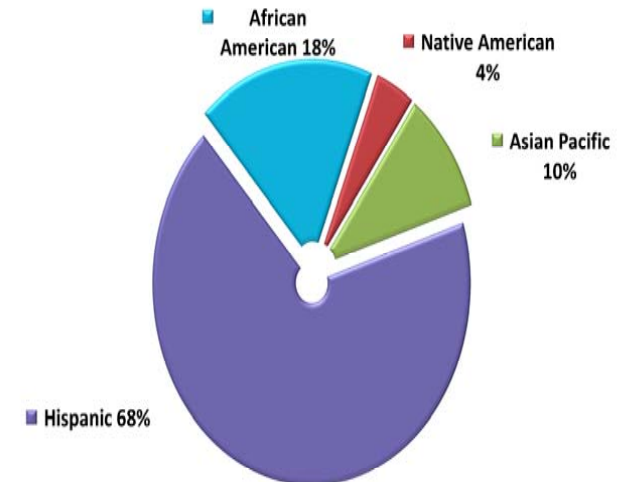


Chart represents Total Workforce Ethnicity.
Of the 190,240 total hours worked 23% were worked by Minorities and 3% by Females

December 2014 Rock Creek Campus Diversity Dashboard

MWESB Participation by Project

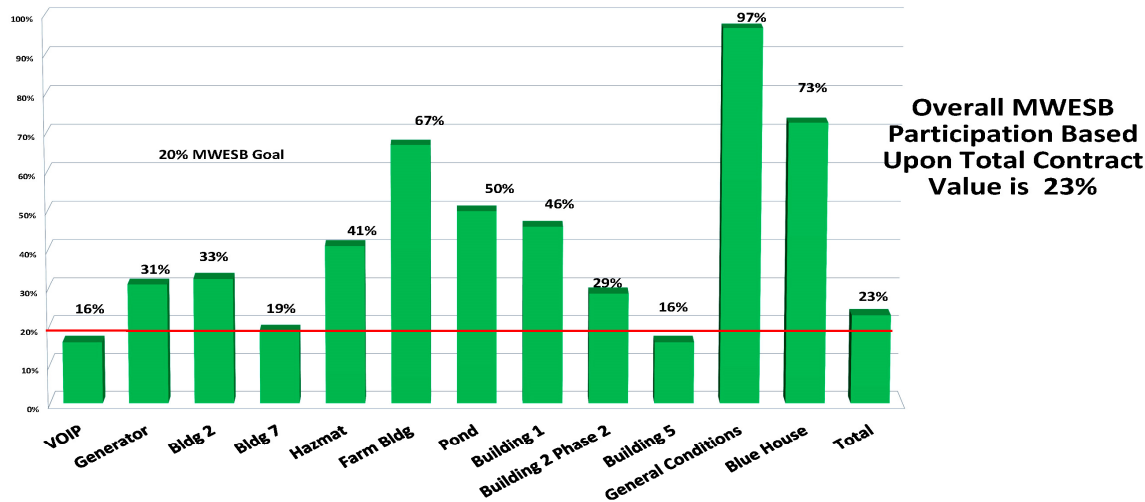


Chart represents awarded MWESB subcontracts by Project and Overall GMP

MWESB Participation by Certification

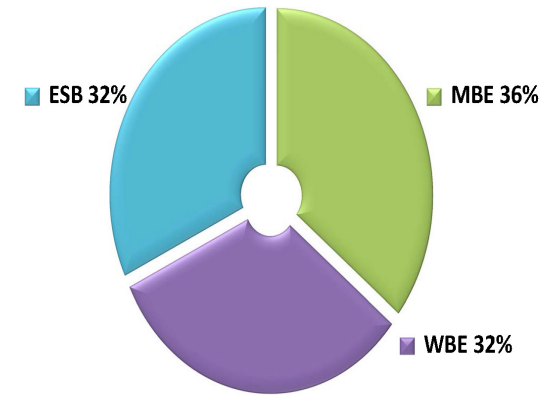
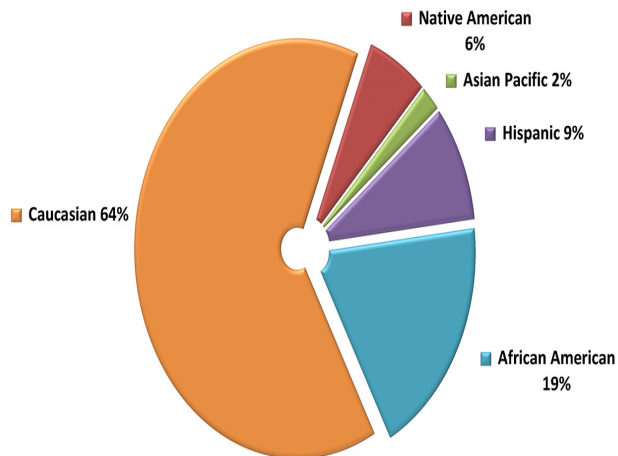


Chart represents breakdown of 23% MWESB participation. Of 284 total contracts, 81 are MWESB and 203 are Non-MWESB

MWESB Firm Ethnicity



Data collected from required project forms.
Ethnicity of MWESB contracts

Apprenticeship by Trade

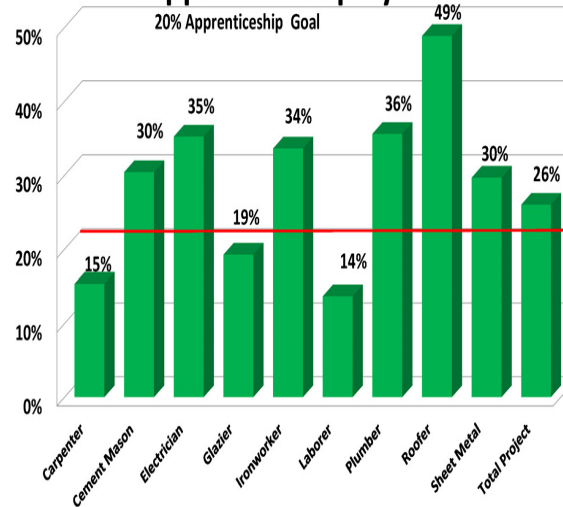


Chart represents Total Apprenticeship achieved to date by trade.
Overall Apprenticeship is 26%.

Minority Workforce

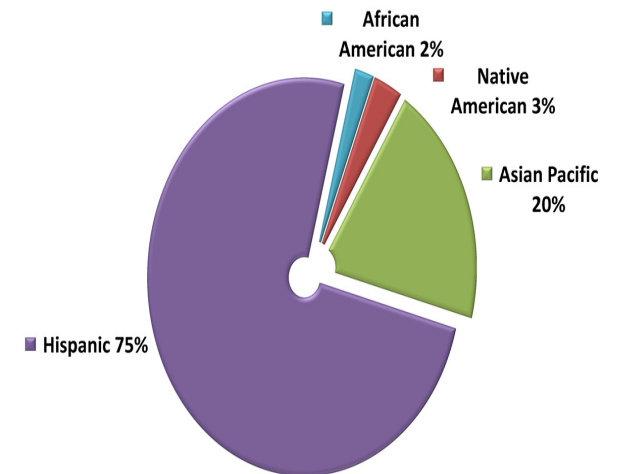


Chart represents Total Workforce Ethnicity. Of the 67,372 total hours worked 18% were worked by Minorities and 3% by Females

December 2014 Southeast Campus Diversity Dashboard

MWESB Participation by Project

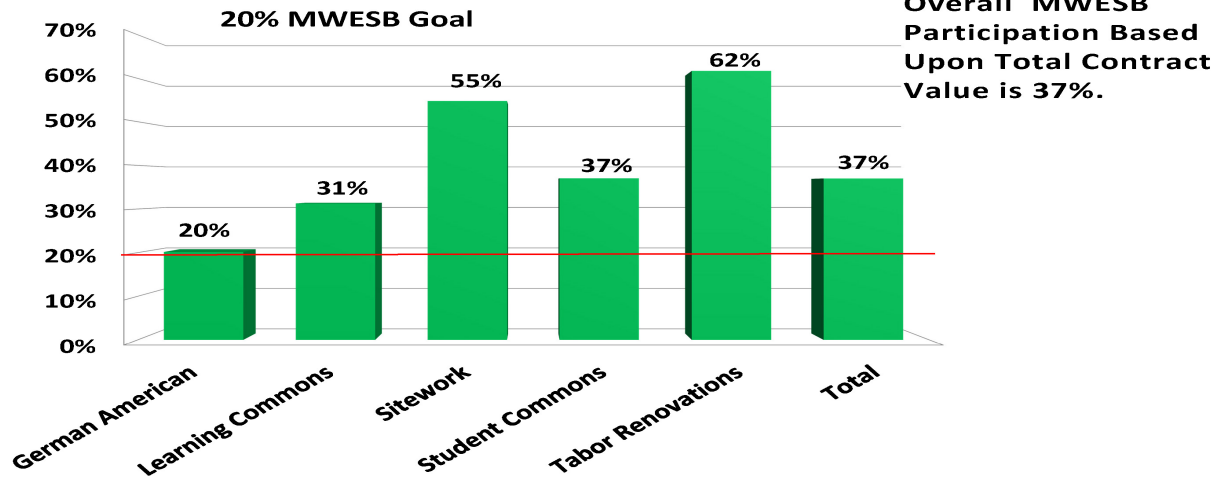


Chart represents awarded MWESB subcontracts by Project and Overall GMP.

MWESB Participation by Certification

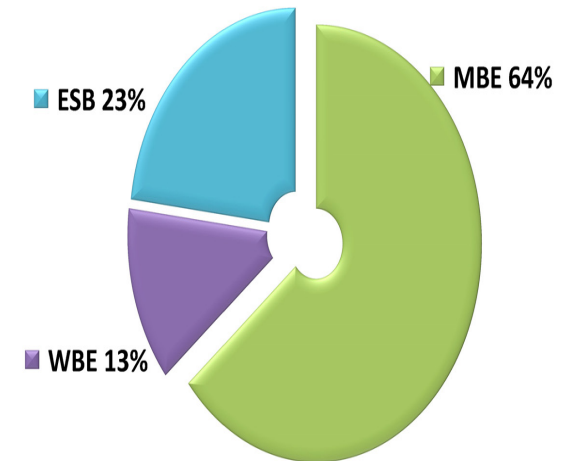
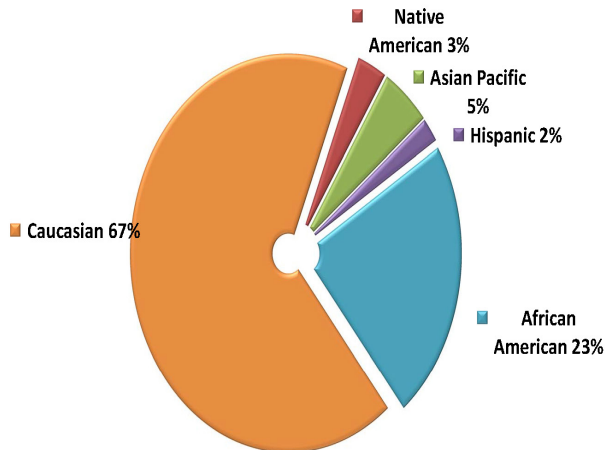


Chart represents breakdown of 37% MWESB participation. Of 214 total contracts, 93 are MWESB and 121 are Non-MWESB

MWESB Firm Ethnicity



Data collected from required project forms.
Ethnicity of MWESB contracts

Apprenticeship by Trade

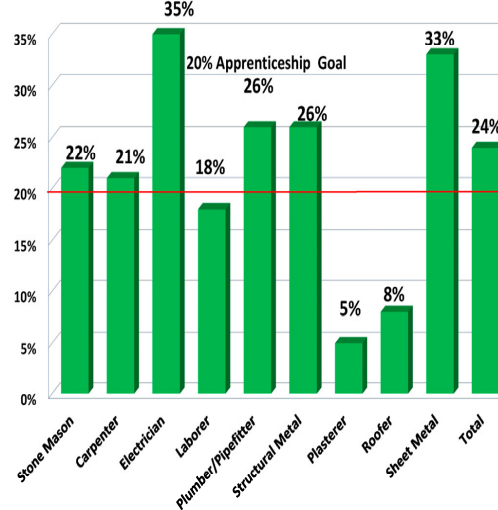


Chart represents Total Apprenticeship achieved to date by trade.
Overall Apprenticeship is 24%.

Minority Workforce

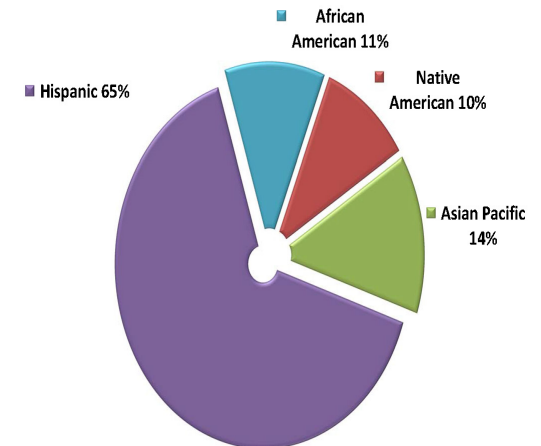


Chart represents Total Workforce Ethnicity. Of the 95,003 total hours worked 23% were worked by Minorities and 3% by Females

December 2014 Sylvania Campus Diversity Dashboard

MWESB Participation by Project

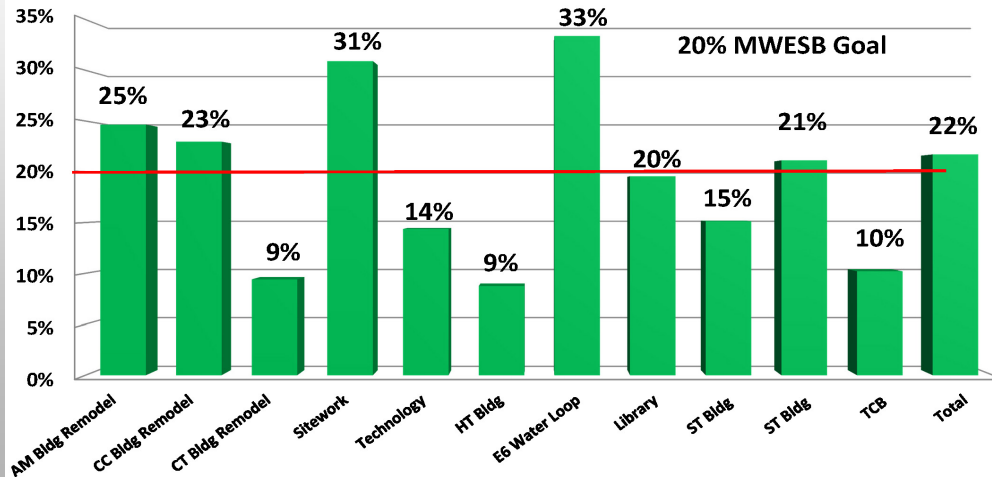


Chart represents awarded MWESB subcontracts by Project and Overall GMP.

Overall MWESB Participation Based Upon Total Contract Value is 22%.

MWESB Participation by Certification

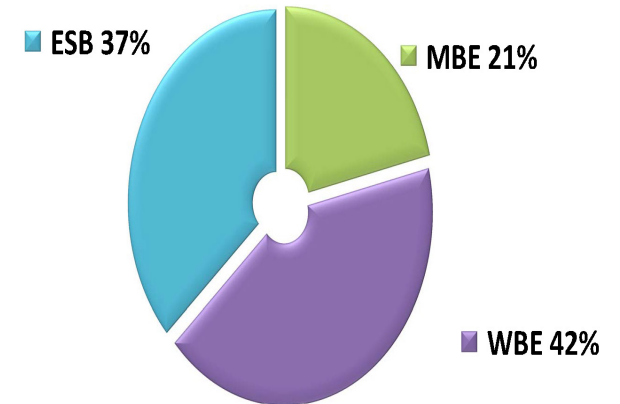
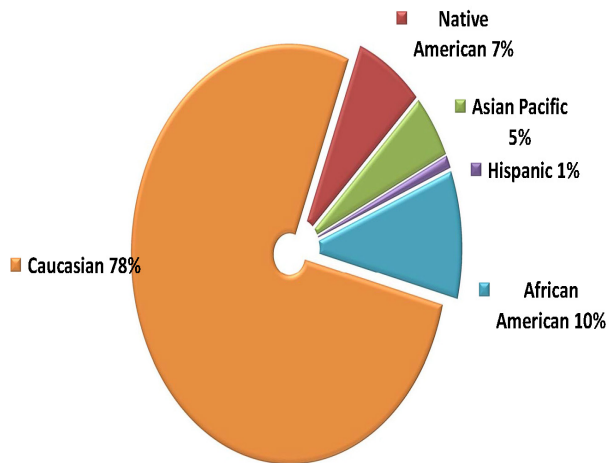


Chart represents breakdown of 23% MWESB participation. Of 465 total contracts, 155 are MWESB and 310 are Non-MWESB

MWESB Firm Ethnicity



Data collected from required project forms.
Ethnicity of MWESB contracts

Apprenticeship by Trade

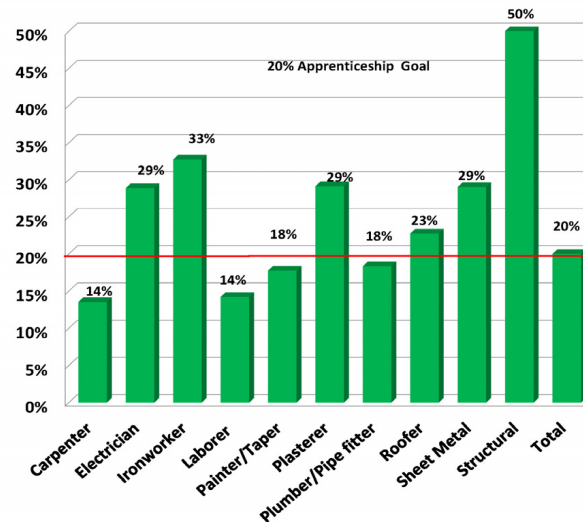


Chart represents Total Apprenticeship achieved to date by trade.
Overall Apprenticeship is 20%.

Minority Workforce

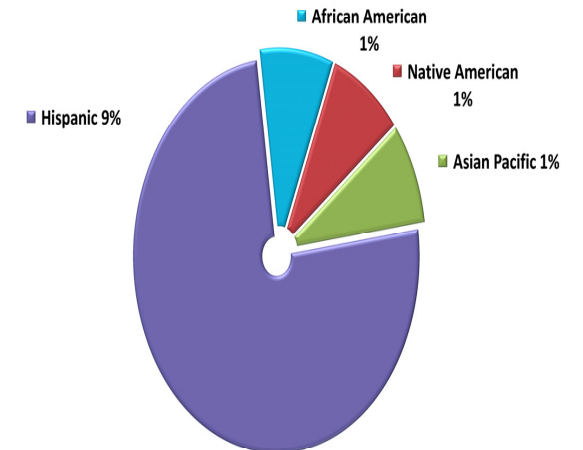


Chart represents Total Workforce Ethnicity.
Of the 90,862 total hours worked 12% were worked by Minorities and 1% by Females