

GRAMMAR


Complete each conversation. What is the correct answer: A, B, or C?

11. **A:** Van is in the United States. _____ family is in Vietnam.
B: Really?
A. Their
B. His
C. My
12. **A:** How old _____ Shoba's children?
B: Seven and twelve.
A. is
B. are
C. have
13. **A:** That's my friend.
B: Wow! She _____ long hair!
A. is
B. has
C. have
14. **A:** How old _____ your grandmother?
B: Eighty.
A. is
B. has
C. are
15. **A:** Who's Tom?
B: He's _____ brother.
A. she
B. Diana's
C. Diana
16. **A:** This is a picture of my grandfather.
B: Wow! He _____ tall!
A. has
B. is
C. are

17. **A:** This is a picture of _____ family.
B: Nice!
A. my
B. me
C. I'm
18. **A:** Your sister looks like you.
B: Yes. _____ both short!
A. We have
B. We're
C. She has
19. **A:** Is that Omar?
B: No. Omar _____ a beard.
A. is
B. have
C. has
20. **A:** Is that _____ mother?
B: No. That's my mother!
A. he
B. Michael
C. Michael's
21. **A:** How old _____ you?
B: I'm twenty-one.
A. is
B. are
C. have
22. **A:** How old _____ Jen?
B: Ten.
A. is
B. are
C. am

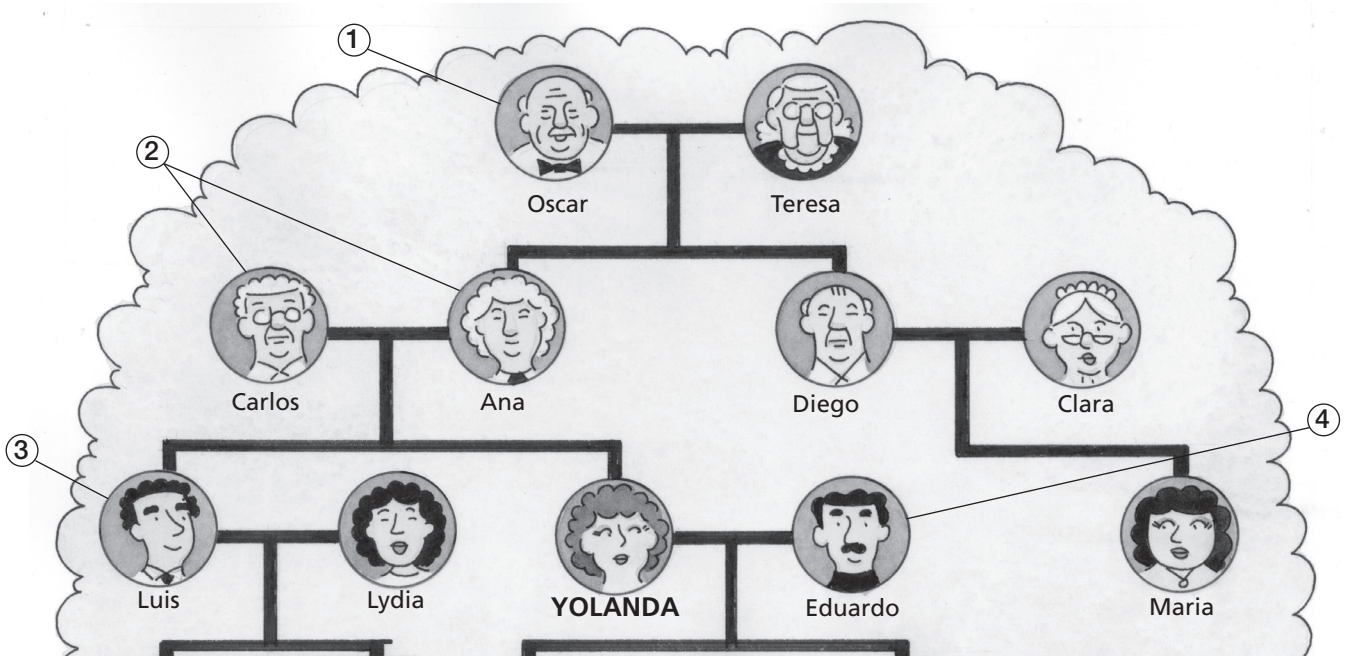
VOCABULARY

Look at the picture and read. What is the correct answer: A, B, C, or D?



23. ① is my _____.
- A. mother
 - B. son
 - C. grandfather
 - D. granddaughter
24. ② is my _____.
- A. sister
 - B. grandmother
 - C. husband
 - D. wife

Look at the family tree and read. What is the correct answer: A, B, C, or D?



25. This is Yolanda's grandfather.

- A. ①
- B. ②
- C. ③
- D. ④

27. This is Yolanda's brother.

- A. ①
- B. ②
- C. ③
- D. ④

26. These are Yolanda's parents.

- A. ① and ②
- B. ②
- C. ③
- D. ③ and ④

WORKPLACE, LIFE, AND COMMUNITY SKILLS II

Look at the calendar and read. What is the correct answer: A, B, C, or D?

<i>November</i>						
1	2	3	4	5	6	7
8	9	10	11	12	13	14
15	16	17	18	19	20	21
22	23	24	25	26	27	28
29	30					

28. When is Ting's birthday?
- A. November fourth
 - B. November fourteenth
 - C. November fifteenth
 - D. November twenty-fourth

Read. What is the correct answer: A, B, C, or D?

29. September, _____, November, December
- A. October
 - B. March
 - C. February
 - D. April
30. MAY, JUN, JUL, _____
- A. OCT
 - B. JAN
 - C. FEB
 - D. AUG

Look at the dates and read. What is the correct answer: A, B, C, or D?

2/3/89

①

2/13/89

②

9/1/19

③

1/9/19

④

31. Peter's date of birth is February 13, 1989.

- A. ①
- B. ②
- C. ③
- D. ④

32. The date is September 1, 2019.

- A. ①
- B. ②
- C. ③
- D. ④

WRITING

Read. Choose the best answer.

My Children

My son's name is Tom. He's 21 years old. His birthday is in december. My daughter's name is Eva. _____

35

33. The underlined words all begin with a capital letter.
- A. True
 - B. False
34. Which word needs a capital letter?
- A. years
 - B. birthday
 - C. december
35. Choose the best sentence to add.
- A. her birthday is in june.
 - B. Her birthday is in june.
 - C. Her birthday is in June.

READING

Read. What is the correct answer: A, B, C, or D?

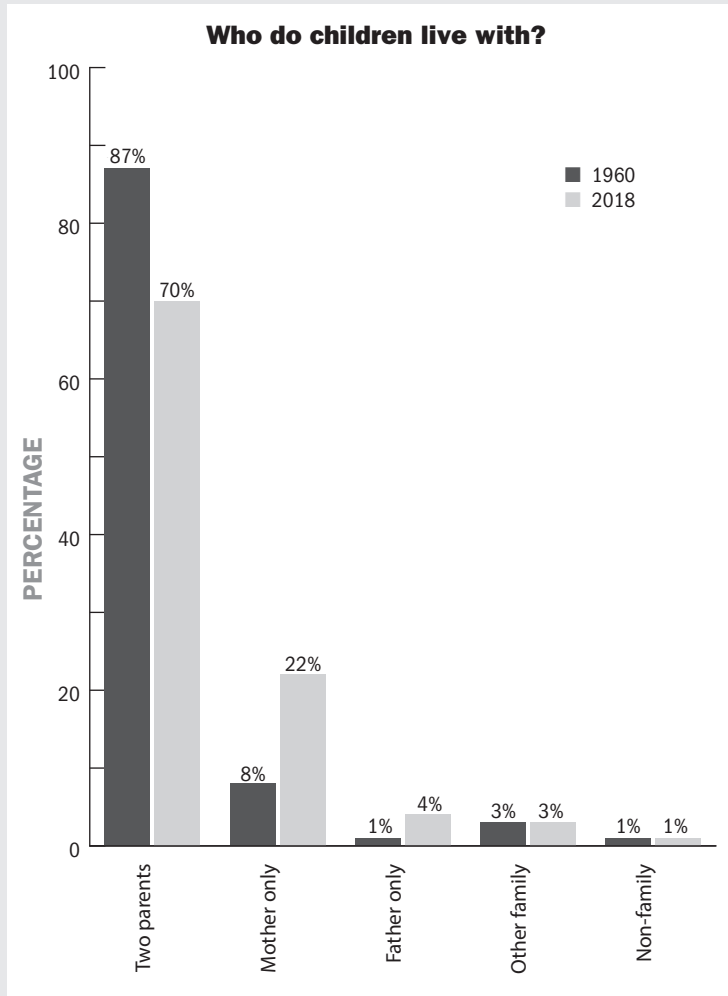
American Families: Then and Now

Tom lives with his mother and father. But his friend Jimmy lives with his father only. His friend Anna lives with her mother only. Jen lives with her grandmother.

In 1960, 87% of children in the U.S. lived with both parents. Today, 70% of children live with both parents. That's a big change.

Today, 26% of children live with just one parent. In 1960, it was only 9% of children. A lot of these children live with their mother only. Not many children live with their father only.

But what about other family members, like grandparents, aunts, or uncles? Today, 3% of children live with other family members. They don't live with their mom and dad.



36. This text is about _____.
- grandparents
 - the people children live with
 - blended families
 - large families
37. Most children today live with _____.
- one parent
 - their mother
 - other relatives
 - both parents

38. Jimmy lives with _____.
- A. his mother and father
 - B. his father
 - C. his mother
 - D. his grandmother
39. The bar graph shows that in 1960, 8% of children lived _____.
- A. with their mother only
 - B. with their father only
 - C. with their grandparents
 - D. with no parents
40. The bar graph shows that in 2018, 4% of children lived _____.
- A. alone
 - B. with their mother and father
 - C. with their grandparents
 - D. with their father only