


1 WHAT DO YOU KNOW?

A CLASS. Look at the pictures. Which household problems do you know?

B  **CD2 T2** Look at the pictures and listen. Listen again and repeat.



2 PRACTICE

A PAIRS. Student A, point to a picture. Ask, "What's the problem?" Student B, identify the problem.

A: (points to a picture) What's the problem?


B: The ceiling is leaking.




A: Right!

B WORD PLAY. PAIRS. Complete the chart. Use the words in the box. Words can be written more than once.

ceiling door faucet lock sink
toilet washing machine window

Things that leak	Things that get stuck	Things that get clogged
faucet	window	sink





Household Problems

1. The ceiling is leaking.
2. The faucet is leaking.
3. The toilet is clogged.
4. The sink is clogged.
5. The lock is broken.
6. The mailbox is broken.
7. The window is stuck.
8. The door is stuck.
9. The washing machine isn't working.
10. The stove isn't working.
11. There's no heat.
12. There's no hot water.

Learning Strategy

Make labels

Look at the list of household problems. Think of the things in your home. Make cards for five things. Write the word on a card. Put the cards on the things in your home.

a faucet

Show what you know!

STEP 1. Look at the list of household problems. Circle the problem you think is the worst.

STEP 2. GROUPS OF 3. What is the worst household problem? Explain your answer.

I think number 5 is the worst problem because . . .