


## Listening and Speaking

## 1 BEFORE YOU LISTEN

- A** Look at the pictures. Write the directions on the lines.

Turn right. Turn left. ~~Go straight.~~ Go through one traffic light.



Go straight.



- B** **CLASS.** Imagine that you need directions to a place in your community. How do you usually get directions?

## 2 LISTEN

CD2 T12

- A** Listen to the phone message. Number the directions in the order you hear them.

- \_\_\_ turn right
- \_\_\_ turn left
- \_\_\_ go straight
- \_\_\_ go through one traffic light

CD2 T12

- B** Listen again. Find the "start here" box. Follow the directions on the map. Draw the route on the map. Then circle the library.






### 3 CONVERSATION

CD2 T13

**A**  Listen. Then listen and repeat.

Then turn right.      It's on the left.  
It's on Third Street.      Thanks.

CD2 T14

**B**  Carrie has a new neighbor, Lan. Lan doesn't know her way around the neighborhood yet. Listen and repeat the conversation.

Lan: Can you give me directions to Save-Rite Pharmacy?

Carrie: Sure. Go straight on Third Street.

Lan: OK. Go straight on Third Street.

Carrie: All right. At the stop sign, turn right onto Davis Road.

Lan: At the stop sign, turn right onto Davis Road.

Carrie: Exactly. Save-Rite Pharmacy is on the left.

### Pronunciation Watch

There are two *th* sounds in English. To say the *th* sound in *then*, put your tongue between your teeth. Use your voice. To say the *th* sound in *thanks*, put your tongue between your teeth but do not use your voice.

### 4 PRACTICE

**A PAIRS.** Practice the conversation. Then make new conversations. Use the directions on the maps.

A: Can you give me directions to \_\_\_\_\_?

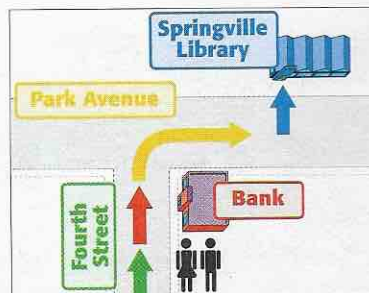
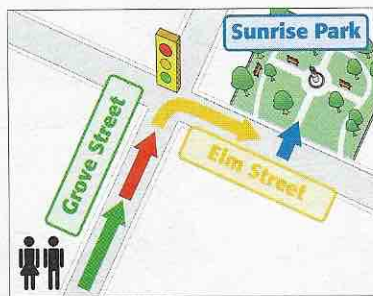
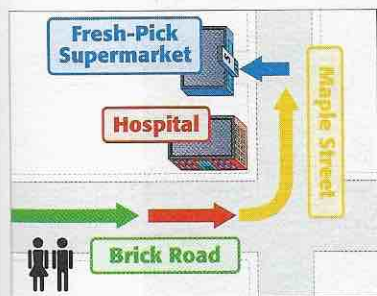
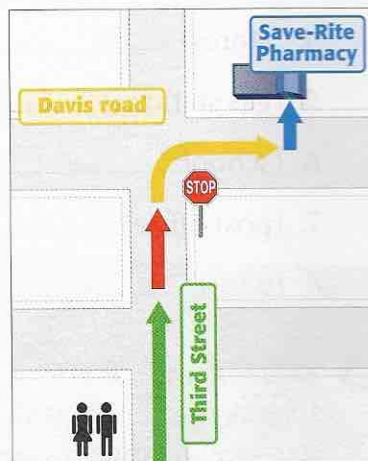
B: Sure. Go straight on \_\_\_\_\_.

A: OK. Go straight on \_\_\_\_\_.

B: All right. At the \_\_\_\_\_, turn \_\_\_\_\_ onto \_\_\_\_\_.

A: At the \_\_\_\_\_, turn \_\_\_\_\_ onto \_\_\_\_\_.

B: Exactly. \_\_\_\_\_ is on the left.



**B ROLE PLAY. PAIRS.** Make your own conversations. Ask for and give directions from school to places in your community.