

# Sylvania Campus

12000 SW 49th Ave  
Portland, OR 97219  
pcc.edu/sylvania

## BUILDINGS

<b>AM</b>	Automotive & Metals Bldg
<b>BK</b>	Bookstore
<b>CC</b>	Amo De Bernardis College Center
<b>CDC</b>	Child Development Center
<b>CSB</b>	College Service Building
<b>CT</b>	Communications Technology Bldg
<b>HP</b>	Heat Plant
<b>HT</b>	Health Technology Bldg
<b>LIB</b>	Library
<b>MOD</b>	Modular Classrooms
<b>PAC</b>	Performing Arts Center
<b>SCB</b>	South Classroom Bldg
<b>SS</b>	Social Science Bldg
<b>ST</b>	Science & Technology Bldg
<b>TCB</b>	Technology Classroom Bldg

## MAP ICONS

	TriMet Stop
	PCC Shuttle Stop
	Daily Parking Permit Stations
	Electric Charging Station
	Bicycle Parking
	Designated Smoking Area
	Elevator (Outdoor Access)
	Accessible Parking



For detailed building and parking lot information, visit [pcc.edu/map](http://pcc.edu/map).

**Public Safety** (CSB, Room 320)  
Emergency 911 or 971-722-4444 | Non-Emergency 971-722-4902

# Rock Creek Campus








17705 NW Springville Rd,  
Portland, OR 97229

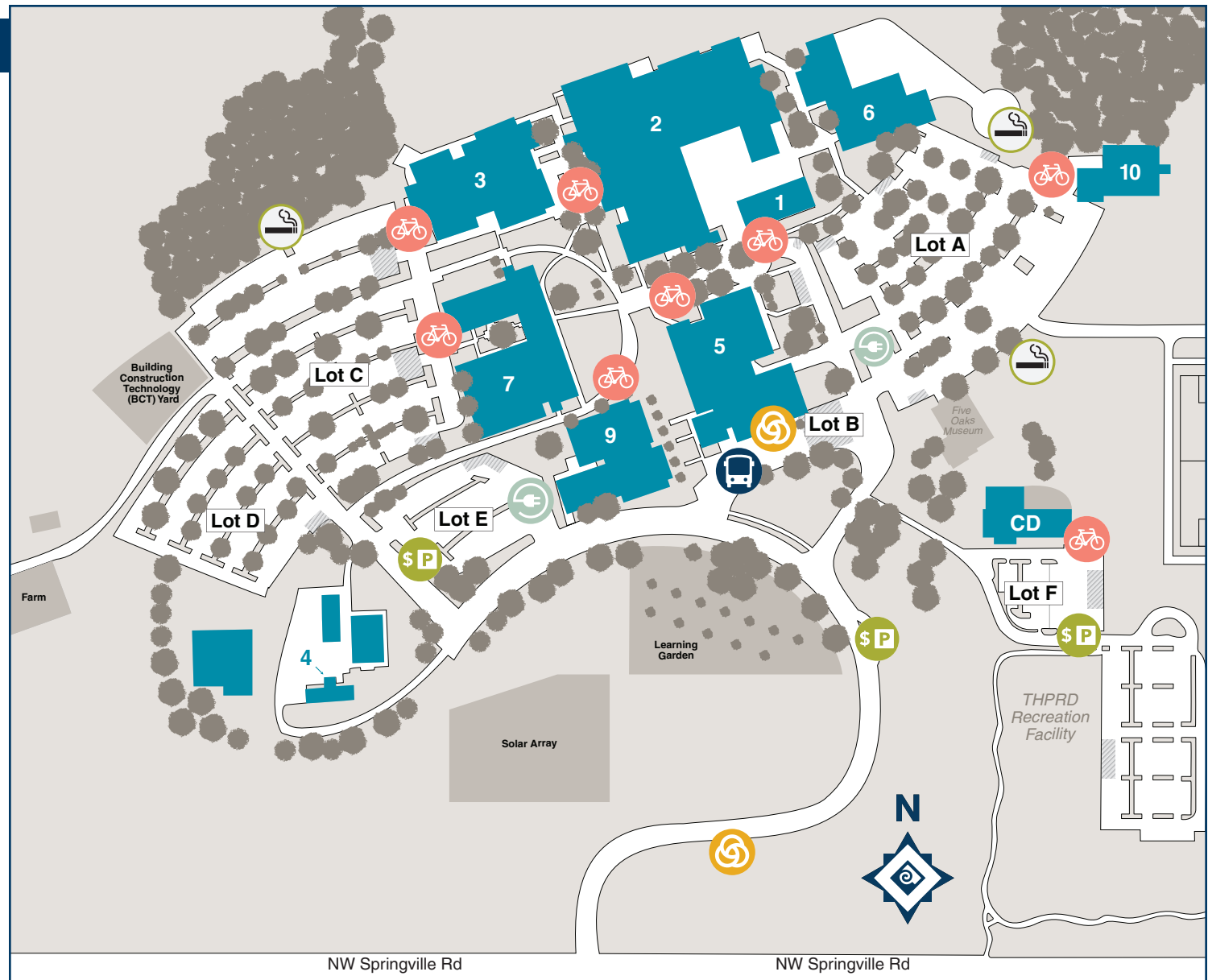
[pcc.edu/rockcreek](http://pcc.edu/rockcreek)

## BUILDINGS

- 1** Building 1
- 2** Building 2
- 3** Building 3
- 4** Building 4
- 5** Building 5
- 6** Building 6
- 7** Building 7
- 9** Building 9
- 10** Building 10
- CD** Child Development Center

## MAP ICONS

-  TriMet Stop
-  PCC Shuttle Stop
-  Daily Parking Permit Stations
-  Electric Charging Station
-  Bicycle Parking
-  Designated Smoking Area
-  Accessible Parking



For detailed building and parking lot information, visit [pcc.edu/map](http://pcc.edu/map).

**Public Safety** (Building 1)  
Emergency 911 or 971-722-4444 | Non-Emergency 971-722-4902

# Cascade Campus

705 N Killingsworth St.  
Portland, OR 97217

[pcc.edu/cascade](http://pcc.edu/cascade)

## BUILDINGS

<b>CAGYM</b>	Cascade Gym
<b>CH</b>	Cascade Hall
<b>JH</b>	Jackson Hall
<b>LB</b>	Library
<b>MAHB</b>	Moriarty Arts Building
<b>PAR</b>	Paragon Building
<b>PS</b>	Public Safety
<b>PSEB</b>	Public Service Education Building
<b>SSB</b>	Student Service Building
<b>SU</b>	Student Union (TEMPORARILY CLOSED)
<b>TEB</b>	Margaret Carter Technology Education Building
<b>TH</b>	Terrell Hall



For detailed building and parking lot information, visit [pcc.edu/map](http://pcc.edu/map).



### Underground Parking Garage (Lot 4)

The garage is located under the Student Union (SU). The entrance is located on N Mississippi Ave, just north of N Killingsworth St. Accessible parking, pay stations and electrical charging stations can be found in the parking garage.



### Please Note:

Cascade Campus does not have Designated Smoking Areas. All PCC campuses are tobacco-free.

## MAP ICONS

- TriMet Stop
- PCC Shuttle Stop
- Daily Parking Permit Stations
- Electric Charging Station
- Bicycle Parking
- Accessible Parking

**Public Safety** (501 N Killingsworth St.)

Emergency 911 or 971-722-4444 | Non-Emergency 971-722-4902








## Southeast Campus

2305 SE 82nd Ave,  
Portland, OR 97216  
[pcc.edu/southeast](http://pcc.edu/southeast)

### BUILDINGS

<b>ADM</b>	Administration Hall
<b>COMX</b>	Community Hall Annex
<b>LIBR</b>	Library
<b>SCOM</b>	Student Commons
<b>SCOTT</b>	Mt. Scott Hall
<b>TABOR</b>	Mt. Tabor Hall

### MAP ICONS

-  TriMet Stop
-  PCC Shuttle Stop
-  Daily Parking Permit Stations
-  Electric Charging Station
-  Bicycle Parking
-  Designated Smoking Area
-  Accessible Parking



For detailed building and parking lot information, visit [pcc.edu/map](http://pcc.edu/map).

**Public Safety** (TABOR, Room 155)  
Emergency 911 or 971-722-4444 | Non-Emergency 971-722-4902