

# IPEDS 2024-25 Data Collection System

IPEDS HELP DESK (877) 225-2568 | [ipedshelp@rti.org](mailto:ipedshelp@rti.org)  
OMB NO. 1850-0582 v.33 : Approval Expires 8/31/2027  
User ID: P2097461

## Human Resources 2024-25

Institution: Portland Community College (209746)

User ID: P2097461

### Overview

#### Human Resources Overview

Welcome to the IPEDS Human Resources (HR) survey component. The HR component collects important information about your institution's staff.

#### Data Reporting Reminders

- Report data to accurately reflect the time period corresponding with the IPEDS survey component, even if such reporting is seemingly inconsistent with prior-year reporting.
- Report each employee only once. If an employee could be coded in more than one occupation, code the employee in the occupation that requires the highest level of skill OR if there is no measurable difference in skill requirements, code the employee in the occupation in which they spend the most time.
- Report staff members difficult to categorize in the "Human Resources Survey Evaluation" box at the end of the survey.
- Enter data on each displayed screen. If a screen is not applicable, enter at least one zero in a field on the screen and save before continuing.
- When reporting salary data (applicable to degree-granting institutions only) include all full-time, non-medical school, instructional staff - both with and without faculty status.

See the instructions for the **Key Reporting Concepts** section – which will have basic reporting concepts that will assist you in completing the Human Resources survey component.

#### Changes to reporting:

No changes for the 2024-25 data collection period.

#### Resources:

- To download the survey materials for this component: [Survey Materials](#)
- All staff must now be reported using the new IPEDS occupational categories, which align with the 2018 Standard Occupational Classification (SOC) codes. Additional information and resources can be found in the [IPEDS HR/SOC Information Center](#), including general information about the SOC, the IPEDS/SOC crosswalk, a SOC Browse Tool, Frequently Asked Questions, and Web Tutorials.
- To access your prior year data submission for this component: [Reported Data](#)

If you have questions about completing this survey, please contact the **IPEDS Help Desk at 1-877-225-2568**.

Institution: Portland Community College (209746)

User ID: P2097461

Human Resources Screening Questions

Does your institution have any part-time staff?

If you answer Yes to this question, you will be provided the screens to report part-time staff.

- ☐ No  
☒ Yes

Does your institution have graduate assistants?

If you answer Yes to this question, you will be provided the screens to report graduate assistants.

- ☒ No  
☐ Yes

Does your institution have 15 or more full-time staff?

- ☐ No  
☒ Yes

Does your institution have a tenure system?

If you answer Yes to this question, you will be provided the screens to report some data by tenure status.

- ☐ No  
☒ Yes

Did your institution hire any persons for full-time permanent employment either for the first time (new to the institution) or after a break in service on the payroll as of November 1, 2024?

(Exclude persons who have returned from sabbatical leave and full-time instructional staff who are working less-than-9-month contracts.)

If you answer Yes to this question, you will be provided the screens to report full-time permanent new hires in Part H.

- ☐ No  
☒ Yes

Do ALL of the instructional staff at your institution fall into any of the following categories?

If you answer Yes to any of the questions below, you will NOT be required to report Part G - Salaries for instructional staff. However, Part G will still be required for reporting data for full-time non-instructional staff.

- ☒ No ☐ Yes Are ALL of the instructional staff military personnel?  
☒ No ☐ Yes Do ALL of the instructional staff contribute their services (e.g., members of a religious order)?

You may use the box below to provide additional context for the data you have reported above.

Institution: Portland Community College (209746)

User ID: P2097461

## Part A1 - Full-time Instructional Staff by Academic Rank and Tenure Status - Tenured

Number of Full-time Instructional Staff With Faculty Status Tenured

As of November 1, 2024

- Report Hispanic/Latino individuals of any race as Hispanic/Latino
- Report race for non-Hispanic/Latino individuals only
- Include both Primarily Instruction and Instruction Combined with Research and/or Public Service

## Men

Race/ethnicity	<u>Academic Rank</u>					No academic rank	Total
	Professors	Associate professors	Assistant professors	Instructors	Lecturers		
<u>U.S. Nonresident</u>	<input type="text"/>	<input type="text"/>	<input type="text"/>	<input type="text" value="0"/>	<input type="text"/>	<input type="text"/>	<b>0</b>
<u>Hispanic/Latino</u>	<input type="text"/>	<input type="text"/>	<input type="text"/>	<input type="text" value="12"/>	<input type="text"/>	<input type="text"/>	<b>12</b>
<u>American Indian or Alaska Native</u>	<input type="text"/>	<input type="text"/>	<input type="text"/>	<input type="text" value="1"/>	<input type="text"/>	<input type="text"/>	<b>1</b>
<u>Asian</u>	<input type="text"/>	<input type="text"/>	<input type="text"/>	<input type="text" value="6"/>	<input type="text"/>	<input type="text"/>	<b>6</b>
<u>Black or African American</u>	<input type="text"/>	<input type="text"/>	<input type="text"/>	<input type="text" value="1"/>	<input type="text"/>	<input type="text"/>	<b>1</b>
<u>Native Hawaiian or Other Pacific Islander</u>	<input type="text"/>	<input type="text"/>	<input type="text"/>	<input type="text" value="0"/>	<input type="text"/>	<input type="text"/>	<b>0</b>
<u>White</u>	<input type="text"/>	<input type="text"/>	<input type="text"/>	<input type="text" value="114"/>	<input type="text"/>	<input type="text"/>	<b>114</b>
Two or more races	<input type="text"/>	<input type="text"/>	<input type="text"/>	<input type="text" value="3"/>	<input type="text"/>	<input type="text"/>	<b>3</b>
<u>Race and ethnicity unknown</u>	<input type="text"/>	<input type="text"/>	<input type="text"/>	<input type="text" value="7"/>	<input type="text"/>	<input type="text"/>	<b>7</b>
<b>Total men</b>	<b>0</b>	<b>0</b>	<b>0</b>	<b>144</b>	<b>0</b>	<b>0</b>	<b>144</b>

## Women

Race/ethnicity	<u>Academic Rank</u>					No academic rank	Total
	Professors	Associate professors	Assistant professors	Instructors	Lecturers		
<u>U.S. Nonresident</u>	<input type="text"/>	<input type="text"/>	<input type="text"/>	<input type="text" value="0"/>	<input type="text"/>	<input type="text"/>	<b>0</b>
<u>Hispanic/Latino</u>	<input type="text"/>	<input type="text"/>	<input type="text"/>	<input type="text" value="11"/>	<input type="text"/>	<input type="text"/>	<b>11</b>
<u>American Indian or Alaska Native</u>	<input type="text"/>	<input type="text"/>	<input type="text"/>	<input type="text" value="0"/>	<input type="text"/>	<input type="text"/>	<b>0</b>
<u>Asian</u>	<input type="text"/>	<input type="text"/>	<input type="text"/>	<input type="text" value="8"/>	<input type="text"/>	<input type="text"/>	<b>8</b>
<u>Black or African American</u>	<input type="text"/>	<input type="text"/>	<input type="text"/>	<input type="text" value="1"/>	<input type="text"/>	<input type="text"/>	<b>1</b>
<u>Native Hawaiian or Other Pacific Islander</u>	<input type="text"/>	<input type="text"/>	<input type="text"/>	<input type="text" value="0"/>	<input type="text"/>	<input type="text"/>	<b>0</b>
<u>White</u>	<input type="text"/>	<input type="text"/>	<input type="text"/>	<input type="text" value="117"/>	<input type="text"/>	<input type="text"/>	<b>117</b>
Two or more races	<input type="text"/>	<input type="text"/>	<input type="text"/>	<input type="text" value="6"/>	<input type="text"/>	<input type="text"/>	<b>6</b>
<u>Race and ethnicity unknown</u>	<input type="text"/>	<input type="text"/>	<input type="text"/>	<input type="text" value="4"/>	<input type="text"/>	<input type="text"/>	<b>4</b>
<b>Total women</b>	<b>0</b>	<b>0</b>	<b>0</b>	<b>147</b>	<b>0</b>	<b>0</b>	<b>147</b>

<b>Total (men+women)</b>	<b>0</b>	<b>0</b>	<b>0</b>	<b>291</b>	<b>0</b>	<b>0</b>	<b>291</b>
<b>Total from prior year</b>							<b>293</b>

Institution: Portland Community College (209746)

User ID: P2097461

## Part A1 - Full-time Instructional Staff by Academic Rank and Tenure Status - On Tenure Track

Number of **Full-time Instructional Staff With Faculty Status On Tenure Track**

As of November 1, 2024

- Report Hispanic/Latino individuals of any race as Hispanic/Latino
- Report race for non-Hispanic/Latino individuals only
- Include both Primarily Instruction and Instruction Combined with Research and/or Public Service

## Men

Race/ethnicity	Academic Rank					No academic rank	Total
	Professors	Associate professors	Assistant professors	Instructors	Lecturers		
<u>U.S. Nonresident</u>	<input type="text"/>	<input type="text"/>	<input type="text"/>	<input type="text" value="0"/>	<input type="text"/>	<input type="text"/>	<b>0</b>
<u>Hispanic/Latino</u>	<input type="text"/>	<input type="text"/>	<input type="text"/>	<input type="text" value="2"/>	<input type="text"/>	<input type="text"/>	<b>2</b>
<u>American Indian or Alaska Native</u>	<input type="text"/>	<input type="text"/>	<input type="text"/>	<input type="text" value="0"/>	<input type="text"/>	<input type="text"/>	<b>0</b>
<u>Asian</u>	<input type="text"/>	<input type="text"/>	<input type="text"/>	<input type="text" value="2"/>	<input type="text"/>	<input type="text"/>	<b>2</b>
<u>Black or African American</u>	<input type="text"/>	<input type="text"/>	<input type="text"/>	<input type="text" value="3"/>	<input type="text"/>	<input type="text"/>	<b>3</b>
<u>Native Hawaiian or Other Pacific Islander</u>	<input type="text"/>	<input type="text"/>	<input type="text"/>	<input type="text" value="0"/>	<input type="text"/>	<input type="text"/>	<b>0</b>
<u>White</u>	<input type="text"/>	<input type="text"/>	<input type="text"/>	<input type="text" value="17"/>	<input type="text"/>	<input type="text"/>	<b>17</b>
Two or more races	<input type="text"/>	<input type="text"/>	<input type="text"/>	<input type="text" value="1"/>	<input type="text"/>	<input type="text"/>	<b>1</b>
<u>Race and ethnicity unknown</u>	<input type="text"/>	<input type="text"/>	<input type="text"/>	<input type="text" value="10"/>	<input type="text"/>	<input type="text"/>	<b>10</b>
<b>Total men</b>	<b>0</b>	<b>0</b>	<b>0</b>	<b>35</b>	<b>0</b>	<b>0</b>	<b>35</b>

## Women

Race/ethnicity	Academic Rank					No academic rank	Total
	Professors	Associate professors	Assistant professors	Instructors	Lecturers		
<u>U.S. Nonresident</u>	<input type="text"/>	<input type="text"/>	<input type="text"/>	<input type="text" value="1"/>	<input type="text"/>	<input type="text"/>	<b>1</b>
<u>Hispanic/Latino</u>	<input type="text"/>	<input type="text"/>	<input type="text"/>	<input type="text" value="6"/>	<input type="text"/>	<input type="text"/>	<b>6</b>
<u>American Indian or Alaska Native</u>	<input type="text"/>	<input type="text"/>	<input type="text"/>	<input type="text" value="0"/>	<input type="text"/>	<input type="text"/>	<b>0</b>
<u>Asian</u>	<input type="text"/>	<input type="text"/>	<input type="text"/>	<input type="text" value="10"/>	<input type="text"/>	<input type="text"/>	<b>10</b>
<u>Black or African American</u>	<input type="text"/>	<input type="text"/>	<input type="text"/>	<input type="text" value="2"/>	<input type="text"/>	<input type="text"/>	<b>2</b>
<u>Native Hawaiian or Other Pacific Islander</u>	<input type="text"/>	<input type="text"/>	<input type="text"/>	<input type="text" value="0"/>	<input type="text"/>	<input type="text"/>	<b>0</b>
<u>White</u>	<input type="text"/>	<input type="text"/>	<input type="text"/>	<input type="text" value="42"/>	<input type="text"/>	<input type="text"/>	<b>42</b>
Two or more races	<input type="text"/>	<input type="text"/>	<input type="text"/>	<input type="text" value="1"/>	<input type="text"/>	<input type="text"/>	<b>1</b>
<u>Race and ethnicity unknown</u>	<input type="text"/>	<input type="text"/>	<input type="text"/>	<input type="text" value="8"/>	<input type="text"/>	<input type="text"/>	<b>8</b>
<b>Total women</b>	<b>0</b>	<b>0</b>	<b>0</b>	<b>70</b>	<b>0</b>	<b>0</b>	<b>70</b>
<b>Total (men+women)</b>	<b>0</b>	<b>0</b>	<b>0</b>	<b>105</b>	<b>0</b>	<b>0</b>	<b>105</b>
<b>Total from prior year</b>							<b>81</b>

Institution: Portland Community College (209746)

User ID: P2097461

## Part A1 - Full-time Instructional Staff by Academic Rank and Tenure Status - Multi-Year Contract

Number of **Full-time Instructional Staff With Faculty Status Not on Tenure Track - Multi-Year Contract**

As of November 1, 2024

- Report Hispanic/Latino individuals of any race as Hispanic/Latino
- Report race for non-Hispanic/Latino individuals only
- Include both Primarily Instruction and Instruction Combined with Research and/or Public Service

## Men

Gender and race/ethnicity	Academic Rank					No academic rank	Total
	Professors	Associate professors	Assistant professors	Instructors	Lecturers		
<u>U.S. Nonresident</u>	<input type="text"/>	<input type="text"/>	<input type="text"/>	<input type="text" value="0"/>	<input type="text"/>	<input type="text"/>	0
<u>Hispanic/Latino</u>	<input type="text"/>	<input type="text"/>	<input type="text"/>	<input type="text"/>	<input type="text"/>	<input type="text"/>	0
<u>American Indian or Alaska Native</u>	<input type="text"/>	<input type="text"/>	<input type="text"/>	<input type="text"/>	<input type="text"/>	<input type="text"/>	0
<u>Asian</u>	<input type="text"/>	<input type="text"/>	<input type="text"/>	<input type="text"/>	<input type="text"/>	<input type="text"/>	0
<u>Black or African American</u>	<input type="text"/>	<input type="text"/>	<input type="text"/>	<input type="text"/>	<input type="text"/>	<input type="text"/>	0
<u>Native Hawaiian or Other Pacific Islander</u>	<input type="text"/>	<input type="text"/>	<input type="text"/>	<input type="text"/>	<input type="text"/>	<input type="text"/>	0
<u>White</u>	<input type="text"/>	<input type="text"/>	<input type="text"/>	<input type="text"/>	<input type="text"/>	<input type="text"/>	0
Two or more races	<input type="text"/>	<input type="text"/>	<input type="text"/>	<input type="text"/>	<input type="text"/>	<input type="text"/>	0
<u>Race and ethnicity unknown</u>	<input type="text"/>	<input type="text"/>	<input type="text"/>	<input type="text"/>	<input type="text"/>	<input type="text"/>	0
<b>Total men</b>	0	0	0	0	0	0	0

## Women

Gender and race/ethnicity	Academic Rank					No academic rank	Total
	Professors	Associate professors	Assistant professors	Instructors	Lecturers		
<u>U.S. Nonresident</u>	<input type="text"/>	<input type="text"/>	<input type="text"/>	<input type="text" value="0"/>	<input type="text"/>	<input type="text"/>	0
<u>Hispanic/Latino</u>	<input type="text"/>	<input type="text"/>	<input type="text"/>	<input type="text"/>	<input type="text"/>	<input type="text"/>	0
<u>American Indian or Alaska Native</u>	<input type="text"/>	<input type="text"/>	<input type="text"/>	<input type="text"/>	<input type="text"/>	<input type="text"/>	0
<u>Asian</u>	<input type="text"/>	<input type="text"/>	<input type="text"/>	<input type="text"/>	<input type="text"/>	<input type="text"/>	0
<u>Black or African American</u>	<input type="text"/>	<input type="text"/>	<input type="text"/>	<input type="text"/>	<input type="text"/>	<input type="text"/>	0
<u>Native Hawaiian or Other Pacific Islander</u>	<input type="text"/>	<input type="text"/>	<input type="text"/>	<input type="text"/>	<input type="text"/>	<input type="text"/>	0
<u>White</u>	<input type="text"/>	<input type="text"/>	<input type="text"/>	<input type="text"/>	<input type="text"/>	<input type="text"/>	0
Two or more races	<input type="text"/>	<input type="text"/>	<input type="text"/>	<input type="text"/>	<input type="text"/>	<input type="text"/>	0
<u>Race and ethnicity unknown</u>	<input type="text"/>	<input type="text"/>	<input type="text"/>	<input type="text"/>	<input type="text"/>	<input type="text"/>	0
<b>Total women</b>	0	0	0	0	0	0	0

<b>Total (men+women)</b>	0	0	0	0	0	0	0
Total from prior year							

Institution: Portland Community College (209746)

User ID: P2097461

## Part A1 - Full-time Instructional Staff by Academic Rank and Tenure Status - Annual Contract

Number of **Full-time Instructional Staff With Faculty Status Not on Tenure Track - Annual Contract**

As of November 1, 2024

- Report Hispanic/Latino individuals of any race as Hispanic/Latino
- Report race for non-Hispanic/Latino individuals only
- Include both Primarily Instruction and Instruction Combined with Research and/or Public Service

## Men

Race/ethnicity	Academic Rank					No academic rank	Total
	Professors	Associate professors	Assistant professors	Instructors	Lecturers		
<u>U.S. Nonresident</u>	<input type="text"/>	<input type="text"/>	<input type="text"/>	<input type="text"/>	<input type="text"/>	<input type="text"/>	0
<u>Hispanic/Latino</u>	<input type="text"/>	<input type="text"/>	<input type="text"/>	<input type="text"/>	<input type="text"/>	<input type="text"/>	0
<u>American Indian or Alaska Native</u>	<input type="text"/>	<input type="text"/>	<input type="text"/>	<input type="text"/>	<input type="text"/>	<input type="text"/>	0
<u>Asian</u>	<input type="text"/>	<input type="text"/>	<input type="text"/>	<input type="text"/>	<input type="text"/>	<input type="text"/>	0
<u>Black or African American</u>	<input type="text"/>	<input type="text"/>	<input type="text"/>	<input type="text"/>	<input type="text"/>	<input type="text"/>	0
<u>Native Hawaiian or Other Pacific Islander</u>	<input type="text"/>	<input type="text"/>	<input type="text"/>	<input type="text"/>	<input type="text"/>	<input type="text"/>	0
<u>White</u>	<input type="text"/>	<input type="text"/>	<input type="text"/>	3	<input type="text"/>	<input type="text"/>	3
Two or more races	<input type="text"/>	<input type="text"/>	<input type="text"/>	<input type="text"/>	<input type="text"/>	<input type="text"/>	0
<u>Race and ethnicity unknown</u>	<input type="text"/>	<input type="text"/>	<input type="text"/>	<input type="text"/>	<input type="text"/>	<input type="text"/>	0
<b>Total men</b>	0	0	0	3	0	0	3

## Women

Race/ethnicity	Academic Rank					No academic rank	Total
	Professors	Associate professors	Assistant professors	Instructors	Lecturers		
<u>U.S. Nonresident</u>	<input type="text"/>	<input type="text"/>	<input type="text"/>	<input type="text"/>	<input type="text"/>	<input type="text"/>	0
<u>Hispanic/Latino</u>	<input type="text"/>	<input type="text"/>	<input type="text"/>	<input type="text"/>	<input type="text"/>	<input type="text"/>	0
<u>American Indian or Alaska Native</u>	<input type="text"/>	<input type="text"/>	<input type="text"/>	1	<input type="text"/>	<input type="text"/>	1
<u>Asian</u>	<input type="text"/>	<input type="text"/>	<input type="text"/>	<input type="text"/>	<input type="text"/>	<input type="text"/>	0
<u>Black or African American</u>	<input type="text"/>	<input type="text"/>	<input type="text"/>	<input type="text"/>	<input type="text"/>	<input type="text"/>	0
<u>Native Hawaiian or Other Pacific Islander</u>	<input type="text"/>	<input type="text"/>	<input type="text"/>	<input type="text"/>	<input type="text"/>	<input type="text"/>	0
<u>White</u>	<input type="text"/>	<input type="text"/>	<input type="text"/>	5	<input type="text"/>	<input type="text"/>	5
Two or more races	<input type="text"/>	<input type="text"/>	<input type="text"/>	<input type="text"/>	<input type="text"/>	<input type="text"/>	0
<u>Race and ethnicity unknown</u>	<input type="text"/>	<input type="text"/>	<input type="text"/>	<input type="text"/>	<input type="text"/>	<input type="text"/>	0
<b>Total women</b>	0	0	0	6	0	0	6

<b>Total (men+women)</b>	0	0	0	9	0	0	<input checked="" type="checkbox"/> 9
Total from prior year							26

Institution: Portland Community College (209746)

User ID: P2097461

## Part A1 - Full-time Instructional Staff by Academic Rank and Tenure Status - Less-Than-Annual Contract

Number of **Full-time Instructional Staff With Faculty Status Not on Tenure Track - Less-than-annual Contract**

As of November 1, 2024

- Report Hispanic/Latino individuals of any race as Hispanic/Latino
- Report race for non-Hispanic/Latino individuals only
- Include both Primarily Instruction and Instruction Combined with Research and/or Public Service

## Men

Race/ethnicity	Academic Rank					No academic rank	Total
	Professors	Associate professors	Assistant professors	Instructors	Lecturers		
<u>U.S. Nonresident</u>	<input type="text"/>	<input type="text"/>	<input type="text"/>	<input type="text"/>	<input type="text"/>	<input type="text"/>	0
<u>Hispanic/Latino</u>	<input type="text"/>	<input type="text"/>	<input type="text"/>	<input type="text"/>	<input type="text"/>	<input type="text"/>	0
<u>American Indian or Alaska Native</u>	<input type="text"/>	<input type="text"/>	<input type="text"/>	<input type="text"/>	<input type="text"/>	<input type="text"/>	0
<u>Asian</u>	<input type="text"/>	<input type="text"/>	<input type="text"/>	<input type="text"/>	<input type="text"/>	<input type="text"/>	0
<u>Black or African American</u>	<input type="text"/>	<input type="text"/>	<input type="text"/>	<input type="text"/>	<input type="text"/>	<input type="text"/>	0
<u>Native Hawaiian or Other Pacific Islander</u>	<input type="text"/>	<input type="text"/>	<input type="text"/>	<input type="text"/>	<input type="text"/>	<input type="text"/>	0
<u>White</u>	<input type="text"/>	<input type="text"/>	<input type="text"/>	<input type="text" value="1"/>	<input type="text"/>	<input type="text"/>	1
Two or more races	<input type="text"/>	<input type="text"/>	<input type="text"/>	<input type="text"/>	<input type="text"/>	<input type="text"/>	0
<u>Race and ethnicity unknown</u>	<input type="text"/>	<input type="text"/>	<input type="text"/>	<input type="text"/>	<input type="text"/>	<input type="text"/>	0
<b>Total men</b>	0	0	0	1	0	0	1

## Women

Race/ethnicity	Academic Rank					No academic rank	Total
	Professors	Associate professors	Assistant professors	Instructors	Lecturers		
<u>U.S. Nonresident</u>	<input type="text"/>	<input type="text"/>	<input type="text"/>	<input type="text"/>	<input type="text"/>	<input type="text"/>	0
<u>Hispanic/Latino</u>	<input type="text"/>	<input type="text"/>	<input type="text"/>	<input type="text"/>	<input type="text"/>	<input type="text"/>	0
<u>American Indian or Alaska Native</u>	<input type="text"/>	<input type="text"/>	<input type="text"/>	<input type="text"/>	<input type="text"/>	<input type="text"/>	0
<u>Asian</u>	<input type="text"/>	<input type="text"/>	<input type="text"/>	<input type="text"/>	<input type="text"/>	<input type="text"/>	0
<u>Black or African American</u>	<input type="text"/>	<input type="text"/>	<input type="text"/>	<input type="text"/>	<input type="text"/>	<input type="text"/>	0
<u>Native Hawaiian or Other Pacific Islander</u>	<input type="text"/>	<input type="text"/>	<input type="text"/>	<input type="text"/>	<input type="text"/>	<input type="text"/>	0
<u>White</u>	<input type="text"/>	<input type="text"/>	<input type="text"/>	<input type="text" value="2"/>	<input type="text"/>	<input type="text"/>	2
Two or more races	<input type="text"/>	<input type="text"/>	<input type="text"/>	<input type="text"/>	<input type="text"/>	<input type="text"/>	0
<u>Race and ethnicity unknown</u>	<input type="text"/>	<input type="text"/>	<input type="text"/>	<input type="text"/>	<input type="text"/>	<input type="text"/>	0
<b>Total women</b>	0	0	0	2	0	0	2

<b>Total (men+women)</b>	0	0	0	3	0	0	3
Total from prior year							1

Institution: Portland Community College (209746)

User ID: P2097461

## Part A1 - Full-time Instructional Staff by Academic Rank and Tenure Status - Indefinite duration contract

**Number of Full-time Instructional Staff With Faculty Status Not on Tenure Track - Indefinite duration contract**

As of November 1, 2024

- Report Hispanic/Latino individuals of any race as Hispanic/Latino
- Report race for non-Hispanic/Latino individuals only
- Include both Primarily Instruction and Instruction Combined with Research and/or Public Service

**Men**

Gender and race/ethnicity	Academic Rank					No academic rank	Total
	Professors	Associate professors	Assistant professors	Instructors	Lecturers		
<u>U.S. Nonresident</u>	<input type="text"/>	<input type="text"/>	<input type="text"/>	<input type="text" value="0"/>	<input type="text"/>	<input type="text"/>	0
<u>Hispanic/Latino</u>	<input type="text"/>	<input type="text"/>	<input type="text"/>	<input type="text"/>	<input type="text"/>	<input type="text"/>	0
<u>American Indian or Alaska Native</u>	<input type="text"/>	<input type="text"/>	<input type="text"/>	<input type="text"/>	<input type="text"/>	<input type="text"/>	0
<u>Asian</u>	<input type="text"/>	<input type="text"/>	<input type="text"/>	<input type="text"/>	<input type="text"/>	<input type="text"/>	0
<u>Black or African American</u>	<input type="text"/>	<input type="text"/>	<input type="text"/>	<input type="text"/>	<input type="text"/>	<input type="text"/>	0
<u>Native Hawaiian or Other Pacific Islander</u>	<input type="text"/>	<input type="text"/>	<input type="text"/>	<input type="text"/>	<input type="text"/>	<input type="text"/>	0
<u>White</u>	<input type="text"/>	<input type="text"/>	<input type="text"/>	<input type="text"/>	<input type="text"/>	<input type="text"/>	0
Two or more races	<input type="text"/>	<input type="text"/>	<input type="text"/>	<input type="text"/>	<input type="text"/>	<input type="text"/>	0
<u>Race and ethnicity unknown</u>	<input type="text"/>	<input type="text"/>	<input type="text"/>	<input type="text"/>	<input type="text"/>	<input type="text"/>	0
<b>Total men</b>	0	0	0	0	0	0	0

**Women**

Gender and race/ethnicity	Academic Rank					No academic rank	Total
	Professors	Associate professors	Assistant professors	Instructors	Lecturers		
<u>U.S. Nonresident</u>	<input type="text"/>	<input type="text"/>	<input type="text"/>	<input type="text" value="0"/>	<input type="text"/>	<input type="text"/>	0
<u>Hispanic/Latino</u>	<input type="text"/>	<input type="text"/>	<input type="text"/>	<input type="text"/>	<input type="text"/>	<input type="text"/>	0
<u>American Indian or Alaska Native</u>	<input type="text"/>	<input type="text"/>	<input type="text"/>	<input type="text"/>	<input type="text"/>	<input type="text"/>	0
<u>Asian</u>	<input type="text"/>	<input type="text"/>	<input type="text"/>	<input type="text"/>	<input type="text"/>	<input type="text"/>	0
<u>Black or African American</u>	<input type="text"/>	<input type="text"/>	<input type="text"/>	<input type="text"/>	<input type="text"/>	<input type="text"/>	0
<u>Native Hawaiian or Other Pacific Islander</u>	<input type="text"/>	<input type="text"/>	<input type="text"/>	<input type="text"/>	<input type="text"/>	<input type="text"/>	0
<u>White</u>	<input type="text"/>	<input type="text"/>	<input type="text"/>	<input type="text"/>	<input type="text"/>	<input type="text"/>	0
Two or more races	<input type="text"/>	<input type="text"/>	<input type="text"/>	<input type="text"/>	<input type="text"/>	<input type="text"/>	0
<u>Race and ethnicity unknown</u>	<input type="text"/>	<input type="text"/>	<input type="text"/>	<input type="text"/>	<input type="text"/>	<input type="text"/>	0
<b>Total women</b>	0	0	0	0	0	0	0

<b>Total (men+women)</b>	0	0	0	0	0	0	0
Total from prior year							



Part A1 - Full-time Instructional Staff - Without Faculty Status

- Number of **Full-time Instructional Staff Without Faculty Status**
- As of November 1, 2024
- Report Hispanic/Latino individuals of any race as Hispanic/Latino
  - Report race for non-Hispanic/Latino individuals only
  - Include both Primarily Instruction and Instruction Combined with Research and/or Public Service

Men	
Race/ethnicity	Without Faculty Status
<u>U.S. Nonresident</u>	<div>0</div>
<u>Hispanic/Latino</u>	<div></div>
<u>American Indian or Alaska Native</u>	<div></div>
<u>Asian</u>	<div></div>
<u>Black or African American</u>	<div></div>
<u>Native Hawaiian or Other Pacific Islander</u>	<div></div>
<u>White</u>	<div></div>
Two or more races	<div></div>
<u>Race and ethnicity unknown</u>	<div></div>
Total men	0

Women	
Race/ethnicity	Without Faculty Status
<u>U.S. Nonresident</u>	<div>0</div>
<u>Hispanic/Latino</u>	<div></div>
<u>American Indian or Alaska Native</u>	<div></div>
<u>Asian</u>	<div></div>
<u>Black or African American</u>	<div></div>
<u>Native Hawaiian or Other Pacific Islander</u>	<div></div>
<u>White</u>	<div></div>
Two or more races	<div></div>
<u>Race and ethnicity unknown</u>	<div></div>
Total women	0

Total (men+women)	0
Total from prior year	

Institution: Portland Community College (209746)



User ID: P2097461

Part A2 - Full-time Instructional Staff by Function

Number of **Full-time Instructional Staff**

As of November 1, 2024

- Report Primarily Instruction and Instruction Combined with Research and/or Public Service separately, as indicated below

	With <u>Faculty Status</u>						Without Faculty Status	Total
	<u>Tenured</u>	<u>On Tenure Track</u>	<u>Not on Tenure Track</u>					
			<u>Multi-year</u>	<u>Annual contract</u>	<u>Less-than-annual contract</u>	<u>Indefinite duration (continuing or at-will)</u>		
<u>Instructional staff</u>	291	105	0	9	3	0	0	408
Total carried forward from previous screens	291	105	0	9	3	0	0	408
<u>Primarily Instruction</u>	291	105	0	9	3	0	0	408
 Exclusively credit	<input type="text" value="266"/>	<input type="text" value="94"/>	<input type="text" value="0"/>	<input type="text" value="7"/>	<input type="text" value="2"/>	<input type="text"/>	<input type="text"/>	369
 Exclusively not-for-credit	<input type="text" value="3"/>	<input type="text" value="1"/>	<input type="text"/>	<input type="text" value="0"/>	<input type="text" value="0"/>	<input type="text"/>	<input type="text"/>	4
Combined credit/not-for-credit	<input type="text" value="22"/>	<input type="text" value="10"/>	<input type="text"/>	<input type="text" value="2"/>	<input type="text" value="1"/>	<input type="text"/>	<input type="text"/>	35
<u>Instruction/research/public service staff</u>	<input type="text"/>	<input type="text"/>	<input type="text"/>	<input type="text"/>	<input type="text"/>	<input type="text"/>	<input type="text"/>	0

Institution: Portland Community College (209746)

User ID: P2097461

Part A3 - Full-time Instructional Staff - Totals

Total number of Full-time Instructional Staff

As of November 1, 2024

Race/ethnicity	Total men	Total women	Total (men+women)
<u>U.S. Nonresident</u>	0	1	1
<u>Hispanic/Latino</u>	14	17	31
<u>American Indian or Alaska Native</u>	1	1	2
<u>Asian</u>	8	18	26
<u>Black or African American</u>	4	3	7
<u>Native Hawaiian or Other Pacific Islander</u>	0	0	0
<u>White</u>	135	166	301
Two or more races	4	7	11
<u>Race and ethnicity unknown</u>	17	12	29
<b>Total</b>	<b>183</b>	<b>225</b>	<b>408</b>
Total from prior year			401

Institution: Portland Community College (209746)

User ID: P2097461

## Part B1 - Full-time Non-instructional Staff by Occupational Category - 1

Number of **Full-time Non-instructional Staff by Occupational Category**

As of November 1, 2024

- Report Hispanic/Latino individuals of any race as Hispanic/Latino
- Report race for non-Hispanic/Latino individuals only

**Men**

Race/ethnicity	<u>Instructional Staff</u> (carried forward from Part A)	<u>Research staff</u>	<u>Public Service staff</u>
<u>U.S. Nonresident</u>	0	<input type="text" value="0"/>	<input type="text" value="0"/>
<u>Hispanic/Latino</u>	14	<input type="text"/>	<input type="text"/>
<u>American Indian or Alaska Native</u>	1	<input type="text"/>	<input type="text"/>
<u>Asian</u>	8	<input type="text"/>	<input type="text"/>
<u>Black or African American</u>	4	<input type="text"/>	<input type="text"/>
<u>Native Hawaiian or Other Pacific Islander</u>	0	<input type="text"/>	<input type="text"/>
<u>White</u>	135	<input type="text"/>	<input type="text"/>
Two or more races	4	<input type="text"/>	<input type="text"/>
<u>Race and ethnicity unknown</u>	17	<input type="text"/>	<input type="text"/>
<b>Total men</b>	<b>183</b>	<b>0</b>	<b>0</b>

**Women**

Race/ethnicity	<u>Instructional Staff</u> (carried forward from Part A)	<u>Research staff</u>	<u>Public Service staff</u>
<u>U.S. Nonresident</u>	1	<input type="text"/>	<input type="text"/>
<u>Hispanic/Latino</u>	17	<input type="text"/>	<input type="text"/>
<u>American Indian or Alaska Native</u>	1	<input type="text"/>	<input type="text"/>
<u>Asian</u>	18	<input type="text"/>	<input type="text"/>
<u>Black or African American</u>	3	<input type="text"/>	<input type="text"/>
<u>Native Hawaiian or Other Pacific Islander</u>	0	<input type="text"/>	<input type="text"/>
<u>White</u>	166	<input type="text"/>	<input type="text"/>
Two or more races	7	<input type="text"/>	<input type="text"/>
<u>Race and ethnicity unknown</u>	12	<input type="text"/>	<input type="text"/>
<b>Total women</b>	<b>225</b>	<b>0</b>	<b>0</b>
<b>Total (men+women)</b>	<b>408</b>	<b>0</b>	<b>0</b>
<b>Total from prior year</b>	<b>401</b>		

Institution: Portland Community College (209746)

User ID: P2097461

## Part B1 - Full-time Non-instructional Staff by Occupational Category - 2

Number of **Full-time Non-instructional Staff by Occupational Category**

As of November 1, 2024

- Report Hispanic/Latino individuals of any race as Hispanic/Latino
- Report race for non-Hispanic/Latino individuals only

## Men

Race/ethnicity	<u>Archivists, Curators, and Museum Technicians</u> 25-4010	<u>Librarians and Media Collections Specialists</u> 25-4020	<u>Library Technicians</u> 25-4030	<b>i</b> <u>Student and Academic Affairs and Other Education Services Occupations</u> 25-2000 + 25-3000 + 25-9000
<u>U.S. Nonresident</u>	<input type="text"/>	<input type="text"/>	<input type="text" value="0"/>	<input type="text" value="0"/>
<u>Hispanic/Latino</u>	<input type="text"/>	<input type="text"/>	<input type="text" value="1"/>	<input type="text" value="0"/>
<u>American Indian or Alaska Native</u>	<input type="text"/>	<input type="text"/>	<input type="text" value="0"/>	<input type="text" value="0"/>
<u>Asian</u>	<input type="text"/>	<input type="text"/>	<input type="text" value="2"/>	<input type="text" value="1"/>
<u>Black or African American</u>	<input type="text"/>	<input type="text"/>	<input type="text" value="0"/>	<input type="text" value="1"/>
<u>Native Hawaiian or Other Pacific Islander</u>	<input type="text"/>	<input type="text"/>	<input type="text" value="0"/>	<input type="text" value="0"/>
<u>White</u>	<input type="text" value="0"/>	<input type="text" value="1"/>	<input type="text" value="2"/>	<input type="text" value="23"/>
Two or more races	<input type="text"/>	<input type="text"/>	<input type="text" value="0"/>	<input type="text" value="1"/>
<u>Race and ethnicity unknown</u>	<input type="text"/>	<input type="text"/>	<input type="text" value="0"/>	<input type="text" value="3"/>
<b>Total men</b>	<b>0</b>	<b>1</b>	<b>5</b>	<b>29</b>

## Women

Race/ethnicity	<u>Archivists, Curators, and Museum Technicians</u> 25-4010	<u>Librarians and Media Collections Specialists</u> 25-4020	<u>Library Technicians</u> 25-4030	<u>Student and Academic Affairs and Other Education Services Occupations</u> 25-2000 + 25-3000 + 25-9000
<u>U.S. Nonresident</u>	<input type="text"/>	<input type="text" value="0"/>	<input type="text" value="0"/>	<input type="text" value="0"/>
<u>Hispanic/Latino</u>	<input type="text"/>	<input type="text" value="2"/>	<input type="text" value="0"/>	<input type="text" value="3"/>
<u>American Indian or Alaska Native</u>	<input type="text"/>	<input type="text" value="0"/>	<input type="text" value="1"/>	<input type="text" value="0"/>
<u>Asian</u>	<input type="text"/>	<input type="text" value="2"/>	<input type="text" value="2"/>	<input type="text" value="1"/>
<u>Black or African American</u>	<input type="text"/>	<input type="text" value="0"/>	<input type="text" value="1"/>	<input type="text" value="0"/>
<u>Native Hawaiian or Other Pacific Islander</u>	<input type="text"/>	<input type="text" value="0"/>	<input type="text" value="0"/>	<input type="text" value="0"/>
<u>White</u>	<input type="text" value="0"/>	<input type="text" value="8"/>	<input type="text" value="9"/>	<input type="text" value="14"/>
Two or more races	<input type="text"/>	<input type="text"/>	<input type="text" value="0"/>	<input type="text" value="2"/>
<u>Race and ethnicity unknown</u>	<input type="text"/>	<input type="text"/>	<input type="text" value="0"/>	<input type="text" value="0"/>
<b>Total women</b>	<b>0</b>	<b>12</b>	<b>13</b>	<b>20</b>
<b>Total (men+women)</b>	<b>0</b>	<b>13</b>	<b>18</b>	<b>49</b>
<b>Total from prior year</b>		<b>13</b>	<b>18</b>	<b>57</b>

Institution: Portland Community College (209746)

User ID: P2097461

## Part B1 - Full-time Non-instructional Staff by Occupational Category - 3

Number of **Full-time Non-instructional Staff by Occupational Category**

As of November 1, 2024

- Report Hispanic/Latino individuals of any race as Hispanic/Latino
- Report race for non-Hispanic/Latino individuals only

## Men

Race/ethnicity	Management Occupations 11-0000	Business and Financial Operations Occupations 13-0000	Computer, Engineering, and Science Occupations 15-0000 + 17-0000 + 19-0000	Community, Social Service, Legal, Arts, Design, Entertainment, Sports, and Media Occupations 21-0000 + 23-0000 + 27-0000	Healthcare Practitioners and Technical Occupations 29-0000
<u>U.S. Nonresident</u>	<input type="text" value="0"/>	<input type="text" value="0"/>	<input type="text" value="1"/>	<input type="text" value="0"/>	<input type="text" value="0"/>
<u>Hispanic/Latino</u>	<input type="text" value="16"/>	<input type="text" value="0"/>	<input type="text" value="11"/>	<input type="text" value="12"/>	<input type="text" value=""/>
<u>American Indian or Alaska Native</u>	<input type="text" value="0"/>	<input type="text" value="0"/>	<input type="text" value="1"/>	<input type="text" value="1"/>	<input type="text" value=""/>
<u>Asian</u>	<input type="text" value="3"/>	<input type="text" value="1"/>	<input type="text" value="14"/>	<input type="text" value="3"/>	<input type="text" value=""/>
<u>Black or African American</u>	<input type="text" value="10"/>	<input type="text" value="0"/>	<input type="text" value="3"/>	<input type="text" value="8"/>	<input type="text" value=""/>
<u>Native Hawaiian or Other Pacific Islander</u>	<input type="text" value="0"/>	<input type="text" value="0"/>	<input type="text" value="0"/>	<input type="text" value="0"/>	<input type="text" value=""/>
<u>White</u>	<input type="text" value="48"/>	<input type="text" value="6"/>	<input type="text" value="70"/>	<input type="text" value="50"/>	<input type="text" value=""/>
Two or more races	<input type="text" value="3"/>	<input type="text" value="1"/>	<input type="text" value="5"/>	<input type="text" value="4"/>	<input type="text" value=""/>
<u>Race and ethnicity unknown</u>	<input type="text" value="3"/>	<input type="text" value="0"/>	<input type="text" value="8"/>	<input type="text" value="7"/>	<input type="text" value=""/>
<b>Total men</b>	<b>83</b>	<b>8</b>	<b>113</b>	<b>85</b>	<b>0</b>

## Women

Race/ethnicity	Management Occupations 11-0000	Business and Financial Operations Occupations 13-0000	Computer, Engineering, and Science Occupations 15-0000 + 17-0000 + 19-0000	Community, Social Service, Legal, Arts, Design, Entertainment, Sports, and Media Occupations 21-0000 + 23-0000 + 27-0000	Healthcare Practitioners and Technical Occupations 29-0000
<u>U.S. Nonresident</u>	<input type="text" value="0"/>	<input type="text" value="0"/>	<input type="text" value="0"/>	<input type="text" value="0"/>	<input type="text" value="0"/>
<u>Hispanic/Latino</u>	<input type="text" value="9"/>	<input type="text" value="8"/>	<input type="text" value="2"/>	<input type="text" value="40"/>	<input type="text" value=""/>
<u>American Indian or Alaska Native</u>	<input type="text" value="1"/>	<input type="text" value="1"/>	<input type="text" value="0"/>	<input type="text" value="1"/>	<input type="text" value=""/>
<u>Asian</u>	<input type="text" value="7"/>	<input type="text" value="2"/>	<input type="text" value="9"/>	<input type="text" value="25"/>	<input type="text" value=""/>
<u>Black or African American</u>	<input type="text" value="2"/>	<input type="text" value="2"/>	<input type="text" value="7"/>	<input type="text" value="10"/>	<input type="text" value=""/>
<u>Native Hawaiian or Other Pacific Islander</u>	<input type="text" value="0"/>	<input type="text" value="0"/>	<input type="text" value="0"/>	<input type="text" value="3"/>	<input type="text" value=""/>
<u>White</u>	<input type="text" value="105"/>	<input type="text" value="39"/>	<input type="text" value="37"/>	<input type="text" value="155"/>	<input type="text" value=""/>
Two or more races	<input type="text" value="5"/>	<input type="text" value="0"/>	<input type="text" value="2"/>	<input type="text" value="13"/>	<input type="text" value=""/>
<u>Race and ethnicity unknown</u>	<input type="text" value="3"/>	<input type="text" value="1"/>	<input type="text" value="5"/>	<input type="text" value="10"/>	<input type="text" value=""/>
<b>Total women</b>	<b>132</b>	<b>53</b>	<b>62</b>	<b>257</b>	<b>0</b>
<b>Total (men+women)</b>	<b>215</b>	<input checked="" type="checkbox"/> <b>61</b>	<b>175</b>	<b>342</b>	<b>0</b>
<b>Total from prior year</b>	<b>198</b>	<b>96</b>	<b>159</b>	<b>269</b>	

Institution: Portland Community College (209746)

User ID: P2097461

## Part B1 - Full-time Non-instructional Staff by Occupational Category - 4

Number of **Full-time Non-instructional Staff by Occupational Category**

As of November 1, 2024

- Report Hispanic/Latino individuals of any race as Hispanic/Latino
- Report race for non-Hispanic/Latino individuals only

## Men

Race/ethnicity	<u>Service Occupations</u> 31-0000 + 33-0000 + 35-0000 + 37-0000 + 39-0000	<u>Sales and Related Occupations</u> 41-0000	<u>Office and Administrative Support Occupations</u> 43-0000	<u>Natural Resources, Construction, and Maintenance Occupations</u> 45-0000 + 47-0000 + 49-0000	<u>Production, Transportation, and Material Moving Occupations</u> 51-0000 + 53-0000	Grand Total (All full-time staff)
<u>U.S. Nonresident</u>	<input type="text" value="0"/>	<input type="text" value="0"/>	<input type="text" value="1"/>	<input type="text" value="0"/>	<input type="text" value="0"/>	2
<u>Hispanic/Latino</u>	<input type="text" value="15"/>	<input type="text"/>	<input type="text" value="11"/>	<input type="text" value="1"/>	<input type="text" value="1"/>	82
<u>American Indian or Alaska Native</u>	<input type="text" value="2"/>	<input type="text"/>	<input type="text" value="1"/>	<input type="text" value="2"/>	<input type="text" value="0"/>	8
<u>Asian</u>	<input type="text" value="10"/>	<input type="text"/>	<input type="text" value="3"/>	<input type="text" value="1"/>	<input type="text" value="1"/>	47
<u>Black or African American</u>	<input type="text" value="8"/>	<input type="text"/>	<input type="text" value="2"/>	<input type="text" value="0"/>	<input type="text" value="0"/>	36
<u>Native Hawaiian or Other Pacific Islander</u>	<input type="text" value="0"/>	<input type="text"/>	<input type="text" value="1"/>	<input type="text" value="1"/>	<input type="text" value="0"/>	2
<u>White</u>	<input type="text" value="45"/>	<input type="text"/>	<input type="text" value="34"/>	<input type="text" value="16"/>	<input type="text" value="7"/>	437
Two or more races	<input type="text" value="3"/>	<input type="text"/>	<input type="text" value="3"/>	<input type="text" value="1"/>	<input type="text" value="0"/>	25
<u>Race and ethnicity unknown</u>	<input type="text" value="8"/>	<input type="text"/>	<input type="text" value="3"/>	<input type="text" value="1"/>	<input type="text" value="0"/>	50
<b>Total men</b>	<b>91</b>	<b>0</b>	<b>59</b>	<b>23</b>	<b>9</b>	<b>689</b>

## Women

Race/ethnicity	<u>Service Occupations</u> 31-0000 + 33-0000 + 35-0000 + 37-0000 + 39-0000	<u>Sales and Related Occupations</u> 41-0000	<u>Office and Administrative Support Occupations</u> 43-0000	<u>Natural Resources, Construction, and Maintenance Occupations</u> 45-0000 + 47-0000 + 49-0000	<u>Production, Transportation, and Material Moving Occupations</u> 51-0000 + 53-0000	Grand Total (All full-time staff)
<u>U.S. Nonresident</u>	<input type="text" value="0"/>	<input type="text" value="0"/>	<input type="text" value="1"/>	<input type="text" value="0"/>	<input type="text" value="0"/>	2
<u>Hispanic/Latino</u>	<input type="text" value="12"/>	<input type="text"/>	<input type="text" value="30"/>	<input type="text" value="1"/>	<input type="text"/>	124
<u>American Indian or Alaska Native</u>	<input type="text" value="1"/>	<input type="text"/>	<input type="text" value="1"/>	<input type="text" value="0"/>	<input type="text"/>	7
<u>Asian</u>	<input type="text" value="8"/>	<input type="text"/>	<input type="text" value="15"/>	<input type="text" value="1"/>	<input type="text"/>	90
<u>Black or African American</u>	<input type="text" value="3"/>	<input type="text"/>	<input type="text" value="5"/>	<input type="text" value="0"/>	<input type="text"/>	33
<u>Native Hawaiian or Other Pacific Islander</u>	<input type="text" value="0"/>	<input type="text"/>	<input type="text" value="1"/>	<input type="text" value="0"/>	<input type="text"/>	4
<u>White</u>	<input type="text" value="10"/>	<input type="text" value="1"/>	<input type="text" value="125"/>	<input type="text" value="1"/>	<input type="text"/>	670
Two or more races	<input type="text" value="0"/>	<input type="text" value="1"/>	<input type="text" value="7"/>	<input type="text" value="0"/>	<input type="text"/>	37
<u>Race and ethnicity unknown</u>	<input type="text" value="3"/>	<input type="text" value="0"/>	<input type="text" value="9"/>	<input type="text" value="0"/>	<input type="text"/>	43
<b>Total women</b>	<b>37</b>	<b>2</b>	<b>194</b>	<b>3</b>	<b>0</b>	<b>1,010</b>
<b>Total (men+women)</b>	<b>128</b>	<b>2</b>	<b>253</b>	<b>26</b>	<b>9</b>	<b>1,699</b>
<b>Total from prior year</b>	<b>119</b>	<b>6</b>	<b>236</b>	<b>25</b>	<b>8</b>	<b>1,605</b>

Institution: Portland Community College (209746)

User ID: P2097461

## Part B2 - Full-time Non-instructional Staff by Occupational Category and Tenure Status

Number of **Full-time Non-instructional Staff**

As of November 1, 2024

Occupational category	With <u>Faculty Status</u>							Without Faculty Status	Total
	<u>Tenured</u>	<u>On Tenure Track</u>	<u>Not on Tenure Track</u>						
			<u>Multi-year</u>	<u>Annual contract</u>	<u>Less-than-annual contract</u>	<u>Indefinite duration (continuing or at-will)</u>			
<u>Research staff</u>	<input type="text"/>	<input type="text"/>	<input type="text"/>	<input type="text"/>	<input type="text"/>	<input type="text"/>	<input type="text"/>	<input type="text"/>	0
<u>Public Service staff</u>	<input type="text"/>	<input type="text"/>	<input type="text"/>	<input type="text"/>	<input type="text"/>	<input type="text"/>	<input type="text"/>	<input type="text"/>	0
<u>Archivists, Curators, and Museum Technicians</u> 25-4010	<input type="text"/>	<input type="text"/>	<input type="text"/>	<input type="text"/>	<input type="text"/>	<input type="text"/>	<input type="text"/>	<input type="text"/>	0
<u>Librarians and Media Collections Specialists</u> 25-4020	<input type="text" value="12"/>	<input type="text" value="1"/>	<input type="text"/>	<input type="text"/>	<input type="text"/>	<input type="text"/>	<input type="text"/>	<input type="text"/>	13
<u>Library Technicians</u> 25-4030	<input type="text"/>	<input type="text"/>	<input type="text"/>	<input type="text"/>	<input type="text"/>	<input type="text"/>	<input type="text"/>	<input type="text" value="18"/>	18
<u>Student and Academic Affairs and Other Education Services Occupations</u> 25-2000 + 25-3000 + 25-9000	<input type="text"/>	<input type="text"/>	<input type="text"/>	<input type="text"/>	<input type="text"/>	<input type="text"/>	<input type="text"/>	<input type="text" value="49"/>	49
<u>Management Occupations</u> 11-0000	<input type="text" value="16"/>	<input type="text"/>	<input type="text"/>	<input type="text"/>	<input type="text"/>	<input type="text"/>	<input type="text"/>	<input type="text" value="199"/>	215
<u>Business and Financial Operations Occupations</u> 13-0000	<input type="text"/>	<input type="text"/>	<input type="text"/>	<input type="text"/>	<input type="text"/>	<input type="text"/>	<input type="text"/>	<input type="text" value="61"/>	61
<u>Computer, Engineering, and Science Occupations</u> 15-0000 + 17-0000 + 19-0000	<input type="text"/>	<input type="text"/>	<input type="text"/>	<input type="text"/>	<input type="text"/>	<input type="text"/>	<input type="text"/>	<input type="text" value="175"/>	175
<u>Community, Social Service, Legal, Arts, Design, Entertainment, Sports, and Media Occupations</u> 21-0000 + 23-0000 + 27-0000	<input type="text" value="16"/>	<input type="text" value="5"/>	<input type="text"/>	<input type="text"/>	<input type="text"/>	<input type="text"/>	<input type="text"/>	<input type="text" value="321"/>	342
<u>Healthcare Practitioners and Technical Occupations</u> 29-0000	<input type="text"/>	<input type="text"/>	<input type="text"/>	<input type="text"/>	<input type="text"/>	<input type="text"/>	<input type="text"/>	<input type="text" value="0"/>	0
Total	44	6	0	0	0	0	0	823	873
Total from prior year	43	5	0		0			762	810



Institution: Portland Community College (209746)

User ID: P2097461

## Part C - Full-time Summary

## Summary of Full-time Staff

As of November 1, 2024

- Data will not be generated on this screen until the relevant screens in the previous section have been completed.

Occupational category		With Faculty Status					Without Faculty Status	Total	
		Tenured	On Tenure Track	Not on Tenure Track					
				Multi-year	Annual contract	Less-than-annual contract			Indefinite duration (continuing or at-will)
Primarily Instruction		291	105	0	9	3	0	0	408
	Exclusively credit	266	94	0	7	2			369
	Exclusively not-for-credit	3	1		0	0			4
	Combined credit/not-for-credit	22	10		2	1			35
Instruction/research/public service staff									0
Research staff									0
Public Service staff									0
Archivists, Curators, and Museum Technicians 25-4010									0
Librarians and Media Collections Specialists 25-4020		12	1						13
Library Technicians 25-4030								18	18
Student and Academic Affairs and Other Education Services Occupations 25-2000 + 25-3000 + 25-9000								49	49
Management Occupations 11-0000		16						199	215
Business and Financial Operations Occupations 13-0000								61	61
Computer, Engineering, and Science Occupations 15-0000 + 17-0000 + 19-0000								175	175
Community, Social Service, Legal, Arts, Design, Entertainment, Sports, and Media Occupations 21-0000 + 23-0000 + 27-0000		16	5					321	342
Healthcare Practitioners and Technical Occupations 29-0000								0	0
Service Occupations 31-0000 + 33-0000 + 35-0000 + 37-0000 + 39-0000									128
Sales and Related Occupations 41-0000									2
Office and Administrative Support Occupations 43-0000									253
Natural Resources, Construction, and Maintenance Occupations 45-0000 + 47-0000 + 49-0000									26
Production, Transportation, and Material Moving Occupations 51-0000 + 53-0000									9
Total									1,699

Part G1 - Salaries Worksheet

Number of Full-time Instructional Staff For Calculation of Total Number of Months

- Annual Salary, 2024-25
- Report the number of instructional staff based on the number of months to be worked
  - Months reported should correspond with the number of months that staff worked (which may differ from the number of months over which they are paid)
  - Include ONLY full-time instructional staff
  - Include instructional staff *with* faculty status and *without* faculty status
  - Include instructional staff regardless of tenure status

Men

Academic Rank	Months worked					Total Staff	Total staff for salary reporting
	12 months	11 months	10 months	9 months	< 9 months		
Professors	<input type="text"/>	<input type="text"/>	<input type="text"/>	<input type="text"/>	<input type="text"/>	0	0
Associate professors	<input type="text"/>	<input type="text"/>	<input type="text"/>	<input type="text"/>	<input type="text"/>	0	0
Assistant professors	<input type="text"/>	<input type="text"/>	<input type="text"/>	<input type="text"/>	<input type="text"/>	0	0
Instructors	<input type="text"/>	<input type="text"/>	183	<input type="text"/>	<input type="text"/>	183	183
Lecturers	<input type="text"/>	<input type="text"/>	<input type="text"/>	<input type="text"/>	<input type="text"/>	0	0
No academic rank	<input type="text"/>	<input type="text"/>	<input type="text"/>	<input type="text"/>	<input type="text"/>	0	0
Total men	0	0	183	0	0	183	183
Total men full-time instructional staff from Part A						183	

Women

Academic Rank	Months worked					Total Staff	Total staff for salary reporting
	12 months	11 months	10 months	9 months	< 9 months		
Professors	<input type="text"/>	<input type="text"/>	<input type="text"/>	<input type="text"/>	<input type="text"/>	0	0
Associate professors	<input type="text"/>	<input type="text"/>	<input type="text"/>	<input type="text"/>	<input type="text"/>	0	0
Assistant professors	<input type="text"/>	<input type="text"/>	<input type="text"/>	<input type="text"/>	<input type="text"/>	0	0
Instructors	<input type="text"/>	<input type="text"/>	225	<input type="text"/>	<input type="text"/>	225	225
Lecturers	<input type="text"/>	<input type="text"/>	<input type="text"/>	<input type="text"/>	<input type="text"/>	0	0
No academic rank	<input type="text"/>	<input type="text"/>	<input type="text"/>	<input type="text"/>	<input type="text"/>	0	0
Total women	0	0	225	0	0	225	225
Total women full-time instructional staff from Part A						225	

Total (men+women)	0	0	408	0	0	408	408
Total (men+women) full-time instructional staff from Part A						408	

Part G2 - Salary Outlays for Instructional Staff

Salary Outlays for Full-time Instructional Staff

Annual Salary Outlays, 2024-25

- Report the TOTAL ANNUAL salary outlays for the full-time instructional staff reported in the 12 months, 11 months, 10 months, and 9 months columns on the previous screen, Part G1 – Salaries Worksheet
- Using the TOTAL ANNUAL salary outlays data provided, the system will calculate the Equated 9 months by academic rank and gender.

Men

Academic Rank	Total staff for salary reporting (from Part G, screen 1)	Salary Outlays				
		12 months	11 months	10 months	9 months	Equated 9 months
Professors	0					0
Associate professors	0					0
Assistant professors	0					0
Instructors	183			18,944,392		17,049,953
Lecturers	0					0
No academic rank	0					0
Total men	183	0	0	18,944,392	0	17,049,953

Women

Academic Rank	Total staff for salary reporting (from Part G, screen 1)	Salary Outlays				
		12 months	11 months	10 months	9 months	Equated 9 months
Professors	0					0
Associate professors	0					0
Assistant professors	0					0
Instructors	225			22,154,744		19,939,270
Lecturers	0					0
No academic rank	0					0
Total women	225	0	0	22,154,744	0	19,939,270
Total (men + women)	408	0	0	41,099,136	0	36,989,222

Institution: Portland Community College (209746)


User ID: P2097461

Part G3 - Average Salaries for Instructional Staff by Academic Rank

Average Salary by academic rank for **Full-time Instructional Staff**

Annual Average Salaries, 2024-25

Men

Academic Rank	Total staff for salary reporting (from Part G, screen 1)	Annual Average Salaries				
		12 months	11 months	10 months	9 months	 Equated 9 months
Professors	0					
Associate professors	0					
Assistant professors	0					
Instructors	183			103,521		93,169
Lecturers	0					
No academic rank	0					
Total men	183			103,521		93,169

Women

Academic Rank	Total staff for salary reporting (from Part G, screen 1)	Annual Average Salaries				
		12 months	11 months	10 months	9 months	 Equated 9 months
Professors	0					
Associate professors	0					
Assistant professors	0					
Instructors	225			98,466		88,619
Lecturers	0					
No academic rank	0					
Total women	225			98,466		88,619
Total (men+women)	408			100,733		90,660



Institution: Portland Community College (209746)

User ID: P2097461

## Part G4 - Salary Outlays for Non-instructional Staff

Salary Outlays for **Full-time Non-instructional Staff**

Annual Salary Outlays, 2024-25

Occupational category	 Number of full-time staff (carried forward from the Part B - FT, non-instructional staff screens)	 Total annual salary outlays
<u>Research staff</u>	0	<input type="text" value="0"/>
<u>Public Service staff</u>	0	<input type="text" value="0"/>
<u>Library and Student and Academic Affairs and Other Education Services Occupations</u> 25-4000 + 25-2000 + 25-3000 + 25-9000	80	<input type="text" value="6,041,174"/>
<u>Management Occupations</u> 11-0000	215	<input type="text" value="28,231,559"/>
<u>Business and Financial Operations Occupations</u> 13-0000	61	<input checked="" type="checkbox"/> <input type="text" value="6,198,397"/>
<u>Computer, Engineering, and Science Occupations</u> 15-0000 + 17-0000 + 19-0000	175	<input type="text" value="16,571,876"/>
<u>Community, Social Service, Legal, Arts, Design, Entertainment, Sports, and Media Occupations</u> 21-0000 + 23-0000 + 27-0000	342	<input type="text" value="29,540,619"/>
<u>Healthcare Practitioners and Technical Occupations</u> 29-0000	0	<input type="text" value="0"/>
<u>Service Occupations</u> 31-0000 + 33-0000 + 35-0000 + 37-0000 + 39-0000	128	<input type="text" value="8,168,254"/>
<u>Sales and Related Occupations</u> 41-0000	2	<input checked="" type="checkbox"/> <input type="text" value="172,288"/>
<u>Office and Administrative Support Occupations</u> 43-0000	253	<input type="text" value="17,660,832"/>
<u>Natural Resources, Construction, and Maintenance Occupations</u> 45-0000 + 47-0000 + 49-0000	26	<input checked="" type="checkbox"/> <input type="text" value="2,189,594"/>
<u>Production, Transportation, and Material Moving Occupations</u> 51-0000 + 53-0000	9	<input type="text" value="602,502"/>
Total	1,291	<b>115,377,095</b>
Total from prior year	1,204	91,746,531

Institution: Portland Community College (209746)

User ID: P2097461

## Part D - Part-time Staff by Occupational Category - 1

Number of **Part-time Staff** by Occupational Category

As of November 1, 2024

- Report Hispanic/Latino individuals of any race as Hispanic/Latino
- Report race for non-Hispanic/Latino individuals only

**Men**

Race/ethnicity	Instructional staff	Research staff	Public Service staff
<u>U.S. Nonresident</u>	3	0	0
<u>Hispanic/Latino</u>	27		
<u>American Indian or Alaska Native</u>	1		
<u>Asian</u>	22		
<u>Black or African American</u>	13		
<u>Native Hawaiian or Other Pacific Islander</u>	1		
<u>White</u>	270		
Two or more races	9		
<u>Race and ethnicity unknown</u>	45		
<b>Total men</b>	<b>391</b>	<b>0</b>	<b>0</b>

**Women**

Race/ethnicity	Instructional staff	Research staff	Public Service staff
<u>U.S. Nonresident</u>	4	0	0
<u>Hispanic/Latino</u>	35		
<u>American Indian or Alaska Native</u>	1		
<u>Asian</u>	37		
<u>Black or African American</u>	12		
<u>Native Hawaiian or Other Pacific Islander</u>	0		
<u>White</u>	422		
Two or more races	16		
<u>Race and ethnicity unknown</u>	41		
<b>Total women</b>	<b>568</b>	<b>0</b>	<b>0</b>

<b>Total (men+women)</b>	<b>959</b>	<b>0</b>	<b>0</b>
<b>Total from prior year</b>	<b>967</b>		

Institution: Portland Community College (209746)

User ID: P2097461

## Part D - Part-time Staff by Occupational Category - 2

Number of **Part-time Staff** by Occupational Category

As of November 1, 2024

- Report Hispanic/Latino individuals of any race as Hispanic/Latino
- Report race for non-Hispanic/Latino individuals only

## Men

Race/ethnicity	<u>Archivists, Curators, and Museum Technicians</u> 25-4010	<u>Librarians and Media Collections Specialists</u> 25-4020	<u>Library Technicians</u> 25-4030	<u>Student and Academic Affairs and Other Education Services Occupations</u> 25-2000 + 25-3000 + 25-9000	<u>Library and Student and Academic Affairs and Other Education Services Occupations</u>
<u>U.S. Nonresident</u>	<input type="text" value="0"/>	<input type="text" value="0"/>	<input type="text" value="0"/>	<input type="text" value="2"/>	<b>2</b>
<u>Hispanic/Latino</u>	<input type="text"/>	<input type="text" value="1"/>	<input type="text"/>	<input type="text" value="0"/>	<b>1</b>
<u>American Indian or Alaska Native</u>	<input type="text"/>	<input type="text"/>	<input type="text"/>	<input type="text" value="0"/>	<b>0</b>
<u>Asian</u>	<input type="text"/>	<input type="text"/>	<input type="text"/>	<input type="text" value="2"/>	<b>2</b>
<u>Black or African American</u>	<input type="text"/>	<input type="text"/>	<input type="text"/>	<input type="text" value="0"/>	<b>0</b>
<u>Native Hawaiian or Other Pacific Islander</u>	<input type="text"/>	<input type="text"/>	<input type="text"/>	<input type="text" value="0"/>	<b>0</b>
<u>White</u>	<input type="text"/>	<input type="text"/>	<input type="text"/>	<input type="text" value="11"/>	<b>11</b>
Two or more races	<input type="text"/>	<input type="text"/>	<input type="text"/>	<input type="text" value="1"/>	<b>1</b>
<u>Race and ethnicity unknown</u>	<input type="text"/>	<input type="text"/>	<input type="text"/>	<input type="text" value="3"/>	<b>3</b>
<b>Total men</b>	<b>0</b>	<b>1</b>	<b>0</b>	<b>19</b>	<b>20</b>

## Women

Race/ethnicity	<u>Archivists, Curators, and Museum Technicians</u> 25-4010	<u>Librarians and Media Collections Specialists</u> 25-4020	<u>Library Technicians</u> 25-4030	<u>Student and Academic Affairs and Other Education Services Occupations</u> 25-2000 + 25-3000 + 25-9000	<u>Library and Student and Academic Affairs and Other Education Services Occupations</u>
<u>U.S. Nonresident</u>	<input type="text" value="0"/>	<input type="text" value="0"/>	<input type="text" value="0"/>	<input type="text" value="1"/>	<b>1</b>
<u>Hispanic/Latino</u>	<input type="text"/>	<input type="text"/>	<input type="text"/>	<input type="text" value="3"/>	<b>3</b>
<u>American Indian or Alaska Native</u>	<input type="text"/>	<input type="text"/>	<input type="text"/>	<input type="text" value="0"/>	<b>0</b>
<u>Asian</u>	<input type="text"/>	<input type="text"/>	<input type="text"/>	<input type="text" value="3"/>	<b>3</b>
<u>Black or African American</u>	<input type="text"/>	<input type="text"/>	<input type="text"/>	<input type="text" value="2"/>	<b>2</b>
<u>Native Hawaiian or Other Pacific Islander</u>	<input type="text"/>	<input type="text"/>	<input type="text"/>	<input type="text" value="0"/>	<b>0</b>
<u>White</u>	<input type="text"/>	<input type="text" value="7"/>	<input type="text"/>	<input type="text" value="23"/>	<b>30</b>
Two or more races	<input type="text"/>	<input type="text"/>	<input type="text"/>	<input type="text" value="0"/>	<b>0</b>
<u>Race and ethnicity unknown</u>	<input type="text"/>	<input type="text"/>	<input type="text"/>	<input type="text" value="0"/>	<b>0</b>
<b>Total women</b>	<b>0</b>	<b>7</b>	<b>0</b>	<b>32</b>	<b>39</b>
<b>Total (men+women)</b>	<b>0</b>	<b>8</b>	<b>0</b>	<input checked="" type="checkbox"/> <b>51</b>	<b>59</b>
<b>Total from prior year</b>		<b>13</b>		<b>37</b>	<b>50</b>

Institution: Portland Community College (209746)

User ID: P2097461

## Part D - Part-time Staff by Occupational Category - 3

Number of **Part-time Staff**

As of November 1, 2024

- Report Hispanic/Latino individuals of any race as Hispanic/Latino
- Report race for non-Hispanic/Latino individuals only

## Men

Race/ethnicity	<u>Management Occupations</u> 11-0000	<u>Business and Financial Operations Occupations</u> 13-0000	<u>Computer, Engineering, and Science Occupations</u> 15-0000 + 17-0000 + 19-0000	<u>Community, Social Service, Legal, Arts, Design, Entertainment, Sports, and Media Occupations</u> 21-0000 + 23-0000 + 27-0000	<u>Healthcare Practitioners and Technical Occupations</u> 29-0000
<u>U.S. Nonresident</u>	<input type="text" value="0"/>	<input type="text" value="0"/>	<input type="text" value="0"/>	<input type="text" value="0"/>	<input type="text" value="0"/>
<u>Hispanic/Latino</u>	<input type="text"/>	<input type="text"/>	<input type="text" value="0"/>	<input type="text" value="1"/>	<input type="text"/>
<u>American Indian or Alaska Native</u>	<input type="text"/>	<input type="text"/>	<input type="text" value="0"/>	<input type="text" value="0"/>	<input type="text"/>
<u>Asian</u>	<input type="text"/>	<input type="text"/>	<input type="text" value="0"/>	<input type="text" value="0"/>	<input type="text"/>
<u>Black or African American</u>	<input type="text"/>	<input type="text"/>	<input type="text" value="0"/>	<input type="text" value="0"/>	<input type="text"/>
<u>Native Hawaiian or Other Pacific Islander</u>	<input type="text"/>	<input type="text"/>	<input type="text" value="0"/>	<input type="text" value="0"/>	<input type="text"/>
<u>White</u>	<input type="text"/>	<input type="text"/>	<input type="text" value="2"/>	<input type="text" value="10"/>	<input type="text"/>
Two or more races	<input type="text"/>	<input type="text"/>	<input type="text" value="0"/>	<input type="text" value="0"/>	<input type="text"/>
<u>Race and ethnicity unknown</u>	<input type="text"/>	<input type="text"/>	<input type="text" value="0"/>	<input type="text" value="0"/>	<input type="text"/>
<b>Total men</b>	<b>0</b>	<b>0</b>	<b>2</b>	<b>11</b>	<b>0</b>

## Women

Race/ethnicity	<u>Management Occupations</u> 11-0000	<u>Business and Financial Operations Occupations</u> 13-0000	<u>Computer, Engineering, and Science Occupations</u> 15-0000 + 17-0000 + 19-0000	<u>Community, Social Service, Legal, Arts, Design, Entertainment, Sports, and Media Occupations</u> 21-0000 + 23-0000 + 27-0000	<u>Healthcare Practitioners and Technical Occupations</u> 29-0000
<u>U.S. Nonresident</u>	<input type="text" value="0"/>	<input type="text" value="0"/>	<input type="text" value="0"/>	<input type="text" value="0"/>	<input type="text" value="0"/>
<u>Hispanic/Latino</u>	<input type="text"/>	<input type="text"/>	<input type="text" value="1"/>	<input type="text" value="6"/>	<input type="text"/>
<u>American Indian or Alaska Native</u>	<input type="text"/>	<input type="text"/>	<input type="text" value="0"/>	<input type="text" value="0"/>	<input type="text"/>
<u>Asian</u>	<input type="text"/>	<input type="text"/>	<input type="text" value="2"/>	<input type="text" value="0"/>	<input type="text"/>
<u>Black or African American</u>	<input type="text"/>	<input type="text"/>	<input type="text" value="0"/>	<input type="text" value="2"/>	<input type="text"/>
<u>Native Hawaiian or Other Pacific Islander</u>	<input type="text"/>	<input type="text"/>	<input type="text" value="0"/>	<input type="text" value="0"/>	<input type="text"/>
<u>White</u>	<input type="text"/>	<input type="text"/>	<input type="text" value="5"/>	<input type="text" value="24"/>	<input type="text"/>
Two or more races	<input type="text"/>	<input type="text"/>	<input type="text" value="1"/>	<input type="text" value="0"/>	<input type="text"/>
<u>Race and ethnicity unknown</u>	<input type="text"/>	<input type="text"/>	<input type="text" value="0"/>	<input type="text" value="1"/>	<input type="text"/>
<b>Total women</b>	<b>0</b>	<b>0</b>	<b>9</b>	<b>33</b>	<b>0</b>
<b>Total (men+women)</b>	<b>0</b>	<b>0</b>	<b>11</b>	<b>44</b>	<b>0</b>
<b>Total from prior year</b>			<b>16</b>	<b>40</b>	



Institution: Portland Community College (209746)

User ID: P2097461

## Part D - Part-time Staff by Occupational Category - 4

Number of **Part-time Staff**

As of November 1, 2024

- Report Hispanic/Latino individuals of any race as Hispanic/Latino
- Report race for non-Hispanic/Latino individuals only

## Men

Race/ethnicity	<u>Service Occupations</u> 31-0000 + 33-0000 + 35-0000 + 37-0000 + 39-0000	<u>Sales and Related Occupations</u> 41-0000	<u>Office and Administrative Support Occupations</u> 43-0000	<u>Natural Resources, Construction, and Maintenance Occupations</u> 45-0000 + 47-0000 + 49-0000	<u>Production, Transportation, and Material Moving Occupations</u> 51-0000 + 53-0000	Grand Total (All part-time staff)
<u>U.S. Nonresident</u>	<input type="text" value="0"/>	<input type="text" value="0"/>	<input type="text" value="0"/>	<input type="text" value="0"/>	<input type="text" value="0"/>	5
<u>Hispanic/Latino</u>	<input type="text" value="0"/>	<input type="text" value=""/>	<input type="text" value="0"/>	<input type="text" value=""/>	<input type="text" value="0"/>	29
<u>American Indian or Alaska Native</u>	<input type="text" value="0"/>	<input type="text" value=""/>	<input type="text" value="0"/>	<input type="text" value=""/>	<input type="text" value="0"/>	1
<u>Asian</u>	<input type="text" value="0"/>	<input type="text" value=""/>	<input type="text" value="0"/>	<input type="text" value=""/>	<input type="text" value="1"/>	25
<u>Black or African American</u>	<input type="text" value="0"/>	<input type="text" value=""/>	<input type="text" value="1"/>	<input type="text" value=""/>	<input type="text" value="1"/>	15
<u>Native Hawaiian or Other Pacific Islander</u>	<input type="text" value="0"/>	<input type="text" value=""/>	<input type="text" value="0"/>	<input type="text" value=""/>	<input type="text" value="0"/>	1
<u>White</u>	<input type="text" value="0"/>	<input type="text" value=""/>	<input type="text" value="1"/>	<input type="text" value=""/>	<input type="text" value="3"/>	297
Two or more races	<input type="text" value="1"/>	<input type="text" value=""/>	<input type="text" value="1"/>	<input type="text" value=""/>	<input type="text" value=""/>	12
<u>Race and ethnicity unknown</u>	<input type="text" value="0"/>	<input type="text" value=""/>	<input type="text" value="0"/>	<input type="text" value=""/>	<input type="text" value=""/>	48
<b>Total men</b>	1	0	3	0	5	433

## Women

Race/ethnicity	<u>Service Occupations</u> 31-0000 + 33-0000 + 35-0000 + 37-0000 + 39-0000	<u>Sales and Related Occupations</u> 41-0000	<u>Office and Administrative Support Occupations</u> 43-0000	<u>Natural Resources, Construction, and Maintenance Occupations</u> 45-0000 + 47-0000 + 49-0000	<u>Production, Transportation, and Material Moving Occupations</u> 51-0000 + 53-0000	Grand Total (All part-time staff)
<u>U.S. Nonresident</u>	<input type="text" value="1"/>	<input type="text" value="0"/>	<input type="text" value="0"/>	<input type="text" value="0"/>	<input type="text" value="0"/>	6
<u>Hispanic/Latino</u>	<input type="text" value="1"/>	<input type="text" value=""/>	<input type="text" value="1"/>	<input type="text" value=""/>	<input type="text" value="1"/>	48
<u>American Indian or Alaska Native</u>	<input type="text" value="0"/>	<input type="text" value=""/>	<input type="text" value="0"/>	<input type="text" value=""/>	<input type="text" value="0"/>	1
<u>Asian</u>	<input type="text" value="0"/>	<input type="text" value=""/>	<input type="text" value="1"/>	<input type="text" value=""/>	<input type="text" value="0"/>	43
<u>Black or African American</u>	<input type="text" value="0"/>	<input type="text" value=""/>	<input type="text" value="0"/>	<input type="text" value=""/>	<input type="text" value="1"/>	17
<u>Native Hawaiian or Other Pacific Islander</u>	<input type="text" value="0"/>	<input type="text" value=""/>	<input type="text" value="1"/>	<input type="text" value=""/>	<input type="text" value=""/>	1
<u>White</u>	<input type="text" value="0"/>	<input type="text" value=""/>	<input type="text" value="9"/>	<input type="text" value=""/>	<input type="text" value=""/>	490
Two or more races	<input type="text" value="0"/>	<input type="text" value=""/>	<input type="text" value="0"/>	<input type="text" value=""/>	<input type="text" value=""/>	17
<u>Race and ethnicity unknown</u>	<input type="text" value="1"/>	<input type="text" value=""/>	<input type="text" value="0"/>	<input type="text" value=""/>	<input type="text" value=""/>	43
<b>Total women</b>	3	0	12	0	2	666
<b>Total (men+women)</b>	4	0	15	0	7	1,099
<b>Total from prior year</b>	10	2	13		7	1,105




Institution: Portland Community College (209746)

User ID: P2097461

## Part E - Part-time Staff by Occupational Category and Tenure Status

Number of **Part-time Staff**

As of November 1, 2024

Occupational category		With <u>Faculty Status</u>						Without Faculty Status	Total
		<u>Tenured</u>	<u>On Tenure Track</u>	<u>Not on Tenure Track</u>					
				<u>Multi-year</u>	<u>Annual contract</u>	<u>Less-than-annual contract</u>	<u>Indefinite duration (continuing or at-will)</u>		
<u>Primarily Instruction</u>		0	1	178	0	780	0	0	959
	 Exclusively credit	<input type="text"/>	<input type="text" value="1"/>	<input type="text" value="152"/>	<input type="text"/>	<input type="text" value="522"/>	<input type="text"/>	<input type="text"/>	675
	 Exclusively not-for-credit	<input type="text"/>	<input type="text"/>	<input type="text" value="4"/>	<input type="text"/>	<input type="text" value="185"/>	<input type="text"/>	<input type="text"/>	189
	Combined credit/not-for-credit	<input type="text"/>	<input type="text"/>	<input type="text" value="22"/>	<input type="text"/>	<input type="text" value="73"/>	<input type="text"/>	<input type="text"/>	95
<u>Instruction/research/public service staff</u>		<input type="text"/>	<input type="text"/>	<input type="text"/>	<input type="text"/>	<input type="text"/>	<input type="text"/>	<input type="text"/>	0
<u>Research staff</u>		<input type="text"/>	<input type="text"/>	<input type="text"/>	<input type="text"/>	<input type="text"/>	<input type="text"/>	<input type="text"/>	0
<u>Public Service staff</u>		<input type="text"/>	<input type="text"/>	<input type="text"/>	<input type="text"/>	<input type="text"/>	<input type="text"/>	<input type="text"/>	0
<u>Archivists, Curators, and Museum Technicians 25-4010</u>		<input type="text"/>	<input type="text"/>	<input type="text"/>	<input type="text"/>	<input type="text"/>	<input type="text"/>	<input type="text"/>	0
<u>Librarians and Media Collections Specialists 25-4020</u>		<input type="text"/>	<input type="text"/>	<input type="text"/>	<input type="text"/>	<input type="text" value="4"/>	<input type="text"/>	<input type="text" value="4"/>	8
<u>Library Technicians 25-4030</u>		<input type="text"/>	<input type="text"/>	<input type="text"/>	<input type="text"/>	<input type="text"/>	<input type="text"/>	<input type="text"/>	0
 <u>Student and Academic Affairs and Other Education Services Occupations 25-2000 + 25-3000 + 25-9000</u>		<input type="text"/>	<input type="text"/>	<input type="text"/>	<input type="text"/>	<input type="text" value="17"/>	<input type="text"/>	<input type="text" value="34"/>	51
<u>Management Occupations 11-0000</u>		<input type="text"/>	<input type="text"/>	<input type="text"/>	<input type="text"/>	<input type="text"/>	<input type="text"/>	<input type="text"/>	0
<u>Business and Financial Operations Occupations 13-0000</u>		<input type="text"/>	<input type="text"/>	<input type="text"/>	<input type="text"/>	<input type="text"/>	<input type="text"/>	<input type="text"/>	0
<u>Computer, Engineering, and Science Occupations 15-0000 + 17-0000 + 19-0000</u>		<input type="text"/>	<input type="text"/>	<input type="text"/>	<input type="text"/>	<input type="text"/>	<input type="text"/>	<input type="text" value="11"/>	11
<u>Community, Social Service, Legal, Arts, Design, Entertainment, Sports, and Media Occupations 21-0000 + 23-0000 + 27-0000</u>		<input type="text"/>	<input type="text"/>	<input type="text"/>	<input type="text"/>	<input type="text" value="5"/>	<input type="text"/>	<input type="text" value="39"/>	44
<u>Healthcare Practitioners and Technical Occupations 29-0000</u>		<input type="text"/>	<input type="text"/>	<input type="text"/>	<input type="text"/>	<input type="text"/>	<input type="text"/>	<input type="text"/>	0
Total		0	1	178	0	806	0	88	1,073
Total from prior year		14	5	164	3	799		88	1,073

Institution: Portland Community College (209746)

User ID: P2097461

## Part F - Part-time Summary

## Summary of Part-time Staff

As of November 1, 2024

Occupational category		With Faculty Status					Without Faculty Status	Total
		Tenured	On Tenure Track	Not on Tenure Track				
				Multi-year	Annual contract	Less-than-annual contract		
Primarily Instruction		0	1	178	0	780	0	959
	Exclusively credit		1	152		522		675
	Exclusively not-for-credit			4		185		189
	Combined credit/not-for-credit			22		73		95
Instruction/research/public service staff								0
Research staff								0
Public Service staff								0
Archivists, Curators, and Museum Technicians 25-4010								0
Librarians and Media Collections Specialists 25-4020						4	4	8
Library Technicians 25-4030								0
Student and Academic Affairs and Other Education Services Occupations 25-2000 + 25-3000 + 25-9000						17	34	51
Management Occupations 11-0000								0
Business and Financial Operations Occupations 13-0000								0
Computer, Engineering, and Science Occupations 15-0000 + 17-0000 + 19-0000							11	11
Community, Social Service, Legal, Arts, Design, Entertainment, Sports, and Media Occupations 21-0000 + 23-0000 + 27-0000						5	39	44
Healthcare Practitioners and Technical Occupations 29-0000								0
Service Occupations 31-0000 + 33-0000 + 35-0000 + 37-0000 + 39-0000								4
Sales and Related Occupations 41-0000								0
Office and Administrative Support Occupations 43-0000								15
Natural Resources, Construction, and Maintenance Occupations 45-0000 + 47-0000 + 49-0000								0
Production, Transportation, and Material Moving Occupations 51-0000 + 53-0000								7
Total								1,099

Institution: Portland Community College (209746)

User ID: P2097461

## Part H - New Hires, Full-time Instructional Staff by Tenure Status

Number of **Newly Hired Full-time Permanent Instructional Staff**

(Hired full-time between November 1, 2023 - October 31, 2024 and on the payroll as of November 1, 2024)

- Report Hispanic/Latino individuals of any race as Hispanic/Latino
- Report race for non-Hispanic/Latino individuals only
- Include Primarily Instruction and Instruction Combined with Research and Public Service

## Men

Race/ethnicity	With <u>Faculty Status</u>						Without Faculty Status	Total
	<u>Tenured</u>	<u>On Tenure Track</u>	<u>Not on Tenure Track</u>					
			<u>Multi-year</u>	<u>Annual contract</u>	<u>Less-than-annual contract</u>	<u>Indefinite duration (continuing or at-will)</u>		
<u>U.S. Nonresident</u>	<input type="text" value="0"/>	<input type="text" value="0"/>	<input type="text" value="0"/>	<input type="text" value="0"/>	<input type="text" value="0"/>	<input type="text" value="0"/>	<input type="text" value="0"/>	<input type="text" value="0"/>
<u>Hispanic/Latino</u>	<input type="text"/>	<input type="text" value="0"/>	<input type="text"/>	<input type="text"/>	<input type="text"/>	<input type="text"/>	<input type="text"/>	<input type="text" value="0"/>
<u>American Indian or Alaska Native</u>	<input type="text"/>	<input type="text" value="0"/>	<input type="text"/>	<input type="text"/>	<input type="text"/>	<input type="text"/>	<input type="text"/>	<input type="text" value="0"/>
<u>Asian</u>	<input type="text"/>	<input type="text" value="0"/>	<input type="text"/>	<input type="text"/>	<input type="text"/>	<input type="text"/>	<input type="text"/>	<input type="text" value="0"/>
<u>Black or African American</u>	<input type="text"/>	<input type="text" value="1"/>	<input type="text"/>	<input type="text"/>	<input type="text"/>	<input type="text"/>	<input type="text"/>	<input type="text" value="1"/>
<u>Native Hawaiian or Other Pacific Islander</u>	<input type="text"/>	<input type="text" value="0"/>	<input type="text"/>	<input type="text"/>	<input type="text"/>	<input type="text"/>	<input type="text"/>	<input type="text" value="0"/>
<u>White</u>	<input type="text"/>	<input type="text" value="4"/>	<input type="text"/>	<input type="text"/>	<input type="text"/>	<input type="text"/>	<input type="text"/>	<input type="text" value="4"/>
Two or more races	<input type="text"/>	<input type="text" value="0"/>	<input type="text"/>	<input type="text"/>	<input type="text"/>	<input type="text"/>	<input type="text"/>	<input type="text" value="0"/>
<u>Race and ethnicity unknown</u>	<input type="text"/>	<input type="text" value="4"/>	<input type="text"/>	<input type="text"/>	<input type="text"/>	<input type="text"/>	<input type="text"/>	<input type="text" value="4"/>
<b>Total men</b>	<b>0</b>	<b>9</b>	<b>0</b>	<b>0</b>	<b>0</b>	<b>0</b>	<b>0</b>	<b>9</b>

## Women

Race/ethnicity	With <u>Faculty Status</u>						Without Faculty Status	Total
	<u>Tenured</u>	<u>On Tenure Track</u>	<u>Not on Tenure Track</u>					
			<u>Multi-year</u>	<u>Annual contract</u>	<u>Less-than-annual contract</u>	<u>Indefinite duration (continuing or at-will)</u>		
<u>U.S. Nonresident</u>	<input type="text" value="0"/>	<input type="text" value="0"/>	<input type="text" value="0"/>	<input type="text" value="0"/>	<input type="text" value="0"/>	<input type="text" value="0"/>	<input type="text" value="0"/>	<input type="text" value="0"/>
<u>Hispanic/Latino</u>	<input type="text" value=""/>	<input type="text" value="2"/>	<input type="text" value=""/>	<input type="text" value=""/>	<input type="text" value=""/>	<input type="text" value=""/>	<input type="text" value=""/>	<input type="text" value="2"/>
<u>American Indian or Alaska Native</u>	<input type="text" value=""/>	<input type="text" value="0"/>	<input type="text" value=""/>	<input type="text" value=""/>	<input type="text" value=""/>	<input type="text" value=""/>	<input type="text" value=""/>	<input type="text" value="0"/>
<u>Asian</u>	<input type="text" value=""/>	<input type="text" value="1"/>	<input type="text" value=""/>	<input type="text" value=""/>	<input type="text" value=""/>	<input type="text" value=""/>	<input type="text" value=""/>	<input type="text" value="1"/>
<u>Black or African American</u>	<input type="text" value=""/>	<input type="text" value="0"/>	<input type="text" value=""/>	<input type="text" value=""/>	<input type="text" value=""/>	<input type="text" value=""/>	<input type="text" value=""/>	<input type="text" value="0"/>
<u>Native Hawaiian or Other Pacific Islander</u>	<input type="text" value=""/>	<input type="text" value="0"/>	<input type="text" value=""/>	<input type="text" value=""/>	<input type="text" value=""/>	<input type="text" value=""/>	<input type="text" value=""/>	<input type="text" value="0"/>
<u>White</u>	<input type="text" value=""/>	<input type="text" value="4"/>	<input type="text" value=""/>	<input type="text" value=""/>	<input type="text" value=""/>	<input type="text" value=""/>	<input type="text" value=""/>	<input type="text" value="4"/>
Two or more races	<input type="text" value=""/>	<input type="text" value="0"/>	<input type="text" value=""/>	<input type="text" value=""/>	<input type="text" value=""/>	<input type="text" value=""/>	<input type="text" value=""/>	<input type="text" value="0"/>
<u>Race and ethnicity unknown</u>	<input type="text" value=""/>	<input type="text" value="2"/>	<input type="text" value=""/>	<input type="text" value=""/>	<input type="text" value=""/>	<input type="text" value=""/>	<input type="text" value=""/>	<input type="text" value="2"/>
Total women	0	9	0	0	0	0	0	9
Total (men+women)	0	18	0	0	0	0	0	<input checked="" type="checkbox"/> 18

Institution: Portland Community College (209746)

User ID: P2097461

## Part H - New Hires, Full-time Staff by Occupational Category - 1

Number of **Newly Hired Full-time Permanent Non-instructional Staff**

(Hired full-time between November 1, 2023 - October 31, 2024 and on the payroll as of November 1, 2024)

- Report Hispanic/Latino individuals of any race as Hispanic/Latino
- Report race for non-Hispanic/Latino individuals only

## Men

Race/ethnicity	<u>Instructional Staff</u> (from Part H, screen 1)	<u>Research staff</u>	<u>Public Service staff</u>	<u>Library and Student and Academic Affairs and Other Education Services Occupations</u> 25-4000 + 25-2000 + 25-3000 + 25-9000
<u>U.S. Nonresident</u>	0	<input type="text" value="0"/>	<input type="text" value="0"/>	<input type="text" value="0"/>
<u>Hispanic/Latino</u>	0	<input type="text"/>	<input type="text"/>	<input type="text"/>
<u>American Indian or Alaska Native</u>	0	<input type="text"/>	<input type="text"/>	<input type="text"/>
<u>Asian</u>	0	<input type="text"/>	<input type="text"/>	<input type="text"/>
<u>Black or African American</u>	1	<input type="text"/>	<input type="text"/>	<input type="text"/>
<u>Native Hawaiian or Other Pacific Islander</u>	0	<input type="text"/>	<input type="text"/>	<input type="text"/>
<u>White</u>	4	<input type="text"/>	<input type="text"/>	<input type="text"/>
Two or more races	0	<input type="text"/>	<input type="text"/>	<input type="text"/>
<u>Race and ethnicity unknown</u>	4	<input type="text"/>	<input type="text"/>	<input type="text" value="1"/>
<b>Total men</b>	<b>9</b>	<b>0</b>	<b>0</b>	<b>1</b>

## Women

Race/ethnicity	<u>Instructional Staff</u> (from Part H, screen 1)	<u>Research staff</u>	<u>Public Service staff</u>	<u>Library and Student and Academic Affairs and Other Education Services Occupations</u> 25-4000 + 25-2000 + 25-3000 + 25-9000
<u>U.S. Nonresident</u>	0	<input type="text" value="0"/>	<input type="text" value="0"/>	<input type="text" value="0"/>
<u>Hispanic/Latino</u>	2	<input type="text"/>	<input type="text"/>	<input type="text"/>
<u>American Indian or Alaska Native</u>	0	<input type="text"/>	<input type="text"/>	<input type="text"/>
<u>Asian</u>	1	<input type="text"/>	<input type="text"/>	<input type="text"/>
<u>Black or African American</u>	0	<input type="text"/>	<input type="text"/>	<input type="text"/>
<u>Native Hawaiian or Other Pacific Islander</u>	0	<input type="text"/>	<input type="text"/>	<input type="text"/>
<u>White</u>	4	<input type="text"/>	<input type="text"/>	<input type="text" value="4"/>
Two or more races	0	<input type="text"/>	<input type="text"/>	<input type="text" value="1"/>
<u>Race and ethnicity unknown</u>	2	<input type="text"/>	<input type="text"/>	<input type="text" value="0"/>
<b>Total women</b>	<b>9</b>	<b>0</b>	<b>0</b>	<b>5</b>
<b>Total (men+women)</b>	<b>18</b>	<b>0</b>	<b>0</b>	<b>6</b>

Institution: Portland Community College (209746)

User ID: P2097461

## Part H - New Hires, Full-time Staff by Occupational Category - 2

Number of **Newly Hired Full-time Permanent Non-instructional Staff**

(Hired full-time between November 1, 2023 - October 31, 2024 and on the payroll as of November 1, 2024)

- Report Hispanic/Latino individuals of any race as Hispanic/Latino
- Report race for non-Hispanic/Latino individuals only

## Men

Race/ethnicity	<u>Management Occupations</u> 11-0000	<u>Business and Financial Operations Occupations</u> 13-0000	<u>Computer, Engineering, and Science Occupations</u> 15-0000 + 17-0000 + 19-0000	<u>Community, Social Service, Legal, Arts, Design, Entertainment, Sports, and Media Occupations</u> 21-0000 + 23-0000 + 27-0000	<u>Healthcare Practitioners and Technical Occupations</u> 29-0000
<u>U.S. Nonresident</u>	<input type="text" value="0"/>	<input type="text" value="0"/>	<input type="text" value="0"/>	<input type="text" value="0"/>	<input type="text" value="0"/>
<u>Hispanic/Latino</u>	<input type="text" value="1"/>	<input type="text" value="0"/>	<input type="text" value="1"/>	<input type="text" value="2"/>	<input type="text" value=""/>
<u>American Indian or Alaska Native</u>	<input type="text" value="0"/>	<input type="text" value="0"/>	<input type="text" value="0"/>	<input type="text" value="0"/>	<input type="text" value=""/>
<u>Asian</u>	<input type="text" value="0"/>	<input type="text" value="0"/>	<input type="text" value="0"/>	<input type="text" value="0"/>	<input type="text" value=""/>
<u>Black or African American</u>	<input type="text" value="1"/>	<input type="text" value="0"/>	<input type="text" value="0"/>	<input type="text" value="4"/>	<input type="text" value=""/>
<u>Native Hawaiian or Other Pacific Islander</u>	<input type="text" value="0"/>	<input type="text" value="0"/>	<input type="text" value="0"/>	<input type="text" value="0"/>	<input type="text" value=""/>
<u>White</u>	<input type="text" value="6"/>	<input type="text" value="2"/>	<input type="text" value="7"/>	<input type="text" value="5"/>	<input type="text" value=""/>
Two or more races	<input type="text" value="0"/>	<input type="text" value="1"/>	<input type="text" value="0"/>	<input type="text" value="0"/>	<input type="text" value=""/>
<u>Race and ethnicity unknown</u>	<input type="text" value="2"/>	<input type="text" value="0"/>	<input type="text" value="0"/>	<input type="text" value="2"/>	<input type="text" value=""/>
<b>Total men</b>	<b>10</b>	<b>3</b>	<b>8</b>	<b>13</b>	<b>0</b>

## Women

Race/ethnicity	<u>Management Occupations</u> 11-0000	<u>Business and Financial Operations Occupations</u> 13-0000	<u>Computer, Engineering, and Science Occupations</u> 15-0000 + 17-0000 + 19-0000	<u>Community, Social Service, Legal, Arts, Design, Entertainment, Sports, and Media Occupations</u> 21-0000 + 23-0000 + 27-0000	<u>Healthcare Practitioners and Technical Occupations</u> 29-0000
<u>U.S. Nonresident</u>	<input type="text" value="0"/>	<input type="text" value="0"/>	<input type="text" value="0"/>	<input type="text" value="0"/>	<input type="text" value="0"/>
<u>Hispanic/Latino</u>	<input type="text" value="2"/>	<input type="text" value="1"/>	<input type="text" value="0"/>	<input type="text" value="5"/>	<input type="text" value=""/>
<u>American Indian or Alaska Native</u>	<input type="text" value="0"/>	<input type="text" value="1"/>	<input type="text" value="0"/>	<input type="text" value="0"/>	<input type="text" value=""/>
<u>Asian</u>	<input type="text" value="2"/>	<input type="text" value="0"/>	<input type="text" value="1"/>	<input type="text" value="2"/>	<input type="text" value=""/>
<u>Black or African American</u>	<input type="text" value="1"/>	<input type="text" value="2"/>	<input type="text" value="0"/>	<input type="text" value="3"/>	<input type="text" value=""/>
<u>Native Hawaiian or Other Pacific Islander</u>	<input type="text" value="0"/>	<input type="text" value="0"/>	<input type="text" value="0"/>	<input type="text" value="0"/>	<input type="text" value=""/>
<u>White</u>	<input type="text" value="11"/>	<input type="text" value="3"/>	<input type="text" value="2"/>	<input type="text" value="16"/>	<input type="text" value=""/>
Two or more races	<input type="text" value="1"/>	<input type="text" value="0"/>	<input type="text" value="0"/>	<input type="text" value="2"/>	<input type="text" value=""/>
<u>Race and ethnicity unknown</u>	<input type="text" value="0"/>	<input type="text" value="1"/>	<input type="text" value="1"/>	<input type="text" value="3"/>	<input type="text" value=""/>
<b>Total women</b>	<b>17</b>	<b>8</b>	<b>4</b>	<b>31</b>	<b>0</b>
<b>Total (men+women)</b>	<b>27</b>	<b>11</b>	<b>12</b>	<b>44</b>	<b>0</b>

Institution: Portland Community College (209746)

User ID: P2097461

## Part H - New Hires, Full-time Staff by Occupational Category - 3

Number of **Newly Hired Full-time Permanent Non-instructional Staff**

(Hired full-time between November 1, 2023 - October 31, 2024 and on the payroll as of November 1, 2024)

- Report Hispanic/Latino individuals of any race as Hispanic/Latino
- Report race for non-Hispanic/Latino individuals only

## Men

Race/ethnicity	<u>Service Occupations</u> 31-0000 + 33-0000 + 35-0000 + 37-0000 + 39-0000	<u>Sales and Related Occupations</u> 41-0000	<u>Office and Administrative Support Occupations</u> 43-0000	<u>Natural Resources, Construction, and Maintenance Occupations</u> 45-0000 + 47-0000 + 49-0000	<u>Production, Transportation, and Material Moving Occupations</u> 51-0000 + 53-0000	Grand Total (All full-time new hires)
<u>U.S. Nonresident</u>	<input type="text" value="0"/>	<input type="text" value="0"/>	<input type="text" value="0"/>	<input type="text" value="0"/>	<input type="text" value="0"/>	0
<u>Hispanic/Latino</u>	<input type="text" value="0"/>	<input type="text" value=""/>	<input type="text" value="2"/>	<input type="text" value="0"/>	<input type="text" value="0"/>	6
<u>American Indian or Alaska Native</u>	<input type="text" value="0"/>	<input type="text" value=""/>	<input type="text" value="0"/>	<input type="text" value="0"/>	<input type="text" value="0"/>	0
<u>Asian</u>	<input type="text" value="1"/>	<input type="text" value=""/>	<input type="text" value="0"/>	<input type="text" value="0"/>	<input type="text" value="1"/>	2
<u>Black or African American</u>	<input type="text" value="2"/>	<input type="text" value=""/>	<input type="text" value="0"/>	<input type="text" value="0"/>	<input type="text" value="0"/>	8
<u>Native Hawaiian or Other Pacific Islander</u>	<input type="text" value="0"/>	<input type="text" value=""/>	<input type="text" value="0"/>	<input type="text" value="0"/>	<input type="text" value="0"/>	0
<u>White</u>	<input type="text" value="11"/>	<input type="text" value=""/>	<input type="text" value="1"/>	<input type="text" value="2"/>	<input type="text" value="0"/>	38
Two or more races	<input type="text" value="1"/>	<input type="text" value=""/>	<input type="text" value="1"/>	<input type="text" value="0"/>	<input type="text" value="0"/>	3
<u>Race and ethnicity unknown</u>	<input type="text" value="2"/>	<input type="text" value=""/>	<input type="text" value="1"/>	<input type="text" value="0"/>	<input type="text" value="0"/>	12
<b>Total men</b>	<b>17</b>	<b>0</b>	<b>5</b>	<b>2</b>	<b>1</b>	<b>69</b>

## Women

Race/ethnicity	<u>Service Occupations</u> 31-0000 + 33-0000 + 35-0000 + 37-0000 + 39-0000	<u>Sales and Related Occupations</u> 41-0000	<u>Office and Administrative Support Occupations</u> 43-0000	<u>Natural Resources, Construction, and Maintenance Occupations</u> 45-0000 + 47-0000 + 49-0000	<u>Production, Transportation, and Material Moving Occupations</u> 51-0000 + 53-0000	Grand Total (All full-time new hires)
<u>U.S. Nonresident</u>	<input type="text" value="0"/>	<input type="text" value="0"/>	<input type="text" value="0"/>	<input type="text" value="0"/>	<input type="text" value="0"/>	0
<u>Hispanic/Latino</u>	<input type="text" value="1"/>	<input type="text" value=""/>	<input type="text" value="4"/>	<input type="text" value=""/>	<input type="text" value=""/>	15
<u>American Indian or Alaska Native</u>	<input type="text" value="0"/>	<input type="text" value=""/>	<input type="text" value="0"/>	<input type="text" value=""/>	<input type="text" value=""/>	1
<u>Asian</u>	<input type="text" value="1"/>	<input type="text" value=""/>	<input type="text" value="1"/>	<input type="text" value=""/>	<input type="text" value=""/>	8
<u>Black or African American</u>	<input type="text" value="1"/>	<input type="text" value=""/>	<input type="text" value="1"/>	<input type="text" value=""/>	<input type="text" value=""/>	8
<u>Native Hawaiian or Other Pacific Islander</u>	<input type="text" value="0"/>	<input type="text" value=""/>	<input type="text" value="0"/>	<input type="text" value=""/>	<input type="text" value=""/>	0
<u>White</u>	<input type="text" value="1"/>	<input type="text" value=""/>	<input type="text" value="16"/>	<input type="text" value=""/>	<input type="text" value=""/>	57
Two or more races	<input type="text" value="0"/>	<input type="text" value=""/>	<input type="text" value="2"/>	<input type="text" value=""/>	<input type="text" value=""/>	6
<u>Race and ethnicity unknown</u>	<input type="text" value="0"/>	<input type="text" value=""/>	<input type="text" value="1"/>	<input type="text" value=""/>	<input type="text" value=""/>	8
<b>Total women</b>	<b>4</b>	<b>0</b>	<b>25</b>	<b>0</b>	<b>0</b>	<b>103</b>
<b>Total (men+women)</b>	<b>21</b>	<b>0</b>	<b>30</b>	<b>2</b>	<b>1</b>	<b>172</b>

Institution: Portland Community College (209746)

User ID: P2097461

## Human Resources Survey Evaluation

**Were any staff members difficult to categorize? If so, please explain in the box below.**



Institution: Portland Community College (209746)

User ID: P2097461

Prepared by

Prepared by

Reporting Reminders:

- The name of the preparer is being collected so that we can follow up with the appropriate person in the event that there are questions concerning the data.
- The Keyholder will be copied on all email correspondence to other preparers.
- The time it took to prepare this component is being collected so that we can continue to improve our estimate of the reporting burden associated with IPEDS.
- Please include in your estimate the time it took for you to review instructions, query and search data sources, complete and review the component, and submit the data through the Data Collection System.
- Thank you for your assistance.

This survey component was prepared by:					
<input type="radio"/>	Keyholder	<input type="radio"/>	SFA Contact	<input checked="" type="radio"/>	HR Contact
<input type="radio"/>	Finance Contact	<input type="radio"/>	Academic Library Contact	<input type="radio"/>	Other
Name:		<input type="text" value="Dawn Hoyt"/>			
Email:		<input type="text" value="dawn.hoyt@pcc.edu"/>			

How many staff from your institution only were involved in the data collection and reporting process of this survey component?	
<input type="text" value="1.00"/>	Number of Staff (including yourself)

How many hours did you and others from your institution only spend on each of the steps below when responding to this survey component? <i>Exclude the hours spent collecting data for state and other reporting purposes.</i>				
Staff member	Collecting Data Needed	Revising Data to Match IPEDS Requirements	Entering Data	Revising and Locking Data
Your office	<input type="text" value="16.00"/> hours	<input type="text" value="16.00"/> hours	<input type="text" value="16.00"/> hours	<input type="text" value="16.00"/> hours
Other offices	<input type="text"/> hours	<input type="text"/> hours	<input type="text"/> hours	<input type="text"/> hours

Summary

Human Resources Component Summary

The purpose of this summary is to provide you an opportunity to view some of the data that, when accepted through the IPEDS quality control process, will appear on the [College Navigator](#) website and/or your institution's Data Feedback Report (DFR). In addition, all data reported in IPEDS survey components become publicly available through the [IPEDS Use the Data](#) and appear as aggregated statistics in various Department of Education reports. [College Navigator](#) is updated approximately three months after the data collection period closes and DFRs will be available through the [IPEDS Use the Data](#) and sent to your institution's CEO at the end of 2025.

Please review your data for accuracy. If you have questions about the data displayed below or after reviewing the data reported on the survey screens, please contact the IPEDS Help Desk at: 1-877-225-2568 or [ipedshelp@rti.org](mailto:ipedshelp@rti.org).

Number of staff by employment status and occupational category: Fall 2024				
Occupational category		Reported values		FTE staff
		Number of full-time staff	Number of part-time staff	
Total number of staff		1,699	1,099	2,065
Instructional Staff		408	959	728
Primarily Instruction		408	959	728
Exclusively credit		369	675	594
Exclusively not-for-credit		4	189	67
Combined credit/not-for-credit		35	95	67
Instruction/research/public service staff		0	0	0
Research staff		0	0	0
Public Service staff		0	0	0
Library and Student and Academic Affairs and Other Education Services Occupations SOC		80	59	100
Librarians, Curators, and Archivists SOC 25-4000		31	8	34
Archivists, Curators, and Museum Technicians 25-4010		0	0	0
Librarians and Media Collections Specialists 25-4020		13	8	16
Library Technicians 25-4030		18	0	18
Student and Academic Affairs and Other Education Services Occupations 25-2000 + 25-3000 + 25-9000		49	51	66
Management Occupations 11-0000		215	0	215
Business and Financial Operations Occupations 13-0000		61	0	61
Computer, Engineering, and Science Occupations 15-0000 + 17-0000 + 19-0000		175	11	179
Community, Social Service, Legal, Arts, Design, Entertainment, Sports, and Media Occupations 21-0000 + 23-0000 + 27-0000		342	44	357
Healthcare Practitioners and Technical Occupations 29-0000		0	0	0
Service Occupations 31-0000 + 33-0000 + 35-0000 + 37-0000 + 39-0000		128	4	129
Sales and Related Occupations 41-0000		2	0	2
Office and Administrative Support Occupations 43-0000		253	15	258
Natural Resources, Construction, and Maintenance Occupations 45-0000 + 47-0000 + 49-0000		26	0	26
Production, Transportation, and Material Moving Occupations 51-0000 + 53-0000		9	7	11
NOTE: Full-time-equivalent (FTE) staff is calculated by summing the total number of full-time staff and adding one-third of the total number of part-time staff. Graduate assistants are not included in the above figures. Many of the FTE figures may be included in the DFR.				

Salaries of full-time instructional staff by contract length and academic rank: Academic year 2024-25								
Academic Rank	Months Covered by Annual Salary				Total Staff for Salary reporting	Total Number of Months	Salary Outlays (\$)	Weighted Average Monthly Salaries (\$)
	12 months	11 months	10 months	9 months				
All Ranks	0	0	408	0	408	4,080	41,099,136	10,073
Professors	0	0	0	0	0	0	0	
Associate professors	0	0	0	0	0	0	0	
Assistant professors	0	0	0	0	0	0	0	
Instructors	0	0	408	0	408	4,080	41,099,136	10,073
Lecturers	0	0	0	0	0	0	0	
No academic rank	0	0	0	0	0	0	0	
NOTE: The above data are based on the Salary Outlays part of the IPEDS HR component. The Weighted average monthly salaries of full-time instructional staff by academic rank are calculated by adding the salary outlays reported for Men plus Women by academic rank, then dividing the sum by the "Total Number of Months" for Men plus Women by academic rank. Salaries of full-time instructional staff paid less than 9 months per year are not collected. Also, salaries of medical school staff are not collected. The weighted average monthly salaries may be included in the DFR.								

Salary Outlays for Full-time Non-instructional Staff		
Occupational category	Number of full-time staff (carried forward from the Part B - FT, non-instructional staff screens)	Total annual salary outlays (\$)
Research staff	0	0
Public Service staff	0	0
Library and Student and Academic Affairs and Other Education Services Occupations 25-4000 + 25-2000 + 25-3000 + 25-9000	80	6,041,174
Management Occupations 11-0000	215	28,231,559
Business and Financial Operations Occupations 13-0000	61	6,198,397
Computer, Engineering, and Science Occupations 15-0000 + 17-0000 + 19-0000	175	16,571,876
Community, Social Service, Legal, Arts, Design, Entertainment, Sports, and Media Occupations 21-0000 + 23-0000 + 27-0000	342	29,540,619
Healthcare Practitioners and Technical Occupations 29-0000	0	0
Service Occupations 31-0000 + 33-0000 + 35-0000 + 37-0000 + 39-0000	128	8,168,254
Sales and Related Occupations 41-0000	2	172,288
Office and Administrative Support Occupations 43-0000	253	17,660,832
Natural Resources, Construction, and Maintenance Occupations 45-0000 + 47-0000 + 49-0000	26	2,189,594
Production, Transportation, and Material Moving Occupations 51-0000 + 53-0000	9	602,502
Total	1,291	115,377,095

Number of Newly Hired Full-time Permanent Staff (Hired full-time between November 1, 2023 - October 31, 2024 and on the payroll as of November 1, 2024)	
	Number of staff
Newly Hired Full-time Permanent Staff	172

## Edit Report

## Human Resources

Source	Description	Severity	Resolved	Options
Screen: Part A1 - Full-time Instructional Staff by Academic Rank and Tenure Status - Annual Contract				
Screen Entry	This number(9) is outside the expected range of between 17 and 35 based on the prior year value. Please correct your data or explain. (Error #1387)	Explanation	Yes	
Reason	Annual contracts are temporary appts. We've had considerably less temporary appts this year and reduced enrollment, so less need for temp appts as we fill permanent positions.			
Screen: Part B1 - Full-time Non-instructional Staff by Occupational Category - 3				
Screen Entry	This number(61) is outside the expected range of between 63 and 129 based on the prior year value. Please correct your data or explain. (Error #1387)	Explanation	Yes	
Reason	Some SOC codes have been readjusted because they were inappropriated defaulted into new positions last year.			
Screen: Part G4 - Salary Outlays for Non-instructional Staff				
Perform Edits	The amount entered in Part G for Total annual salary outlays for Business and Financial Operations Occupations (\$6,198,397) is outside the expected range of between \$1,769,000 and \$6,161,000 based on an estimated average salary of between \$29,000 and \$101,000 per individual for this category. Please correct your data or explain. (Error #1372)	Explanation	Yes	
Reason	The minimum annual salary in this SOC code is about double the minimum listed average of the estimated salary here. Generally the classifications at our college in this SOC code will align with higher education levels and pay.			
Related Screens	G - Salary Outlays, Non-instructional Staff			
Perform Edits	The amount entered in Part G for Total annual salary outlays for Sales and Related Occupations (\$172,288) is outside the expected range of between \$40,000 and \$140,000 based on an estimated average salary of between \$20,000 and \$70,000 per individual for this category. Please correct your data or explain. (Error #1377)	Explanation	Yes	
Reason	with a low population (2) at the top of their pay range, it skews the numbers.			
Related Screens	G - Salary Outlays, Non-instructional Staff			
Screen Entry	The amount entered in Part G for Total annual salary outlays for Natural Resources, Construction, and Maintenance Occupations (\$2,189,594) is outside the expected range of between \$520,000 and \$1,820,000 based on an estimated average salary of between \$20,000 and \$70,000 per individual for this category. Please correct your data or explain. (Error #1379)	Explanation	Yes	
Reason	The estimated annual salaries listed are too low for our institution and Portland. 20k is below minimum wage in portland. The construction SOC codes that we do have that fall under here have higher salary ranges.			
Related Screens	G - Salary Outlays, Non-instructional Staff			
Screen: Part D - Part-time Staff by Occupational Category - 2				
Screen Entry	This number(51) is outside the expected range of between 25 and 49 based on the prior year value. Please correct your data or explain. (Error #1387)	Explanation	Yes	
Reason	Readjusting some SOC codes due to coding errors when creating positions and changing salary tables.			
Screen: Part H - New Hires, Full-time Instructional Staff by Tenure Status				
Screen Entry	The percent of these staff (men + women) whose race/ethnicity is unknown is greater than expected. Please correct your data or explain. (Error #1302)	Explanation	Yes	
Reason	We don't require reporting of race/ethnicity, so this is what isn't reported.			