

Quick Facts: PCC Students (2022-23)

ANNUAL ENROLLMENT

51,033 Total Undup Students

34,150 Credit Students

18,657 Non-Credit/CEU Students

17,999 Full-Time Equivalent (FTE)

AGE

Credit Students: 56% <25 years

Average age 26 years

Non-Credit Students: 13% <25 years

Average age 44 years

GENDER

Credit Students: 53% Female,
41% Male, 5% Nonbinary,
2% Unreported

Non-Credit Students: 56% Female,
25% Male, 1% Nonbinary,
17% Unreported

PELL GRANT RECIPIENTS

31% of credit students

ENROLLMENT INTENSITY

39% of credit students attend Full-time

61% of credit students attend Part-time

FIRST GENERATION STATUS

48.5% of credit students are from families where neither parent/guardian completed a 4-yr degree

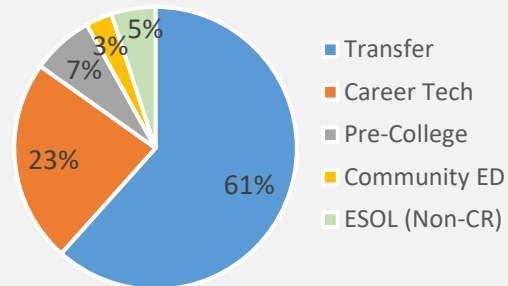
CREDENTIALS AWARDED



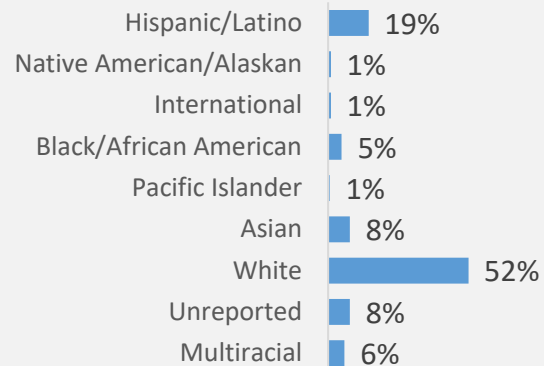
2,920 Degrees

1,612 Certificates

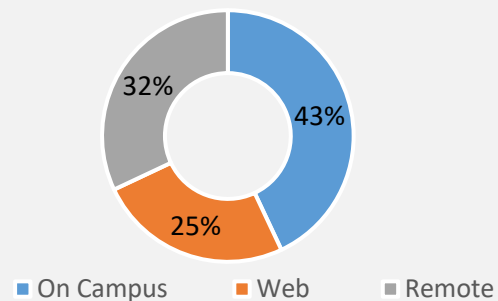
FTE BY PROGRAM AREA



RACE/ETHNICITY



COURSE TAKING BY DELIVERY



STUDENT TRANSFERS TO UNIVERSITIES



5,600 (2021-22)