

## Human Resources 2021-22

Institution: Portland Community College (209746)

User ID: P2097461

### Overview

#### Human Resources Overview

Welcome to the IPEDS Human Resources (HR) survey component. The HR component collects important information about your institution's staff.

#### Data Reporting Reminders

- Report data to accurately reflect the time period corresponding with the IPEDS survey component, even if such reporting is seemingly inconsistent with prior-year reporting. For example, if a summer term began later than usual due to Coronavirus Pandemic postponements, continue to report using the timeframes as defined in the IPEDS instructions. NCES expects that some data reported during the 2021-22 data collection year will vary from established prior trends due to the impacts of Coronavirus Pandemic. If an error edit is triggered even when submitting accurate data, please indicate in the corresponding context box or verbally to the Help Desk that the seemingly inconsistent data are accurate and reflect the effects of Coronavirus Pandemic.
- Report each employee only once. If an employee could be coded in more than one occupation, code the employee in the occupation that requires the highest level of skill OR if there is no measurable difference in skill requirements, code the employee in the occupation in which they spend the most time.
- Report staff members difficult to categorize in the "Human Resources Survey Evaluation" box at the end of the survey.
- Enter data on each displayed screen. If a screen is not applicable, enter at least one zero in a field on the screen and save before continuing.
- When reporting salary data (applicable to degree-granting institutions only) include all full-time, non-medical school, instructional staff - both with and without faculty status.

See the instructions for the **Key Reporting Concepts** section -- basic reporting concepts that will assist you in completing the Human Resources survey component.

#### Changes to reporting for 2021-22

There are no changes for this survey component.

#### Resources:

- To download the survey materials for this component: [Survey Materials](#)
- All staff must now be reported using the new IPEDS occupational categories, which align with the 2018 Standard Occupational Classification (SOC) codes. Additional information and resources can be found in the [IPEDS HR/SOC Information Center](#), including general information about the SOC, the IPEDS/SOC crosswalk, a SOC Browse Tool, Frequently Asked Questions, and Web Tutorials.
- To access your prior year data submission for this component: [Reported Data](#)

If you have questions about completing this survey, please contact the **IPEDS Help Desk at 1-877-225-2568**.

## Human Resources Screening Questions

Does your institution have any **part-time** staff?

*If you answer Yes to this question, you will be provided the screens to report part-time staff.*

- ☐ No  
☒ Yes

Does your institution have graduate assistants?

*If you answer Yes to this question, you will be provided the screens to report graduate assistants.*

- ☒ No  
☐ Yes

Does your institution have 15 or more **full-time** staff?

- ☐ No  
☒ Yes

Does your institution have a tenure system?

*If you answer Yes to this question, you will be provided the screens to report some data by tenure status.*

- ☐ No  
☒ Yes

Did your institution hire any full-time permanent staff who were included on the payroll of the institution between November 1, 2020 and October 31, 2021 either for the **first time (new to the institution)** or **after a break in service**? Do not exclude persons who were no longer on the payroll as of November 1, 2021. (Exclude persons who have returned from sabbatical leave and full-time instructional staff who are working less-than-9-month contracts.)

*If you answer Yes to this question, you will be provided the screens to report full-time permanent new hires in Part H.*

- ☐ No  
☒ Yes

Do ALL of the **instructional staff** at your institution fall into any of the following categories?

*If you answer Yes to any of the questions below, you will NOT be required to report Part G - Salaries for instructional staff. However, Part G will still be required for reporting data for full-time non-instructional staff.*

- ☒ No ☐ Yes Are ALL of the instructional staff military personnel?  
☒ No ☐ Yes Do ALL of the instructional staff contribute their services (e.g., members of a religious order)?

You may use the box below to provide additional context for the data you have reported above.

- Report Hispanic/Latino individuals of any race as Hispanic/Latino
- Report race for non-Hispanic/Latino individuals only
- Include both Primarily Instruction and Instruction Combined with Research and/or Public Service

Race/ethnicity	Academic Rank					No academic rank		Total
	Professors	Associate professors	Assistant professors	Instructors	Lecturers			
<u>Nonresident alien</u>	<input type="text"/>	<input type="text"/>	<input type="text"/>	<input type="text" value="0"/>	<input type="text"/>		<input type="text"/>	<b>0</b>
<u>Hispanic/Latino</u>	<input type="text"/>	<input type="text"/>	<input type="text"/>	<input type="text" value="12"/>	<input type="text"/>		<input type="text"/>	<b>12</b>
<u>American Indian or Alaska Native</u>	<input type="text"/>	<input type="text"/>	<input type="text"/>	<input type="text" value="1"/>	<input type="text"/>		<input type="text"/>	<b>1</b>
<u>Asian</u>	<input type="text"/>	<input type="text"/>	<input type="text"/>	<input type="text" value="7"/>	<input type="text"/>		<input type="text"/>	<b>7</b>
<u>Black or African American</u>	<input type="text"/>	<input type="text"/>	<input type="text"/>	<input type="text" value="0"/>	<input type="text"/>		<input type="text"/>	<b>0</b>
<u>Native Hawaiian or Other Pacific Islander</u>	<input type="text"/>	<input type="text"/>	<input type="text"/>	<input type="text" value="0"/>	<input type="text"/>		<input type="text"/>	<b>0</b>
<u>White</u>	<input type="text"/>	<input type="text"/>	<input type="text"/>	<input type="text" value="123"/>	<input type="text"/>		<input type="text"/>	<b>123</b>
Two or more races	<input type="text"/>	<input type="text"/>	<input type="text"/>	<input type="text" value="2"/>	<input type="text"/>		<input type="text"/>	<b>2</b>
<u>Race and ethnicity unknown</u>	<input type="text"/>	<input type="text"/>	<input type="text"/>	<input type="text" value="7"/>	<input type="text"/>		<input type="text"/>	<b>7</b>
<b>Total men</b>	<b>0</b>	<b>0</b>	<b>0</b>	<b>152</b>	<b>0</b>		<b>0</b>	<b>152</b>

Race/ethnicity	Academic Rank					No academic rank		Total
	Professors	Associate professors	Assistant professors	Instructors	Lecturers			
Nonresident alien	<input type="text"/>	<input type="text"/>	<input type="text"/>	<input type="text" value="0"/>	<input type="text"/>	<input type="text"/>	<input type="text"/>	<input type="text" value="0"/>
Hispanic/Latino	<input type="text"/>	<input type="text"/>	<input type="text"/>	<input type="text" value="10"/>	<input type="text"/>	<input type="text"/>	<input type="text"/>	<input type="text" value="10"/>
American Indian or Alaska Native	<input type="text"/>	<input type="text"/>	<input type="text"/>	<input type="text" value="0"/>	<input type="text"/>	<input type="text"/>	<input type="text"/>	<input type="text" value="0"/>
Asian	<input type="text"/>	<input type="text"/>	<input type="text"/>	<input type="text" value="9"/>	<input type="text"/>	<input type="text"/>	<input type="text"/>	<input type="text" value="9"/>
Black or African American	<input type="text"/>	<input type="text"/>	<input type="text"/>	<input type="text" value="1"/>	<input type="text"/>	<input type="text"/>	<input type="text"/>	<input type="text" value="1"/>
Native Hawaiian or Other Pacific Islander	<input type="text"/>	<input type="text"/>	<input type="text"/>	<input type="text" value="0"/>	<input type="text"/>	<input type="text"/>	<input type="text"/>	<input type="text" value="0"/>
White	<input type="text"/>	<input type="text"/>	<input type="text"/>	<input type="text" value="136"/>	<input type="text"/>	<input type="text"/>	<input type="text"/>	<input type="text" value="136"/>
Two or more races	<input type="text"/>	<input type="text"/>	<input type="text"/>	<input type="text" value="6"/>	<input type="text"/>	<input type="text"/>	<input type="text"/>	<input type="text" value="6"/>
Race and ethnicity unknown	<input type="text"/>	<input type="text"/>	<input type="text"/>	<input type="text" value="5"/>	<input type="text"/>	<input type="text"/>	<input type="text"/>	<input type="text" value="5"/>
Total women	<input type="text" value="0"/>	<input type="text" value="0"/>	<input type="text" value="0"/>	<input type="text" value="167"/>	<input type="text" value="0"/>	<input type="text"/>	<input type="text" value="0"/>	<input type="text" value="167"/>

Total (men+women)	0	0	0	319	0	0	319
Total from prior year							332

**Number of Full-time Instructional Staff With Faculty Status On Tenure Track**

- Report Hispanic/Latino individuals of any race as Hispanic/Latino
- Report race for non-Hispanic/Latino individuals only
- Include both Primarily Instruction and Instruction Combined with Research and/or Public Service

Race/ethnicity	Academic Rank					No academic rank	Total
	Professors	Associate professors	Assistant professors	Instructors	Lecturers		
<u>Nonresident alien</u>	<input type="text"/>	<input type="text"/>	<input type="text"/>	<input type="text" value="0"/>	<input type="text"/>	<input type="text"/>	<input type="text" value="0"/>
<u>Hispanic/Latino</u>	<input type="text"/>	<input type="text"/>	<input type="text"/>	<input type="text" value="4"/>	<input type="text"/>	<input type="text"/>	<input type="text" value="4"/>
<u>American Indian or Alaska Native</u>	<input type="text"/>	<input type="text"/>	<input type="text"/>	<input type="text" value="0"/>	<input type="text"/>	<input type="text"/>	<input type="text" value="0"/>
<u>Asian</u>	<input type="text"/>	<input type="text"/>	<input type="text"/>	<input type="text" value="1"/>	<input type="text"/>	<input type="text"/>	<input type="text" value="1"/>
<u>Black or African American</u>	<input type="text"/>	<input type="text"/>	<input type="text"/>	<input type="text" value="1"/>	<input type="text"/>	<input type="text"/>	<input type="text" value="1"/>
<u>Native Hawaiian or Other Pacific Islander</u>	<input type="text"/>	<input type="text"/>	<input type="text"/>	<input type="text" value="0"/>	<input type="text"/>	<input type="text"/>	<input type="text" value="0"/>
<u>White</u>	<input type="text"/>	<input type="text"/>	<input type="text"/>	<input type="text" value="10"/>	<input type="text"/>	<input type="text"/>	<input type="text" value="10"/>
Two or more races	<input type="text"/>	<input type="text"/>	<input type="text"/>	<input type="text" value="1"/>	<input type="text"/>	<input type="text"/>	<input type="text" value="1"/>
<u>Race and ethnicity unknown</u>	<input type="text"/>	<input type="text"/>	<input type="text"/>	<input type="text" value="2"/>	<input type="text"/>	<input type="text"/>	<input type="text" value="2"/>
<b>Total men</b>	<b>0</b>	<b>0</b>	<b>0</b>	<b>19</b>	<b>0</b>	<b>0</b>	<b>19</b>

Race/ethnicity	Academic Rank					No academic rank		Total
	Professors	Associate professors	Assistant professors	Instructors	Lecturers			
Nonresident alien	<input type="text"/>	<input type="text"/>	<input type="text"/>	<input type="text" value="0"/>	<input type="text"/>	<input type="text"/>	<input type="text"/>	<input type="text" value="0"/>
Hispanic/Latino	<input type="text"/>	<input type="text"/>	<input type="text"/>	<input type="text" value="2"/>	<input type="text"/>	<input type="text"/>	<input type="text"/>	<input type="text" value="2"/>
American Indian or Alaska Native	<input type="text"/>	<input type="text"/>	<input type="text"/>	<input type="text" value="0"/>	<input type="text"/>	<input type="text"/>	<input type="text"/>	<input type="text" value="0"/>
Asian	<input type="text"/>	<input type="text"/>	<input type="text"/>	<input type="text" value="1"/>	<input type="text"/>	<input type="text"/>	<input type="text"/>	<input type="text" value="1"/>
Black or African American	<input type="text"/>	<input type="text"/>	<input type="text"/>	<input type="text" value="1"/>	<input type="text"/>	<input type="text"/>	<input type="text"/>	<input type="text" value="1"/>
Native Hawaiian or Other Pacific Islander	<input type="text"/>	<input type="text"/>	<input type="text"/>	<input type="text" value="0"/>	<input type="text"/>	<input type="text"/>	<input type="text"/>	<input type="text" value="0"/>
White	<input type="text"/>	<input type="text"/>	<input type="text"/>	<input type="text" value="16"/>	<input type="text"/>	<input type="text"/>	<input type="text"/>	<input type="text" value="16"/>
Two or more races	<input type="text"/>	<input type="text"/>	<input type="text"/>	<input type="text" value="0"/>	<input type="text"/>	<input type="text"/>	<input type="text"/>	<input type="text" value="0"/>
Race and ethnicity unknown	<input type="text"/>	<input type="text"/>	<input type="text"/>	<input type="text" value="4"/>	<input type="text"/>	<input type="text"/>	<input type="text"/>	<input type="text" value="4"/>
Total women	<input type="text" value="0"/>	<input type="text" value="0"/>	<input type="text" value="0"/>	<input type="text" value="24"/>	<input type="text" value="0"/>	<input type="text"/>	<input type="text" value="0"/>	<input type="text" value="24"/>

Total from prior year		42
-----------------------	--	----

## Part A1 - Full-time Instructional Staff by Academic Rank and Tenure Status - Multi-Year Contract

**Number of Full-time Instructional Staff With Faculty Status Not on Tenure Track - Multi-Year Contract**

As of November 1, 2021

- Report Hispanic/Latino individuals of any race as Hispanic/Latino
- Report race for non-Hispanic/Latino individuals only
- Include both Primarily Instruction and Instruction Combined with Research and/or Public Service

**Men**

Gender and race/ethnicity	Academic Rank					No academic rank	Total
	Professors	Associate professors	Assistant professors	Instructors	Lecturers		
<u>Nonresident alien</u>	<input type="text"/>	<input type="text"/>	<input type="text"/>	<input type="text" value="0"/>	<input type="text"/>	<input type="text"/>	<input type="text" value="0"/>
<u>Hispanic/Latino</u>	<input type="text"/>	<input type="text"/>	<input type="text"/>	<input type="text"/>	<input type="text"/>	<input type="text"/>	<input type="text" value="0"/>
<u>American Indian or Alaska Native</u>	<input type="text"/>	<input type="text"/>	<input type="text"/>	<input type="text"/>	<input type="text"/>	<input type="text"/>	<input type="text" value="0"/>
<u>Asian</u>	<input type="text"/>	<input type="text"/>	<input type="text"/>	<input type="text"/>	<input type="text"/>	<input type="text"/>	<input type="text" value="0"/>
<u>Black or African American</u>	<input type="text"/>	<input type="text"/>	<input type="text"/>	<input type="text"/>	<input type="text"/>	<input type="text"/>	<input type="text" value="0"/>
<u>Native Hawaiian or Other Pacific Islander</u>	<input type="text"/>	<input type="text"/>	<input type="text"/>	<input type="text"/>	<input type="text"/>	<input type="text"/>	<input type="text" value="0"/>
<u>White</u>	<input type="text"/>	<input type="text"/>	<input type="text"/>	<input type="text"/>	<input type="text"/>	<input type="text"/>	<input type="text" value="0"/>
Two or more races	<input type="text"/>	<input type="text"/>	<input type="text"/>	<input type="text"/>	<input type="text"/>	<input type="text"/>	<input type="text" value="0"/>
<u>Race and ethnicity unknown</u>	<input type="text"/>	<input type="text"/>	<input type="text"/>	<input type="text"/>	<input type="text"/>	<input type="text"/>	<input type="text" value="0"/>
<b>Total men</b>	<b>0</b>	<b>0</b>	<b>0</b>	<b>0</b>	<b>0</b>	<b>0</b>	<b>0</b>

**Women**

Gender and race/ethnicity	Academic Rank					No academic rank	Total
	Professors	Associate professors	Assistant professors	Instructors	Lecturers		
Nonresident alien	<input type="text"/>	<input type="text"/>	<input type="text"/>	<input type="text" value="0"/>	<input type="text"/>	<input type="text"/>	<input type="text" value="0"/>
Hispanic/Latino	<input type="text"/>	<input type="text"/>	<input type="text"/>	<input type="text"/>	<input type="text"/>	<input type="text"/>	<input type="text" value="0"/>
American Indian or Alaska Native	<input type="text"/>	<input type="text"/>	<input type="text"/>	<input type="text"/>	<input type="text"/>	<input type="text"/>	<input type="text" value="0"/>
Asian	<input type="text"/>	<input type="text"/>	<input type="text"/>	<input type="text"/>	<input type="text"/>	<input type="text"/>	<input type="text" value="0"/>
Black or African American	<input type="text"/>	<input type="text"/>	<input type="text"/>	<input type="text"/>	<input type="text"/>	<input type="text"/>	<input type="text" value="0"/>
Native Hawaiian or Other Pacific Islander	<input type="text"/>	<input type="text"/>	<input type="text"/>	<input type="text"/>	<input type="text"/>	<input type="text"/>	<input type="text" value="0"/>
White	<input type="text"/>	<input type="text"/>	<input type="text"/>	<input type="text"/>	<input type="text"/>	<input type="text"/>	<input type="text" value="0"/>
Two or more races	<input type="text"/>	<input type="text"/>	<input type="text"/>	<input type="text"/>	<input type="text"/>	<input type="text"/>	<input type="text" value="0"/>
Race and ethnicity unknown	<input type="text"/>	<input type="text"/>	<input type="text"/>	<input type="text"/>	<input type="text"/>	<input type="text"/>	<input type="text" value="0"/>
<b>Total women</b>	<b>0</b>	<b>0</b>	<b>0</b>	<b>0</b>	<b>0</b>	<b>0</b>	<b>0</b>
<b>Total (men+women)</b>	<b>0</b>	<b>0</b>	<b>0</b>	<b>0</b>	<b>0</b>	<b>0</b>	<b>0</b>
<b>Total from prior year</b>							

**Number of Full-time Instructional Staff With Faculty Status Not on Tenure Track - Annual Contract**

- Report Hispanic/Latino individuals of any race as Hispanic/Latino
- Report race for non-Hispanic/Latino individuals only
- Include both Primarily Instruction and Instruction Combined with Research and/or Public Service

Race/ethnicity	Academic Rank					No academic rank		Total
	Professors	Associate professors	Assistant professors	Instructors	Lecturers			
<u>Nonresident alien</u>	<input type="text"/>	<input type="text"/>	<input type="text"/>	<input type="text" value="0"/>	<input type="text"/>		<input type="text"/>	<b>0</b>
<u>Hispanic/Latino</u>	<input type="text"/>	<input type="text"/>	<input type="text"/>	<input type="text" value="1"/>	<input type="text"/>		<input type="text"/>	<b>1</b>
<u>American Indian or Alaska Native</u>	<input type="text"/>	<input type="text"/>	<input type="text"/>	<input type="text" value="0"/>	<input type="text"/>		<input type="text"/>	<b>0</b>
<u>Asian</u>	<input type="text"/>	<input type="text"/>	<input type="text"/>	<input type="text" value="0"/>	<input type="text"/>		<input type="text"/>	<b>0</b>
<u>Black or African American</u>	<input type="text"/>	<input type="text"/>	<input type="text"/>	<input type="text" value="0"/>	<input type="text"/>		<input type="text"/>	<b>0</b>
<u>Native Hawaiian or Other Pacific Islander</u>	<input type="text"/>	<input type="text"/>	<input type="text"/>	<input type="text" value="0"/>	<input type="text"/>		<input type="text"/>	<b>0</b>
<u>White</u>	<input type="text"/>	<input type="text"/>	<input type="text"/>	<input type="text" value="4"/>	<input type="text"/>		<input type="text"/>	<b>4</b>
Two or more races	<input type="text"/>	<input type="text"/>	<input type="text"/>	<input type="text" value="0"/>	<input type="text"/>		<input type="text"/>	<b>0</b>
<u>Race and ethnicity unknown</u>	<input type="text"/>	<input type="text"/>	<input type="text"/>	<input type="text" value="2"/>	<input type="text"/>		<input type="text"/>	<b>2</b>
<b>Total men</b>	<b>0</b>	<b>0</b>	<b>0</b>	<b>7</b>	<b>0</b>		<b>0</b>	<b>7</b>

Race/ethnicity	Academic Rank					No academic rank		Total
	Professors	Associate professors	Assistant professors	Instructors	Lecturers			
Nonresident alien	<input type="text"/>	<input type="text"/>	<input type="text"/>	<input type="text" value="0"/>	<input type="text"/>	<input type="text"/>	<input type="text"/>	<b>0</b>
Hispanic/Latino	<input type="text"/>	<input type="text"/>	<input type="text"/>	<input type="text" value="3"/>	<input type="text"/>	<input type="text"/>	<input type="text"/>	<b>3</b>
American Indian or Alaska Native	<input type="text"/>	<input type="text"/>	<input type="text"/>	<input type="text" value="1"/>	<input type="text"/>	<input type="text"/>	<input type="text"/>	<b>1</b>
Asian	<input type="text"/>	<input type="text"/>	<input type="text"/>	<input type="text" value="1"/>	<input type="text"/>	<input type="text"/>	<input type="text"/>	<b>1</b>
Black or African American	<input type="text"/>	<input type="text"/>	<input type="text"/>	<input type="text" value="0"/>	<input type="text"/>	<input type="text"/>	<input type="text"/>	<b>0</b>
Native Hawaiian or Other Pacific Islander	<input type="text"/>	<input type="text"/>	<input type="text"/>	<input type="text" value="0"/>	<input type="text"/>	<input type="text"/>	<input type="text"/>	<b>0</b>
White	<input type="text"/>	<input type="text"/>	<input type="text"/>	<input type="text" value="10"/>	<input type="text"/>	<input type="text"/>	<input type="text"/>	<b>10</b>
Two or more races	<input type="text"/>	<input type="text"/>	<input type="text"/>	<input type="text" value="1"/>	<input type="text"/>	<input type="text"/>	<input type="text"/>	<b>1</b>
Race and ethnicity unknown	<input type="text"/>	<input type="text"/>	<input type="text"/>	<input type="text" value="1"/>	<input type="text"/>	<input type="text"/>	<input type="text"/>	<b>1</b>
<b>Total women</b>	<b>0</b>	<b>0</b>	<b>0</b>	<b>17</b>	<b>0</b>	<b>0</b>	<b>0</b>	<b>17</b>

Total from prior year		7
-----------------------	--	---

## Part A1 - Full-time Instructional Staff by Academic Rank and Tenure Status - Less-Than-Annual Contract

Number of **Full-time Instructional Staff With Faculty Status Not on Tenure Track - Less-than-annual Contract**

As of November 1, 2021

- Report Hispanic/Latino individuals of any race as Hispanic/Latino
- Report race for non-Hispanic/Latino individuals only
- Include both Primarily Instruction and Instruction Combined with Research and/or Public Service

## Men

Race/ethnicity	Academic Rank					No academic rank	Total
	Professors	Associate professors	Assistant professors	Instructors	Lecturers		
<u>Nonresident alien</u>	<input type="text"/>	<input type="text"/>	<input type="text"/>	<input type="text" value="0"/>	<input type="text"/>	<input type="text"/>	<input type="text" value="0"/>
<u>Hispanic/Latino</u>	<input type="text"/>	<input type="text"/>	<input type="text"/>	<input type="text"/>	<input type="text"/>	<input type="text"/>	<input type="text" value="0"/>
<u>American Indian or Alaska Native</u>	<input type="text"/>	<input type="text"/>	<input type="text"/>	<input type="text"/>	<input type="text"/>	<input type="text"/>	<input type="text" value="0"/>
<u>Asian</u>	<input type="text"/>	<input type="text"/>	<input type="text"/>	<input type="text"/>	<input type="text"/>	<input type="text"/>	<input type="text" value="0"/>
<u>Black or African American</u>	<input type="text"/>	<input type="text"/>	<input type="text"/>	<input type="text"/>	<input type="text"/>	<input type="text"/>	<input type="text" value="0"/>
<u>Native Hawaiian or Other Pacific Islander</u>	<input type="text"/>	<input type="text"/>	<input type="text"/>	<input type="text"/>	<input type="text"/>	<input type="text"/>	<input type="text" value="0"/>
<u>White</u>	<input type="text"/>	<input type="text"/>	<input type="text"/>	<input type="text"/>	<input type="text"/>	<input type="text"/>	<input type="text" value="0"/>
Two or more races	<input type="text"/>	<input type="text"/>	<input type="text"/>	<input type="text"/>	<input type="text"/>	<input type="text"/>	<input type="text" value="0"/>
<u>Race and ethnicity unknown</u>	<input type="text"/>	<input type="text"/>	<input type="text"/>	<input type="text"/>	<input type="text"/>	<input type="text"/>	<input type="text" value="0"/>
<b>Total men</b>	<b>0</b>	<b>0</b>	<b>0</b>	<b>0</b>	<b>0</b>	<b>0</b>	<b>0</b>

## Women

Race/ethnicity	Academic Rank					No academic rank	Total
	Professors	Associate professors	Assistant professors	Instructors	Lecturers		
Nonresident alien	<input type="text"/>	<input type="text"/>	<input type="text"/>	<input type="text" value="0"/>	<input type="text"/>	<input type="text"/>	<input type="text" value="0"/>
Hispanic/Latino	<input type="text"/>	<input type="text"/>	<input type="text"/>	<input type="text"/>	<input type="text"/>	<input type="text"/>	<input type="text" value="0"/>
American Indian or Alaska Native	<input type="text"/>	<input type="text"/>	<input type="text"/>	<input type="text"/>	<input type="text"/>	<input type="text"/>	<input type="text" value="0"/>
Asian	<input type="text"/>	<input type="text"/>	<input type="text"/>	<input type="text"/>	<input type="text"/>	<input type="text"/>	<input type="text" value="0"/>
Black or African American	<input type="text"/>	<input type="text"/>	<input type="text"/>	<input type="text"/>	<input type="text"/>	<input type="text"/>	<input type="text" value="0"/>
Native Hawaiian or Other Pacific Islander	<input type="text"/>	<input type="text"/>	<input type="text"/>	<input type="text"/>	<input type="text"/>	<input type="text"/>	<input type="text" value="0"/>
White	<input type="text"/>	<input type="text"/>	<input type="text"/>	<input type="text"/>	<input type="text"/>	<input type="text"/>	<input type="text" value="0"/>
Two or more races	<input type="text"/>	<input type="text"/>	<input type="text"/>	<input type="text"/>	<input type="text"/>	<input type="text"/>	<input type="text" value="0"/>
Race and ethnicity unknown	<input type="text"/>	<input type="text"/>	<input type="text"/>	<input type="text"/>	<input type="text"/>	<input type="text"/>	<input type="text" value="0"/>
<b>Total women</b>	<b>0</b>	<b>0</b>	<b>0</b>	<b>0</b>	<b>0</b>	<b>0</b>	<b>0</b>
<b>Total (men+women)</b>	<b>0</b>	<b>0</b>	<b>0</b>	<b>0</b>	<b>0</b>	<b>0</b>	<b>0</b>
<b>Total from prior year</b>							

## Part A1 - Full-time Instructional Staff by Academic Rank and Tenure Status - Indefinite duration contract

Number of **Full-time Instructional Staff With Faculty Status Not on Tenure Track - Indefinite duration contract**

As of November 1, 2021

- Report Hispanic/Latino individuals of any race as Hispanic/Latino
- Report race for non-Hispanic/Latino individuals only
- Include both Primarily Instruction and Instruction Combined with Research and/or Public Service

## Men

Gender and race/ethnicity	Academic Rank					No academic rank	Total
	Professors	Associate professors	Assistant professors	Instructors	Lecturers		
<u>Nonresident alien</u>	<input type="text"/>	<input type="text"/>	<input type="text"/>	<input type="text" value="0"/>	<input type="text"/>	<input type="text"/>	<input type="text" value="0"/>
<u>Hispanic/Latino</u>	<input type="text"/>	<input type="text"/>	<input type="text"/>	<input type="text"/>	<input type="text"/>	<input type="text"/>	<input type="text" value="0"/>
<u>American Indian or Alaska Native</u>	<input type="text"/>	<input type="text"/>	<input type="text"/>	<input type="text"/>	<input type="text"/>	<input type="text"/>	<input type="text" value="0"/>
<u>Asian</u>	<input type="text"/>	<input type="text"/>	<input type="text"/>	<input type="text"/>	<input type="text"/>	<input type="text"/>	<input type="text" value="0"/>
<u>Black or African American</u>	<input type="text"/>	<input type="text"/>	<input type="text"/>	<input type="text"/>	<input type="text"/>	<input type="text"/>	<input type="text" value="0"/>
<u>Native Hawaiian or Other Pacific Islander</u>	<input type="text"/>	<input type="text"/>	<input type="text"/>	<input type="text"/>	<input type="text"/>	<input type="text"/>	<input type="text" value="0"/>
<u>White</u>	<input type="text"/>	<input type="text"/>	<input type="text"/>	<input type="text"/>	<input type="text"/>	<input type="text"/>	<input type="text" value="0"/>
Two or more races	<input type="text"/>	<input type="text"/>	<input type="text"/>	<input type="text"/>	<input type="text"/>	<input type="text"/>	<input type="text" value="0"/>
<u>Race and ethnicity unknown</u>	<input type="text"/>	<input type="text"/>	<input type="text"/>	<input type="text"/>	<input type="text"/>	<input type="text"/>	<input type="text" value="0"/>
<b>Total men</b>	<b>0</b>	<b>0</b>	<b>0</b>	<b>0</b>	<b>0</b>	<b>0</b>	<b>0</b>

## Women

Gender and race/ethnicity	Academic Rank					No academic rank	Total
	Professors	Associate professors	Assistant professors	Instructors	Lecturers		
Nonresident alien	<input type="text"/>	<input type="text"/>	<input type="text"/>	<input type="text" value="0"/>	<input type="text"/>	<input type="text"/>	<input type="text" value="0"/>
Hispanic/Latino	<input type="text"/>	<input type="text"/>	<input type="text"/>	<input type="text"/>	<input type="text"/>	<input type="text"/>	<input type="text" value="0"/>
American Indian or Alaska Native	<input type="text"/>	<input type="text"/>	<input type="text"/>	<input type="text"/>	<input type="text"/>	<input type="text"/>	<input type="text" value="0"/>
Asian	<input type="text"/>	<input type="text"/>	<input type="text"/>	<input type="text"/>	<input type="text"/>	<input type="text"/>	<input type="text" value="0"/>
Black or African American	<input type="text"/>	<input type="text"/>	<input type="text"/>	<input type="text"/>	<input type="text"/>	<input type="text"/>	<input type="text" value="0"/>
Native Hawaiian or Other Pacific Islander	<input type="text"/>	<input type="text"/>	<input type="text"/>	<input type="text"/>	<input type="text"/>	<input type="text"/>	<input type="text" value="0"/>
White	<input type="text"/>	<input type="text"/>	<input type="text"/>	<input type="text"/>	<input type="text"/>	<input type="text"/>	<input type="text" value="0"/>
Two or more races	<input type="text"/>	<input type="text"/>	<input type="text"/>	<input type="text"/>	<input type="text"/>	<input type="text"/>	<input type="text" value="0"/>
Race and ethnicity unknown	<input type="text"/>	<input type="text"/>	<input type="text"/>	<input type="text"/>	<input type="text"/>	<input type="text"/>	<input type="text" value="0"/>
<b>Total women</b>	<b>0</b>	<b>0</b>	<b>0</b>	<b>0</b>	<b>0</b>	<b>0</b>	<b>0</b>
<b>Total (men+women)</b>	<b>0</b>	<b>0</b>	<b>0</b>	<b>0</b>	<b>0</b>	<b>0</b>	<b>0</b>
Total from prior year							



## Part A1 - Full-time Instructional Staff - Without Faculty Status

Number of **Full-time Instructional Staff Without Faculty Status**

As of November 1, 2021

- Report Hispanic/Latino individuals of any race as Hispanic/Latino
- Report race for non-Hispanic/Latino individuals only
- Include both Primarily Instruction and Instruction Combined with Research and/or Public Service

## Men

Race/ethnicity	Without Faculty Status
<u>Nonresident alien</u>	<input type="text" value="0"/>
<u>Hispanic/Latino</u>	<input type="text"/>
<u>American Indian or Alaska Native</u>	<input type="text"/>
<u>Asian</u>	<input type="text"/>
<u>Black or African American</u>	<input type="text"/>
<u>Native Hawaiian or Other Pacific Islander</u>	<input type="text"/>
<u>White</u>	<input type="text"/>
Two or more races	<input type="text"/>
<u>Race and ethnicity unknown</u>	<input type="text"/>
<b>Total men</b>	<b>0</b>

## Women

Race/ethnicity	Without Faculty Status
Nonresident alien	<input type="text" value="0"/>
Hispanic/Latino	<input type="text"/>
American Indian or Alaska Native	<input type="text"/>
Asian	<input type="text"/>
Black or African American	<input type="text"/>
Native Hawaiian or Other Pacific Islander	<input type="text"/>
White	<input type="text"/>
Two or more races	<input type="text"/>
Race and ethnicity unknown	<input type="text"/>
<b>Total women</b>	<b>0</b>

<b>Total (men+women)</b>	<b>0</b>
Total from prior year	



Part A3 - Full-time Instructional Staff - Totals

Total number of Full-time Instructional Staff

As of November 1, 2021

Race/ethnicity	Total men	Total women	Total (men+women)
Nonresident alien	0	0	0
Hispanic/Latino	17	15	32
American Indian or Alaska Native	1	1	2
Asian	8	11	19
Black or African American	1	2	3
Native Hawaiian or Other Pacific Islander	0	0	0
White	137	162	299
Two or more races	3	7	10
Race and ethnicity unknown	11	10	21
Total	178	208	386
Total from prior year			381

## Part B1 - Full-time Non-instructional Staff by Occupational Category

Number of **Full-time** Non-instructional Staff by Occupational Category

As of November 1, 2021

- Report Hispanic/Latino individuals of any race as Hispanic/Latino
- Report race for non-Hispanic/Latino individuals only

## Men

Race/ethnicity	<u>Instructional Staff</u> (carried forward from Part A)	<u>Research staff</u>	<u>Public Service staff</u>
<u>Nonresident alien</u>	0	<input type="text" value="0"/>	<input type="text" value="0"/>
<u>Hispanic/Latino</u>	17	<input type="text"/>	<input type="text"/>
<u>American Indian or Alaska Native</u>	1	<input type="text"/>	<input type="text"/>
<u>Asian</u>	8	<input type="text"/>	<input type="text"/>
<u>Black or African American</u>	1	<input type="text"/>	<input type="text"/>
<u>Native Hawaiian or Other Pacific Islander</u>	0	<input type="text"/>	<input type="text"/>
<u>White</u>	137	<input type="text"/>	<input type="text"/>
Two or more races	3	<input type="text"/>	<input type="text"/>
<u>Race and ethnicity unknown</u>	11	<input type="text"/>	<input type="text"/>
<b>Total men</b>	<b>178</b>	<b>0</b>	<b>0</b>

## Women

Race/ethnicity	<u>Instructional Staff</u> (carried forward from Part A)	<u>Research staff</u>	<u>Public Service staff</u>
Nonresident alien	0	<input type="text" value="0"/>	<input type="text" value="0"/>
Hispanic/Latino	15	<input type="text"/>	<input type="text"/>
American Indian or Alaska Native	1	<input type="text"/>	<input type="text"/>
Asian	11	<input type="text"/>	<input type="text"/>
Black or African American	2	<input type="text"/>	<input type="text"/>
Native Hawaiian or Other Pacific Islander	0	<input type="text"/>	<input type="text"/>
White	162	<input type="text"/>	<input type="text"/>
Two or more races	7	<input type="text"/>	<input type="text"/>
Race and ethnicity unknown	10	<input type="text"/>	<input type="text"/>
<b>Total women</b>	<b>208</b>	<b>0</b>	<b>0</b>

<b>Total (men+women)</b>	<b>386</b>	<b>0</b>	<b>0</b>
<b>Total from prior year</b>	<b>381</b>		

## Part B1 - Full-time Non-instructional Staff by Occupational Category

Number of **Full-time** Non-instructional Staff by Occupational Category

As of November 1, 2021

- Report Hispanic/Latino individuals of any race as Hispanic/Latino
- Report race for non-Hispanic/Latino individuals only

## Men

Race/ethnicity	<u>Archivists, Curators, and Museum Technicians</u> 25-4010	<u>Librarians and Media Collections Specialists</u> 25-4020	<u>Library Technicians</u> 25-4030	<b>i</b> <u>Student and Academic Affairs and Other Education Services Occupations</u> 25-2000 + 25-3000 + 25-9000
<u>Nonresident alien</u>	<input type="text"/>	<input type="text"/>	<input type="text" value="0"/>	<input type="text" value="0"/>
<u>Hispanic/Latino</u>	<input type="text"/>	<input type="text"/>	<input type="text" value="0"/>	<input type="text" value="1"/>
<u>American Indian or Alaska Native</u>	<input type="text"/>	<input type="text"/>	<input type="text" value="0"/>	<input type="text" value="0"/>
<u>Asian</u>	<input type="text"/>	<input type="text"/>	<input type="text" value="2"/>	<input type="text" value="3"/>
<u>Black or African American</u>	<input type="text"/>	<input type="text"/>	<input type="text" value="0"/>	<input type="text" value="3"/>
<u>Native Hawaiian or Other Pacific Islander</u>	<input type="text"/>	<input type="text"/>	<input type="text" value="0"/>	<input type="text" value="0"/>
<u>White</u>	<input type="text"/>	<input type="text" value="1"/>	<input type="text" value="2"/>	<input type="text" value="26"/>
Two or more races	<input type="text"/>	<input type="text" value="0"/>	<input type="text" value="0"/>	<input type="text" value="0"/>
<u>Race and ethnicity unknown</u>	<input type="text"/>	<input type="text" value="0"/>	<input type="text" value="0"/>	<input type="text" value="1"/>
<b>Total men</b>	<b>0</b>	<b>1</b>	<b>4</b>	<b>34</b>

## Women

Race/ethnicity	<u>Archivists, Curators, and Museum Technicians</u> 25-4010	<u>Librarians and Media Collections Specialists</u> 25-4020	<u>Library Technicians</u> 25-4030	<u>Student and Academic Affairs and Other Education Services Occupations</u> 25-2000 + 25-3000 + 25-9000
Nonresident alien	<input type="text"/>	<input type="text" value="0"/>	<input type="text" value="0"/>	<input type="text" value="0"/>
Hispanic/Latino	<input type="text"/>	<input type="text" value="1"/>	<input type="text" value="0"/>	<input type="text" value="5"/>
American Indian or Alaska Native	<input type="text"/>	<input type="text" value="0"/>	<input type="text" value="0"/>	<input type="text" value="0"/>
Asian	<input type="text"/>	<input type="text" value="2"/>	<input type="text" value="2"/>	<input type="text" value="4"/>
Black or African American	<input type="text"/>	<input type="text" value="0"/>	<input type="text" value="1"/>	<input type="text" value="1"/>
Native Hawaiian or Other Pacific Islander	<input type="text"/>	<input type="text" value="0"/>	<input type="text" value="0"/>	<input type="text" value="0"/>
White	<input type="text"/>	<input type="text" value="8"/>	<input type="text" value="11"/>	<input type="text" value="20"/>
Two or more races	<input type="text"/>	<input type="text" value="0"/>	<input type="text" value="1"/>	<input type="text" value="0"/>
Race and ethnicity unknown	<input type="text"/>	<input type="text" value="0"/>	<input type="text" value="1"/>	<input type="text" value="1"/>
<b>Total women</b>	<b>0</b>	<b>11</b>	<b>16</b>	<b>31</b>
<b>Total (men+women)</b>	<b>0</b>	<b>12</b>	<b>20</b>	<b>65</b>
<b>Total from prior year</b>		<b>11</b>	<b>20</b>	<b>76</b>

## Part B1 - Full-time Non-instructional Staff by Occupational Category

Number of **Full-time** Non-instructional Staff by Occupational Category

As of November 1, 2021

- Report Hispanic/Latino individuals of any race as Hispanic/Latino
- Report race for non-Hispanic/Latino individuals only

## Men

Race/ethnicity	<u>Management Occupations</u> 11-0000	<u>Business and Financial Operations Occupations</u> 13-0000	<u>Computer, Engineering, and Science Occupations</u> 15-0000 + 17-0000 + 19-0000	<u>Community, Social Service, Legal, Arts, Design, Entertainment, Sports, and Media Occupations</u> 21-0000 + 23-0000 + 27-0000	<u>Healthcare Practitioners and Technical Occupations</u> 29-0000
<u>Nonresident alien</u>	<input type="text" value="0"/>	<input type="text" value="0"/>	<input type="text" value="0"/>	<input type="text" value="0"/>	<input type="text" value="0"/>
<u>Hispanic/Latino</u>	<input type="text" value="11"/>	<input type="text" value="0"/>	<input type="text" value="6"/>	<input type="text" value="11"/>	<input type="text" value=""/>
<u>American Indian or Alaska Native</u>	<input type="text" value="0"/>	<input type="text" value="0"/>	<input type="text" value="1"/>	<input type="text" value="0"/>	<input type="text" value=""/>
<u>Asian</u>	<input type="text" value="4"/>	<input type="text" value="1"/>	<input type="text" value="16"/>	<input type="text" value="1"/>	<input type="text" value=""/>
<u>Black or African American</u>	<input type="text" value="3"/>	<input type="text" value="2"/>	<input type="text" value="6"/>	<input type="text" value="5"/>	<input type="text" value=""/>
<u>Native Hawaiian or Other Pacific Islander</u>	<input type="text" value="0"/>	<input type="text" value="0"/>	<input type="text" value="0"/>	<input type="text" value="0"/>	<input type="text" value=""/>
<u>White</u>	<input type="text" value="42"/>	<input type="text" value="11"/>	<input type="text" value="66"/>	<input type="text" value="35"/>	<input type="text" value=""/>
Two or more races	<input type="text" value="2"/>	<input type="text" value="2"/>	<input type="text" value="6"/>	<input type="text" value="2"/>	<input type="text" value=""/>
<u>Race and ethnicity unknown</u>	<input type="text" value="3"/>	<input type="text" value="0"/>	<input type="text" value="4"/>	<input type="text" value="3"/>	<input type="text" value=""/>
<b>Total men</b>	<b>65</b>	<b>16</b>	<b>105</b>	<b>57</b>	<b>0</b>

## Women

Race/ethnicity	<u>Management Occupations</u> 11-0000	<u>Business and Financial Operations Occupations</u> 13-0000	<u>Computer, Engineering, and Science Occupations</u> 15-0000 + 17-0000 + 19-0000	<u>Community, Social Service, Legal, Arts, Design, Entertainment, Sports, and Media Occupations</u> 21-0000 + 23-0000 + 27-0000	<u>Healthcare Practitioners and Technical Occupations</u> 29-0000
Nonresident alien	<input type="text" value="0"/>	<input type="text" value="1"/>	<input type="text" value="0"/>	<input type="text" value="0"/>	<input type="text" value="0"/>
Hispanic/Latino	<input type="text" value="10"/>	<input type="text" value="7"/>	<input type="text" value="3"/>	<input type="text" value="20"/>	<input type="text" value=""/>
American Indian or Alaska Native	<input type="text" value="0"/>	<input type="text" value="0"/>	<input type="text" value="0"/>	<input type="text" value="0"/>	<input type="text" value=""/>
Asian	<input type="text" value="3"/>	<input type="text" value="5"/>	<input type="text" value="12"/>	<input type="text" value="9"/>	<input type="text" value=""/>
Black or African American	<input type="text" value="1"/>	<input type="text" value="1"/>	<input type="text" value="4"/>	<input type="text" value="12"/>	<input type="text" value=""/>
Native Hawaiian or Other Pacific Islander	<input type="text" value="0"/>	<input type="text" value="1"/>	<input type="text" value="0"/>	<input type="text" value="2"/>	<input type="text" value=""/>
White	<input type="text" value="62"/>	<input type="text" value="47"/>	<input type="text" value="32"/>	<input type="text" value="136"/>	<input type="text" value=""/>
Two or more races	<input type="text" value="4"/>	<input type="text" value="1"/>	<input type="text" value="3"/>	<input type="text" value="7"/>	<input type="text" value=""/>
Race and ethnicity unknown	<input type="text" value="3"/>	<input type="text" value="0"/>	<input type="text" value="3"/>	<input type="text" value="6"/>	<input type="text" value=""/>
<b>Total women</b>	<b>83</b>	<b>63</b>	<b>57</b>	<b>192</b>	<b>0</b>

Total (men+women)	148	79	162	249	0
Total from prior year	163	80	157	227	

## Part B1 - Full-time Non-instructional Staff by Occupational Category

Number of **Full-time** Non-instructional Staff by Occupational Category

As of November 1, 2021

- Report Hispanic/Latino individuals of any race as Hispanic/Latino
- Report race for non-Hispanic/Latino individuals only

## Men

Race/ethnicity	<u>Service Occupations</u> 31-0000 + 33-0000 + 35-0000 + 37-0000 + 39-0000	<u>Sales and Related Occupations</u> 41-0000	<u>Office and Administrative Support Occupations</u> 43-0000	<u>Natural Resources, Construction, and Maintenance Occupations</u> 45-0000 + 47-0000 + 49-0000	<u>Production, Transportation, and Material Moving Occupations</u> 51-0000 + 53-0000	Grand Total (All full-time staff)
<u>Nonresident alien</u>	<input type="text" value="0"/>	<input type="text" value="0"/>	<input type="text" value="0"/>	<input type="text" value="0"/>	<input type="text" value="0"/>	<b>0</b>
<u>Hispanic/Latino</u>	<input type="text" value="15"/>	<input type="text" value=""/>	<input type="text" value="9"/>	<input type="text" value="1"/>	<input type="text" value="0"/>	<b>71</b>
<u>American Indian or Alaska Native</u>	<input type="text" value="2"/>	<input type="text" value=""/>	<input type="text" value="0"/>	<input type="text" value="2"/>	<input type="text" value="0"/>	<b>6</b>
<u>Asian</u>	<input type="text" value="10"/>	<input type="text" value=""/>	<input type="text" value="3"/>	<input type="text" value="0"/>	<input type="text" value="0"/>	<b>48</b>
<u>Black or African American</u>	<input type="text" value="8"/>	<input type="text" value=""/>	<input type="text" value="1"/>	<input type="text" value="0"/>	<input type="text" value="1"/>	<b>30</b>
<u>Native Hawaiian or Other Pacific Islander</u>	<input type="text" value="0"/>	<input type="text" value=""/>	<input type="text" value="1"/>	<input type="text" value="1"/>	<input type="text" value="0"/>	<b>2</b>
<u>White</u>	<input type="text" value="45"/>	<input type="text" value=""/>	<input type="text" value="32"/>	<input type="text" value="14"/>	<input type="text" value="3"/>	<b>414</b>
Two or more races	<input type="text" value="2"/>	<input type="text" value=""/>	<input type="text" value="1"/>	<input type="text" value="0"/>	<input type="text" value="0"/>	<b>18</b>
<u>Race and ethnicity unknown</u>	<input type="text" value="5"/>	<input type="text" value=""/>	<input type="text" value="2"/>	<input type="text" value="2"/>	<input type="text" value="0"/>	<b>31</b>
<b>Total men</b>	<b>87</b>	<b>0</b>	<b>49</b>	<b>20</b>	<b>4</b>	<b>620</b>

## Women

Race/ethnicity	<u>Service Occupations</u> 31-0000 + 33-0000 + 35-0000 + 37-0000 + 39-0000	<u>Sales and Related Occupations</u> 41-0000	<u>Office and Administrative Support Occupations</u> 43-0000	<u>Natural Resources, Construction, and Maintenance Occupations</u> 45-0000 + 47-0000 + 49-0000	<u>Production, Transportation, and Material Moving Occupations</u> 51-0000 + 53-0000	Grand Total (All full-time staff)
Nonresident alien	<input type="text" value="0"/>	<input type="text" value="0"/>	<input type="text" value="0"/>	<input type="text" value="0"/>	<input type="text" value="0"/>	<b>1</b>
Hispanic/Latino	<input type="text" value="14"/>	<input type="text" value="0"/>	<input type="text" value="17"/>	<input type="text" value="0"/>	<input type="text" value="0"/>	<b>92</b>
American Indian or Alaska Native	<input type="text" value="0"/>	<input type="text" value="0"/>	<input type="text" value="3"/>	<input type="text" value="0"/>	<input type="text" value="0"/>	<b>4</b>
Asian	<input type="text" value="2"/>	<input type="text" value="0"/>	<input type="text" value="15"/>	<input type="text" value="0"/>	<input type="text" value="0"/>	<b>65</b>
Black or African American	<input type="text" value="4"/>	<input type="text" value="0"/>	<input type="text" value="8"/>	<input type="text" value="0"/>	<input type="text" value="0"/>	<b>34</b>
Native Hawaiian or Other Pacific Islander	<input type="text" value="0"/>	<input type="text" value="0"/>	<input type="text" value="0"/>	<input type="text" value="0"/>	<input type="text" value="0"/>	<b>3</b>
White	<input type="text" value="14"/>	<input type="text" value="5"/>	<input type="text" value="126"/>	<input type="text" value="1"/>	<input type="text" value="0"/>	<b>624</b>
Two or more races	<input type="text" value="0"/>	<input type="text" value="1"/>	<input type="text" value="8"/>	<input type="text" value="0"/>	<input type="text" value="0"/>	<b>32</b>




Race and ethnicity unknown	<div>5</div>	<div>0</div>	<div>10</div>	<div>0</div>	<div>0</div>	<div>39</div>
Total women	39	6	187	1	0	894
Total (men+women)	126	6	236	21	4	1,514
Total from prior year	135	7	242	23	5	1,527

## Part B2 - Full-time Non-instructional Staff by Occupational Category and Tenure Status

Number of **Full-time** Non-instructional Staff

As of November 1, 2021

Occupational category	With <u>Faculty Status</u>						Without Faculty Status	Total
	<u>Tenured</u>	<u>On Tenure Track</u>	<u>Not on Tenure Track</u>					
			<u>Multi-year</u>	<u>Annual contract</u>	<u>Less-than-annual contract</u>	<u>Indefinite duration (continuing or at-will)</u>		
<u>Research staff</u>	<input type="text"/>	<input type="text" value="0"/>	<input type="text" value="0"/>	<input type="text"/>	<input type="text"/>	<input type="text"/>	<input type="text" value="0"/>	<input type="text" value="0"/>
<u>Public Service staff</u>	<input type="text"/>	<input type="text"/>	<input type="text"/>	<input type="text"/>	<input type="text"/>	<input type="text"/>	<input type="text" value="0"/>	<input type="text" value="0"/>
<u>Archivists, Curators, and Museum Technicians</u> 25-4010	<input type="text"/>	<input type="text"/>	<input type="text"/>	<input type="text"/>	<input type="text"/>	<input type="text"/>	<input type="text" value="0"/>	<input type="text" value="0"/>
<u>Librarians and Media Collections Specialists</u> 25-4020	<input type="text" value="10"/>	<input type="text" value="2"/>	<input type="text"/>	<input type="text"/>	<input type="text"/>	<input type="text"/>	<input type="text" value="0"/>	<input type="text" value="12"/>
<u>Library Technicians</u> 25-4030	<input type="text"/>	<input type="text"/>	<input type="text"/>	<input type="text"/>	<input type="text"/>	<input type="text"/>	<input type="text" value="20"/>	<input type="text" value="20"/>
<u> Student and Academic Affairs and Other Education Services Occupations</u> 25-2000 + 25-3000 + 25-9000	<input type="text"/>	<input type="text"/>	<input type="text"/>	<input type="text"/>	<input type="text"/>	<input type="text"/>	<input type="text" value="65"/>	<input type="text" value="65"/>
<u>Management Occupations</u> 11-0000	<input type="text" value="12"/>	<input type="text"/>	<input type="text"/>	<input type="text"/>	<input type="text"/>	<input type="text"/>	<input type="text" value="136"/>	<input type="text" value="148"/>
<u>Business and Financial Operations Occupations</u> 13-0000	<input type="text"/>	<input type="text"/>	<input type="text"/>	<input type="text"/>	<input type="text"/>	<input type="text"/>	<input type="text" value="79"/>	<input type="text" value="79"/>
<u>Computer, Engineering, and Science Occupations</u> 15-0000 + 17-0000 + 19-0000	<input type="text"/>	<input type="text"/>	<input type="text"/>	<input type="text"/>	<input type="text"/>	<input type="text"/>	<input type="text" value="162"/>	<input type="text" value="162"/>
<u>Community, Social Service, Legal, Arts, Design, Entertainment, Sports, and Media Occupations</u> 21-0000 + 23-0000 + 27-0000	<input type="text" value="12"/>	<input type="text" value="6"/>	<input type="text"/>	<input type="text" value="1"/>	<input type="text"/>	<input type="text"/>	<input type="text" value="230"/>	<input type="text" value="249"/>
<u>Healthcare Practitioners and Technical Occupations</u> 29-0000	<input type="text"/>	<input type="text"/>	<input type="text"/>	<input type="text"/>	<input type="text"/>	<input type="text"/>	<input type="text"/>	<input type="text" value="0"/>
<b>Total</b>	<b>34</b>	<b>8</b>	<b>0</b>	<b>1</b>	<b>0</b>	<b>0</b>	<b>692</b>	<b>735</b>
<b>Total from prior year</b>	<b>34</b>	<b>4</b>	<b>0</b>		<b>0</b>		<b>696</b>	<b>734</b>

## Part C - Full-time Summary

## Summary of Full-time Staff

As of November 1, 2021

- Data will not be generated on this screen until the relevant screens in the previous section have been completed.

Occupational category		With Faculty Status					Without Faculty Status	Total	
		Tenured	On Tenure Track	Not on Tenure Track					
				Multi-year	Annual contract	Less-than-annual contract			Indefinite duration (continuing or at-will)
Primarily Instruction		319	43	0	24	0	0	0	386
	Exclusively credit	296	38	0	22				356
	Exclusively not-for-credit	6	0	0	0				6
	Combined credit/not-for-credit	17	5	0	2				24
Instruction/research/public service staff									0
Research staff			0	0				0	0
Public Service staff								0	0
Archivists, Curators, and Museum Technicians 25-4010								0	0
Librarians and Media Collections Specialists 25-4020		10	2					0	12
Library Technicians 25-4030								20	20
Student and Academic Affairs and Other Education Services Occupations 25-2000 + 25-3000 + 25-9000								65	65
Management Occupations 11-0000		12						136	148
Business and Financial Operations Occupations 13-0000								79	79
Computer, Engineering, and Science Occupations 15-0000 + 17-0000 + 19-0000								162	162
Community, Social Service, Legal, Arts, Design, Entertainment, Sports, and Media Occupations 21-0000 + 23-0000 + 27-0000		12	6		1			230	249
Healthcare Practitioners and Technical Occupations 29-0000									0
Service Occupations 31-0000 + 33-0000 + 35-0000 + 37-0000 + 39-0000									126
Sales and Related Occupations 41-0000									6
Office and Administrative Support Occupations 43-0000									236
Natural Resources, Construction, and Maintenance Occupations 45-0000 + 47-0000 + 49-0000									21
Production, Transportation, and Material Moving Occupations 51-0000 + 53-0000									4
Total									1,514

## Part G1 - Salaries Worksheet

Number of **Full-time Instructional Staff** For Calculation of Total Number of Months

Annual Salary, 2021-22

- Report the number of instructional staff based on the number of months to be worked
- Months reported should correspond with the number of months that staff worked (which may differ from the number of months over which they are paid)
- Include **ONLY** full-time instructional staff
- Include instructional staff *with* faculty status and *without* faculty status
- Include instructional staff regardless of tenure status

## Men

Gender and academic rank	i Months worked					Total Staff	i Total staff for salary reporting
	12 months	11 months	10 months	9 months	< 9 months		
Professors	<input type="text"/>	<input type="text"/>	<input type="text"/>	<input type="text"/>	<input type="text"/>	0	0
Associate professors	<input type="text"/>	<input type="text"/>	<input type="text"/>	<input type="text"/>	<input type="text"/>	0	0
Assistant professors	<input type="text"/>	<input type="text"/>	<input type="text"/>	<input type="text"/>	<input type="text"/>	0	0
Instructors	<input type="text"/>	<input type="text"/>	178	<input type="text"/>	<input type="text"/>	178	178
Lecturers	<input type="text"/>	<input type="text"/>	<input type="text"/>	<input type="text"/>	<input type="text"/>	0	0
No academic rank	<input type="text"/>	<input type="text"/>	<input type="text"/>	<input type="text"/>	<input type="text"/>	0	0
<b>Total men</b>	0	0	178	0	0	178	178
Total men full-time instructional staff from Part A						178	

## Women

Gender and academic rank	i Months worked					Total Staff	i Total staff for salary reporting
	12 months	11 months	10 months	9 months	< 9 months		
Professors	<input type="text"/>	<input type="text"/>	<input type="text"/>	<input type="text"/>	<input type="text"/>	0	0
Associate professors	<input type="text"/>	<input type="text"/>	<input type="text"/>	<input type="text"/>	<input type="text"/>	0	0
Assistant professors	<input type="text"/>	<input type="text"/>	<input type="text"/>	<input type="text"/>	<input type="text"/>	0	0
Instructors	<input type="text"/>	<input type="text"/>	208	<input type="text"/>	<input type="text"/>	208	208
Lecturers	<input type="text"/>	<input type="text"/>	<input type="text"/>	<input type="text"/>	<input type="text"/>	0	0
No academic rank	<input type="text"/>	<input type="text"/>	<input type="text"/>	<input type="text"/>	<input type="text"/>	0	0
<b>Total women</b>	0	0	208	0	0	208	208
Total women full-time instructional staff from Part A						208	

<b>Total (men+women)</b>	0	0	386	0	0	386	386
Total (men+women) full-time instructional staff from Part A						386	

## Part G2 - Salary Outlays for Instructional Staff

**Salary Outlays for Full-time Instructional Staff**

Annual Salary Outlays, 2021-22

- Report the TOTAL ANNUAL salary outlays for the full-time instructional staff reported in the 12 months, 11 months, 10 months, and 9 months columns on the previous screen, Part G1 – Salaries Worksheet
- Using the TOTAL ANNUAL salary outlays data provided, the system will calculate the Equated 9 months by academic rank and gender.

**Men**

Gender and academic rank	Total staff for salary reporting (from Part G, screen 1)	Salary Outlays				
		12 months	11 months	10 months	9 months	Equated 9 months
Professors	0	<input type="text"/>	<input type="text"/>	<input type="text"/>	<input type="text"/>	0
Associate professors	0	<input type="text"/>	<input type="text"/>	<input type="text"/>	<input type="text"/>	0
Assistant professors	0	<input type="text"/>	<input type="text"/>	<input type="text"/>	<input type="text"/>	0
Instructors	178	<input type="text"/>	<input type="text"/>	14,955,608	<input type="text"/>	13,460,047
Lecturers	0	<input type="text"/>	<input type="text"/>	<input type="text"/>	<input type="text"/>	0
No academic rank	0	<input type="text"/>	<input type="text"/>	<input type="text"/>	<input type="text"/>	0
<b>Total men</b>	<b>178</b>	<b>0</b>	<b>0</b>	<b>14,955,608</b>	<b>0</b>	<b>13,460,047</b>

**Women**

Gender and academic rank	Total staff for salary reporting (from Part G, screen 1)	Salary Outlays				
		12 months	11 months	10 months	9 months	Equated 9 months
Professors	0	<input type="text"/>	<input type="text"/>	<input type="text"/>	<input type="text"/>	0
Associate professors	0	<input type="text"/>	<input type="text"/>	<input type="text"/>	<input type="text"/>	0
Assistant professors	0	<input type="text"/>	<input type="text"/>	<input type="text"/>	<input type="text"/>	0
Instructors	208	<input type="text"/>	<input type="text"/>	16,907,973	<input type="text"/>	15,217,176
Lecturers	0	<input type="text"/>	<input type="text"/>	<input type="text"/>	<input type="text"/>	0
No academic rank	0	<input type="text"/>	<input type="text"/>	<input type="text"/>	<input type="text"/>	0
<b>Total women</b>	<b>208</b>	<b>0</b>	<b>0</b>	<b>16,907,973</b>	<b>0</b>	<b>15,217,176</b>


<b>Total (men + women)</b>	<b>386</b>	<b>0</b>	<b>0</b>	<b>31,863,581</b>	<b>0</b>	<b>28,677,223</b>
----------------------------	------------	----------	----------	-------------------	----------	-------------------

Part G3 - Average Salaries for Instructional Staff by Academic Rank

Average Salary by academic rank for Full-time Instructional Staff

Annual Average Salaries, 2021-22

Men

Gender and academic rank	Total staff for salary reporting (from Part G, screen 1)	Annual Average Salaries				
		12 months	11 months	10 months	9 months	 Equated 9 months
Professors	0					
Associate professors	0					
Assistant professors	0					
Instructors	178			84,020		75,618
Lecturers	0					
No academic rank	0					
Total men	178			84,020		75,618



Women

Gender and academic rank	Total staff for salary reporting (from Part G, screen 1)	Annual Average Salaries				
		12 months	11 months	10 months	9 months	 Equated 9 months
Professors	0					
Associate professors	0					
Assistant professors	0					
Instructors	208			81,288		73,159
Lecturers	0					
No academic rank	0					
Total women	208			81,288		73,159
Total (men+women)	386			82,548		74,293

## Part G4 - Salary Outlays for Non-instructional Staff

Salary Outlays for **Full-time** Non-instructional Staff

Annual Salary Outlays, 2021-22

Occupational category	 Number of full-time staff (carried forward from the Part B - FT, non-instructional staff screens)	 Total annual salary outlays
<u>Research staff</u>	0	<input type="text" value="0"/>
<u>Public Service staff</u>	0	<input type="text" value="0"/>
<u>Library and Student and Academic Affairs and Other Education Services Occupations</u> 25-4000 + 25-2000 + 25-3000 + 25-9000	97	<input type="text" value="6,628,546"/>
<u>Management Occupations</u> 11-0000	148	<input type="text" value="16,404,462"/>
<u>Business and Financial Operations Occupations</u> 13-0000	79	<input type="text" value="5,903,504"/>
<u>Computer, Engineering, and Science Occupations</u> 15-0000 + 17-0000 + 19-0000	162	<input type="text" value="12,490,478"/>
<u>Community, Social Service, Legal, Arts, Design, Entertainment, Sports, and Media Occupations</u> 21-0000 + 23-0000 + 27-0000	249	<input type="text" value="17,421,242"/>
<u>Healthcare Practitioners and Technical Occupations</u> 29-0000	0	<input type="text" value="0"/>
<u>Service Occupations</u> 31-0000 + 33-0000 + 35-0000 + 37-0000 + 39-0000	126	<input type="text" value="6,607,555"/>
<u>Sales and Related Occupations</u> 41-0000	6	<input type="text" value="347,718"/>
<u>Office and Administrative Support Occupations</u> 43-0000	236	<input type="text" value="13,212,617"/>
<u>Natural Resources, Construction, and Maintenance Occupations</u> 45-0000 + 47-0000 + 49-0000	21	<input checked="" type="checkbox"/> <input type="text" value="1,477,406"/>
<u>Production, Transportation, and Material Moving Occupations</u> 51-0000 + 53-0000	4	<input type="text" value="214,031"/>

## Part D - Part-time Staff by Occupational Category

Number of **Part-time Staff** by Occupational Category

As of November 1, 2021

- Report Hispanic/Latino individuals of any race as Hispanic/Latino
- Report race for non-Hispanic/Latino individuals only

## Men

Race/ethnicity	<u>Instructional staff</u>	<u>Research staff</u>	<u>Public Service staff</u>
<u>Nonresident alien</u>	1		
<u>Hispanic/Latino</u>	23		
<u>American Indian or Alaska Native</u>	2		
<u>Asian</u>	19		
<u>Black or African American</u>	10		
<u>Native Hawaiian or Other Pacific Islander</u>	0		
<u>White</u>	299		
Two or more races	5		
<u>Race and ethnicity unknown</u>	44		
<b>Total men</b>	<b>403</b>	<b>0</b>	<b>0</b>

## Women

Race/ethnicity	<u>Instructional staff</u>	<u>Research staff</u>	<u>Public Service staff</u>
Nonresident alien	1		
Hispanic/Latino	27		
American Indian or Alaska Native	3		
Asian	42		
Black or African American	12		
Native Hawaiian or Other Pacific Islander	1		
White	437		
Two or more races	15		
Race and ethnicity unknown	36		
<b>Total women</b>	<b>574</b>	<b>0</b>	<b>0</b>
<b>Total (men+women)</b>	<b>977</b>	<b>0</b>	<b>0</b>
<b>Total from prior year</b>	<b>995</b>		



## Part D - Part-time Staff by Occupational Category

Number of **Part-time Staff** by Occupational Category

As of November 1, 2021

- Report Hispanic/Latino individuals of any race as Hispanic/Latino
- Report race for non-Hispanic/Latino individuals only

## Men

Race/ethnicity	<u>Archivists, Curators, and Museum Technicians</u> 25-4010	<u>Librarians and Media Collections Specialists</u> 25-4020	<u>Library Technicians</u> 25-4030	<u>Student and Academic Affairs and Other Education Services Occupations</u> 25-2000 + 25-3000 + 25-9000	<u>Library and Student and Academic Affairs and Other Education Services Occupations</u>
<u>Nonresident alien</u>	<input type="text"/>	<input type="text"/>	<input type="text"/>	<input type="text" value="0"/>	<b>0</b>
<u>Hispanic/Latino</u>	<input type="text"/>	<input type="text"/>	<input type="text"/>	<input type="text" value="1"/>	<b>1</b>
<u>American Indian or Alaska Native</u>	<input type="text"/>	<input type="text"/>	<input type="text"/>	<input type="text" value="1"/>	<b>1</b>
<u>Asian</u>	<input type="text"/>	<input type="text"/>	<input type="text"/>	<input type="text" value="1"/>	<b>1</b>
<u>Black or African American</u>	<input type="text"/>	<input type="text"/>	<input type="text"/>	<input type="text" value="1"/>	<b>1</b>
<u>Native Hawaiian or Other Pacific Islander</u>	<input type="text"/>	<input type="text"/>	<input type="text"/>	<input type="text" value="0"/>	<b>0</b>
<u>White</u>	<input type="text"/>	<input type="text" value="1"/>	<input type="text"/>	<input type="text" value="24"/>	<b>25</b>
Two or more races	<input type="text"/>	<input type="text"/>	<input type="text"/>	<input type="text" value="0"/>	<b>0</b>
<u>Race and ethnicity unknown</u>	<input type="text"/>	<input type="text"/>	<input type="text"/>	<input type="text" value="5"/>	<b>5</b>
<b>Total men</b>	<b>0</b>	<b>1</b>	<b>0</b>	<b>33</b>	<b>34</b>

## Women

Race/ethnicity	<u>Archivists, Curators, and Museum Technicians</u> 25-4010	<u>Librarians and Media Collections Specialists</u> 25-4020	<u>Library Technicians</u> 25-4030	<u>Student and Academic Affairs and Other Education Services Occupations</u> 25-2000 + 25-3000 + 25-9000	<u>Library and Student and Academic Affairs and Other Education Services Occupations</u>
Nonresident alien	<input type="text"/>	<input type="text"/>	<input type="text"/>	<input type="text" value="0"/>	<b>0</b>
Hispanic/Latino	<input type="text"/>	<input type="text"/>	<input type="text"/>	<input type="text" value="6"/>	<b>6</b>
American Indian or Alaska Native	<input type="text"/>	<input type="text"/>	<input type="text"/>	<input type="text" value="0"/>	<b>0</b>
Asian	<input type="text"/>	<input type="text"/>	<input type="text"/>	<input type="text" value="1"/>	<b>1</b>
Black or African American	<input type="text"/>	<input type="text"/>	<input type="text"/>	<input type="text" value="1"/>	<b>1</b>
Native Hawaiian or Other Pacific Islander	<input type="text"/>	<input type="text"/>	<input type="text"/>	<input type="text" value="0"/>	<b>0</b>
White	<input type="text"/>	<input type="text" value="8"/>	<input type="text"/>	<input type="text" value="26"/>	<b>34</b>
Two or more races	<input type="text"/>	<input type="text" value="0"/>	<input type="text"/>	<input type="text" value="2"/>	<b>2</b>
Race and ethnicity unknown	<input type="text"/>	<input type="text" value="1"/>	<input type="text"/>	<input type="text" value="3"/>	<b>4</b>
<b>Total women</b>	<b>0</b>	<b>9</b>	<b>0</b>	<b>39</b>	<b>48</b>

Total (men+women)	0	10	0	72	82
Total from prior year		12		73	85

## Part D - Part-time Staff by Occupational Category

Number of **Part-time Staff**

As of November 1, 2021

- Report Hispanic/Latino individuals of any race as Hispanic/Latino
- Report race for non-Hispanic/Latino individuals only

## Men

Race/ethnicity	<u>Management Occupations</u> 11-0000	<u>Business and Financial Operations Occupations</u> 13-0000	<u>Computer, Engineering, and Science Occupations</u> 15-0000 + 17-0000 + 19-0000	<u>Community, Social Service, Legal, Arts, Design, Entertainment, Sports, and Media Occupations</u> 21-0000 + 23-0000 + 27-0000	<u>Healthcare Practitioners and Technical Occupations</u> 29-0000
<u>Nonresident alien</u>	<input type="text"/>	<input type="text"/>	<input type="text"/>	<input type="text"/>	<input type="text"/>
<u>Hispanic/Latino</u>	<input type="text"/>	<input type="text"/>	<input type="text"/>	<input type="text"/>	<input type="text"/>
<u>American Indian or Alaska Native</u>	<input type="text"/>	<input type="text"/>	<input type="text"/>	<input type="text"/>	<input type="text"/>
<u>Asian</u>	<input type="text"/>	<input type="text"/>	<input type="text"/>	<input type="text"/>	<input type="text"/>
<u>Black or African American</u>	<input type="text"/>	<input type="text"/>	<input type="text"/>	<input type="text" value="1"/>	<input type="text"/>
<u>Native Hawaiian or Other Pacific Islander</u>	<input type="text"/>	<input type="text"/>	<input type="text"/>	<input type="text" value="0"/>	<input type="text"/>
<u>White</u>	<input type="text"/>	<input type="text"/>	<input type="text" value="5"/>	<input type="text" value="10"/>	<input type="text"/>
Two or more races	<input type="text"/>	<input type="text"/>	<input type="text" value="0"/>	<input type="text" value="1"/>	<input type="text"/>
<u>Race and ethnicity unknown</u>	<input type="text"/>	<input type="text"/>	<input type="text" value="1"/>	<input type="text" value="0"/>	<input type="text"/>
<b>Total men</b>	<b>0</b>	<b>0</b>	<b>6</b>	<b>12</b>	<b>0</b>

## Women

Race/ethnicity	<u>Management Occupations</u> 11-0000	<u>Business and Financial Operations Occupations</u> 13-0000	<u>Computer, Engineering, and Science Occupations</u> 15-0000 + 17-0000 + 19-0000	<u>Community, Social Service, Legal, Arts, Design, Entertainment, Sports, and Media Occupations</u> 21-0000 + 23-0000 + 27-0000	<u>Healthcare Practitioners and Technical Occupations</u> 29-0000
Nonresident alien	<input type="text"/>	<input type="text"/>	<input type="text"/>	<input type="text"/>	<input type="text"/>
Hispanic/Latino	<input type="text"/>	<input type="text"/>	<input type="text"/>	<input type="text" value="3"/>	<input type="text"/>
American Indian or Alaska Native	<input type="text"/>	<input type="text"/>	<input type="text"/>	<input type="text" value="0"/>	<input type="text"/>
Asian	<input type="text"/>	<input type="text"/>	<input type="text" value="1"/>	<input type="text" value="4"/>	<input type="text"/>
Black or African American	<input type="text"/>	<input type="text"/>	<input type="text" value="0"/>	<input type="text" value="0"/>	<input type="text"/>
Native Hawaiian or Other Pacific Islander	<input type="text"/>	<input type="text"/>	<input type="text" value="0"/>	<input type="text" value="0"/>	<input type="text"/>
White	<input type="text"/>	<input type="text" value="1"/>	<input type="text" value="9"/>	<input type="text" value="18"/>	<input type="text"/>
Two or more races	<input type="text"/>	<input type="text"/>	<input type="text" value="0"/>	<input type="text" value="0"/>	<input type="text"/>
Race and ethnicity unknown	<input type="text"/>	<input type="text"/>	<input type="text" value="0"/>	<input type="text" value="0"/>	<input type="text"/>
<b>Total women</b>	<b>0</b>	<b>1</b>	<b>10</b>	<b>25</b>	<b>0</b>

Total (men+women)	<input checked="" type="checkbox"/> 0	1	16	37	0
Total from prior year	2	2	24	42	

## Part D - Part-time Staff by Occupational Category

Number of **Part-time Staff**

As of November 1, 2021

- Report Hispanic/Latino individuals of any race as Hispanic/Latino
- Report race for non-Hispanic/Latino individuals only

## Men

Race/ethnicity	<u>Service Occupations</u> 31-0000 + 33-0000 + 35-0000 + 37-0000 + 39-0000	<u>Sales and Related Occupations</u> 41-0000	<u>Office and Administrative Support Occupations</u> 43-0000	<u>Natural Resources, Construction, and Maintenance Occupations</u> 45-0000 + 47-0000 + 49-0000	<u>Production, Transportation, and Material Moving Occupations</u> 51-0000 + 53-0000	Grand Total (All part-time staff)
<u>Nonresident alien</u>	<input type="text"/>	<input type="text" value="0"/>	<input type="text" value="0"/>	<input type="text"/>	<input type="text"/>	1
<u>Hispanic/Latino</u>	<input type="text"/>	<input type="text" value="0"/>	<input type="text" value="0"/>	<input type="text"/>	<input type="text"/>	24
<u>American Indian or Alaska Native</u>	<input type="text"/>	<input type="text" value="1"/>	<input type="text" value="0"/>	<input type="text"/>	<input type="text"/>	4
<u>Asian</u>	<input type="text"/>	<input type="text" value="0"/>	<input type="text" value="0"/>	<input type="text"/>	<input type="text"/>	20
<u>Black or African American</u>	<input type="text"/>	<input type="text" value="0"/>	<input type="text" value="0"/>	<input type="text"/>	<input type="text"/>	12
<u>Native Hawaiian or Other Pacific Islander</u>	<input type="text"/>	<input type="text" value="0"/>	<input type="text" value="0"/>	<input type="text"/>	<input type="text"/>	0
<u>White</u>	<input type="text" value="1"/>	<input type="text" value="1"/>	<input type="text" value="1"/>	<input type="text"/>	<input type="text"/>	342
Two or more races	<input type="text" value="0"/>	<input type="text" value="1"/>	<input type="text" value="0"/>	<input type="text"/>	<input type="text"/>	7
<u>Race and ethnicity unknown</u>	<input type="text" value="0"/>	<input type="text" value="0"/>	<input type="text" value="0"/>	<input type="text"/>	<input type="text"/>	50
<b>Total men</b>	<b>1</b>	<b>3</b>	<b>1</b>	<b>0</b>	<b>0</b>	<b>460</b>

## Women




Race/ethnicity	<u>Service Occupations</u> 31-0000 + 33-0000 + 35-0000 + 37-0000 + 39-0000	<u>Sales and Related Occupations</u> 41-0000	<u>Office and Administrative Support Occupations</u> 43-0000	<u>Natural Resources, Construction, and Maintenance Occupations</u> 45-0000 + 47-0000 + 49-0000	<u>Production, Transportation, and Material Moving Occupations</u> 51-0000 + 53-0000	Grand Total (All part-time staff)
Nonresident alien	<input type="text"/>	<input type="text" value="0"/>	<input type="text" value="0"/>	<input type="text"/>	<input type="text"/>	1
Hispanic/Latino	<input type="text" value="1"/>	<input type="text" value="0"/>	<input type="text" value="3"/>	<input type="text"/>	<input type="text"/>	40
American Indian or Alaska Native	<input type="text" value="0"/>	<input type="text" value="0"/>	<input type="text" value="0"/>	<input type="text"/>	<input type="text"/>	3
Asian	<input type="text" value="3"/>	<input type="text" value="1"/>	<input type="text" value="0"/>	<input type="text"/>	<input type="text"/>	52
Black or African American	<input type="text" value="0"/>	<input type="text" value="0"/>	<input type="text" value="0"/>	<input type="text"/>	<input type="text"/>	13
Native Hawaiian or Other Pacific Islander	<input type="text" value="0"/>	<input type="text" value="0"/>	<input type="text" value="0"/>	<input type="text"/>	<input type="text"/>	1
White	<input type="text" value="3"/>	<input type="text" value="0"/>	<input type="text" value="8"/>	<input type="text"/>	<input type="text"/>	510
Two or more races	<input type="text" value="0"/>	<input type="text" value="0"/>	<input type="text" value="0"/>	<input type="text"/>	<input type="text"/>	17

Race and ethnicity unknown	<input type="text" value="0"/>	<input type="text" value="0"/>	<input type="text" value="0"/>	<input type="text"/>	<input type="text"/>	40
Total women	7	1	11	0	0	677
Total (men+women)	8	4	12	0	<input checked="" type="checkbox"/> 0	1,137
Total from prior year	15	8	15		12	1,200

## Part E - Part-time Staff by Occupational Category and Tenure Status

Number of **Part-time Staff**

As of November 1, 2021

Occupational category		With <u>Faculty Status</u>						Without Faculty Status	Total
		<u>Tenured</u>	<u>On Tenure Track</u>	<u>Not on Tenure Track</u>					
				<u>Multi-year</u>	<u>Annual contract</u>	<u>Less-than-annual contract</u>	<u>Indefinite duration (continuing or at-will)</u>		
<u>Primarily Instruction</u>		0	0	224	1	752	0	0	977
	 Exclusively credit	<input type="text"/>	<input type="text"/>	196	1	564	<input type="text"/>	<input type="text"/>	761
	 Exclusively not-for-credit	<input type="text"/>	<input type="text"/>	5	<input type="text"/>	150	<input type="text"/>	<input type="text"/>	155
	Combined credit/not-for-credit	<input type="text"/>	<input type="text"/>	23	<input type="text"/>	38	<input type="text"/>	<input type="text"/>	61
<u>Instruction/research/public service staff</u>		<input type="text"/>	<input type="text"/>	<input type="text"/>	<input type="text"/>	<input type="text"/>	<input type="text"/>	<input type="text"/>	0
<u>Research staff</u>		<input type="text"/>	<input type="text"/>	<input type="text"/>	<input type="text"/>	<input type="text"/>	<input type="text"/>	<input type="text"/>	0
<u>Public Service staff</u>		<input type="text"/>	<input type="text"/>	<input type="text"/>	<input type="text"/>	<input type="text"/>	<input type="text"/>	<input type="text"/>	0
<u>Archivists, Curators, and Museum Technicians 25-4010</u>		<input type="text"/>	<input type="text"/>	<input type="text"/>	<input type="text"/>	<input type="text"/>	<input type="text"/>	<input type="text"/>	0
<u>Librarians and Media Collections Specialists 25-4020</u>		<input type="text"/>	<input type="text"/>	<input type="text"/>	<input type="text"/>	3	<input type="text"/>	7	10
<u>Library Technicians 25-4030</u>		<input type="text"/>	<input type="text"/>	<input type="text"/>	<input type="text"/>	<input type="text"/>	<input type="text"/>	0	0
 <u>Student and Academic Affairs and Other Education Services Occupations 25-2000 + 25-3000 + 25-9000</u>		<input type="text"/>	<input type="text"/>	<input type="text"/>	<input type="text"/>	28	<input type="text"/>	44	72
<u>Management Occupations 11-0000</u>		<input type="text"/>	<input type="text"/>	<input type="text"/>	<input type="text"/>	<input type="text"/>	<input type="text"/>	0	0
<u>Business and Financial Operations Occupations 13-0000</u>		<input type="text"/>	<input type="text"/>	<input type="text"/>	<input type="text"/>	<input type="text"/>	<input type="text"/>	1	1
<u>Computer, Engineering, and Science Occupations 15-0000 + 17-0000 + 19-0000</u>		<input type="text"/>	<input type="text"/>	<input type="text"/>	<input type="text"/>	<input type="text"/>	<input type="text"/>	16	16
<u>Community, Social Service, Legal, Arts, Design, Entertainment, Sports, and Media Occupations 21-0000 + 23-0000 + 27-0000</u>		<input type="text"/>	<input type="text"/>	<input type="text"/>	<input type="text"/>	3	<input type="text"/>	34	37
<u>Healthcare Practitioners and Technical Occupations 29-0000</u>		<input type="text"/>	<input type="text"/>	<input type="text"/>	<input type="text"/>	<input type="text"/>	<input type="text"/>	<input type="text"/>	0
Total		0	0	224	1	786	0	102	1,113
Total from prior year		0	0	208	0	830		112	1,150

Part F - Part-time Summary

Summary of Part-time Staff

As of November 1, 2021

Occupational category		With Faculty Status					Without Faculty Status	Total
		Tenured	On Tenure Track	Not on Tenure Track				
				Multi-year	Annual contract	Less-than-annual contract		
Primarily Instruction		0	0	224	1	752	0	977
	Exclusively credit			196	1	564		761
	Exclusively not-for-credit			5		150		155
	Combined credit/not-for-credit			23		38		61
Instruction/research/public service staff								0
Research staff								0
Public Service staff								0
Archivists, Curators, and Museum Technicians 25-4010								0
Librarians and Media Collections Specialists 25-4020						3	7	10
Library Technicians 25-4030							0	0
Student and Academic Affairs and Other Education Services Occupations 25-2000 + 25-3000 + 25-9000						28	44	72
Management Occupations 11-0000							0	0
Business and Financial Operations Occupations 13-0000							1	1
Computer, Engineering, and Science Occupations 15-0000 + 17-0000 + 19-0000							16	16
Community, Social Service, Legal, Arts, Design, Entertainment, Sports, and Media Occupations 21-0000 + 23-0000 + 27-0000						3	34	37
Healthcare Practitioners and Technical Occupations 29-0000								0
Service Occupations 31-0000 + 33-0000 + 35-0000 + 37-0000 + 39-0000								8
Sales and Related Occupations 41-0000								4
Office and Administrative Support Occupations 43-0000								12
Natural Resources, Construction, and Maintenance Occupations 45-0000 + 47-0000 + 49-0000								0
Production, Transportation, and Material Moving Occupations 51-0000 + 53-0000								0
Total								1,137



## Part H - New Hires, Full-time Instructional Staff by Tenure Status

Number of **Newly Hired Full-time Permanent Instructional Staff**

(Hired full-time between November 1, 2020 - October 31, 2021)

- Report Hispanic/Latino individuals of any race as Hispanic/Latino
- Report race for non-Hispanic/Latino individuals only
- Include Primarily Instruction and Instruction Combined with Research and Public Service

## Men

Race/ethnicity	With <u>Faculty Status</u>						Without Faculty Status	Total
	<u>Tenured</u>	<u>On Tenure Track</u>	<u>Not on Tenure Track</u>					
			<u>Multi-year</u>	<u>Annual contract</u>	<u>Less-than-annual contract</u>	<u>Indefinite duration (continuing or at-will).</u>		
<u>Nonresident alien</u>	<input type="text"/>	<input type="text"/>	<input type="text"/>	<input type="text" value="0"/>	<input type="text"/>	<input type="text"/>	<input type="text"/>	<input type="text" value="0"/>
<u>Hispanic/Latino</u>	<input type="text"/>	<input type="text"/>	<input type="text"/>	<input type="text" value="1"/>	<input type="text"/>	<input type="text"/>	<input type="text"/>	<input type="text" value="1"/>
<u>American Indian or Alaska Native</u>	<input type="text"/>	<input type="text"/>	<input type="text"/>	<input type="text"/>	<input type="text"/>	<input type="text"/>	<input type="text"/>	<input type="text" value="0"/>
<u>Asian</u>	<input type="text"/>	<input type="text"/>	<input type="text"/>	<input type="text"/>	<input type="text"/>	<input type="text"/>	<input type="text"/>	<input type="text" value="0"/>
<u>Black or African American</u>	<input type="text"/>	<input type="text" value="1"/>	<input type="text"/>	<input type="text"/>	<input type="text"/>	<input type="text"/>	<input type="text"/>	<input type="text" value="1"/>
<u>Native Hawaiian or Other Pacific Islander</u>	<input type="text"/>	<input type="text" value="0"/>	<input type="text"/>	<input type="text"/>	<input type="text"/>	<input type="text"/>	<input type="text"/>	<input type="text" value="0"/>
<u>White</u>	<input type="text"/>	<input type="text" value="1"/>	<input type="text"/>	<input type="text"/>	<input type="text"/>	<input type="text"/>	<input type="text"/>	<input type="text" value="1"/>
Two or more races	<input type="text"/>	<input type="text" value="0"/>	<input type="text"/>	<input type="text"/>	<input type="text"/>	<input type="text"/>	<input type="text"/>	<input type="text" value="0"/>
<u>Race and ethnicity unknown</u>	<input type="text"/>	<input type="text" value="0"/>	<input type="text"/>	<input type="text" value="1"/>	<input type="text"/>	<input type="text"/>	<input type="text"/>	<input type="text" value="1"/>
<b>Total men</b>	<b>0</b>	<b>2</b>	<b>0</b>	<b>2</b>	<b>0</b>	<b>0</b>	<b>0</b>	<b>4</b>

## Women

Race/ethnicity	With <u>Faculty Status</u>							Without Faculty Status	Total
	<u>Tenured</u>	<u>On Tenure Track</u>	<u>Not on Tenure Track</u>						
			<u>Multi-year</u>	<u>Annual contract</u>	<u>Less-than-annual contract</u>	<u>Indefinite duration (continuing or at-will).</u>			
Nonresident alien	<input type="text"/>	<input type="text"/>	<input type="text"/>	<input type="text" value="0"/>	<input type="text"/>	<input type="text"/>	<input type="text"/>	<input type="text"/>	<input type="text" value="0"/>
Hispanic/Latino	<input type="text"/>	<input type="text"/>	<input type="text"/>	<input type="text" value="1"/>	<input type="text"/>	<input type="text"/>	<input type="text"/>	<input type="text"/>	<input type="text" value="1"/>
American Indian or Alaska Native	<input type="text"/>	<input type="text"/>	<input type="text"/>	<input type="text"/>	<input type="text"/>	<input type="text"/>	<input type="text"/>	<input type="text"/>	<input type="text" value="0"/>
Asian	<input type="text"/>	<input type="text" value="1"/>	<input type="text"/>	<input type="text"/>	<input type="text"/>	<input type="text"/>	<input type="text"/>	<input type="text"/>	<input type="text" value="1"/>
Black or African American	<input type="text"/>	<input type="text" value="0"/>	<input type="text"/>	<input type="text"/>	<input type="text"/>	<input type="text"/>	<input type="text"/>	<input type="text"/>	<input type="text" value="0"/>
Native Hawaiian or Other Pacific Islander	<input type="text"/>	<input type="text" value="0"/>	<input type="text"/>	<input type="text"/>	<input type="text"/>	<input type="text"/>	<input type="text"/>	<input type="text"/>	<input type="text" value="0"/>
White	<input type="text"/>	<input type="text" value="3"/>	<input type="text"/>	<input type="text" value="2"/>	<input type="text"/>	<input type="text"/>	<input type="text"/>	<input type="text"/>	<input type="text" value="5"/>
Two or more races	<input type="text"/>	<input type="text" value="0"/>	<input type="text"/>	<input type="text" value="0"/>	<input type="text"/>	<input type="text"/>	<input type="text"/>	<input type="text"/>	<input type="text" value="0"/>
Race and ethnicity unknown	<input type="text"/>	<input type="text" value="1"/>	<input type="text"/>	<input type="text" value="0"/>	<input type="text"/>	<input type="text"/>	<input type="text"/>	<input type="text"/>	<input type="text" value="1"/>
Total women	0	5	0	3	0	0	0	0	8
Total (men+women)	0	7	0	5	0	0	0	0	12

## Part H - New Hires, Full-time Staff by Occupational Category

Number of **Newly Hired Full-time Staff**

(Hired full-time between November 1, 2020 - October 31, 2021)

- Report Hispanic/Latino individuals of any race as Hispanic/Latino
- Report race for non-Hispanic/Latino individuals only

## Men

Race/ethnicity	<u>Instructional Staff</u> (from Part H, screen 1)	<u>Research</u> <u>staff</u>	<u>Public Service</u> <u>staff</u>	<u>Library and Student and Academic Affairs and Other Education</u> <u>Services Occupations</u> 25-4000 + 25-2000 + 25-3000 + 25-9000
<u>Nonresident alien</u>	0	<input type="text"/>	<input type="text"/>	<input type="text"/>
<u>Hispanic/Latino</u>	1	<input type="text"/>	<input type="text"/>	<input type="text"/>
<u>American Indian or Alaska Native</u>	0	<input type="text"/>	<input type="text"/>	<input type="text"/>
<u>Asian</u>	0	<input type="text"/>	<input type="text"/>	<input type="text"/>
<u>Black or African American</u>	1	<input type="text"/>	<input type="text"/>	<input type="text"/>
<u>Native Hawaiian or Other Pacific Islander</u>	0	<input type="text"/>	<input type="text"/>	<input type="text"/>
<u>White</u>	1	<input type="text"/>	<input type="text"/>	<input type="text"/>
Two or more races	0	<input type="text"/>	<input type="text"/>	<input type="text"/>
<u>Race and ethnicity unknown</u>	1	<input type="text"/>	<input type="text"/>	<input type="text"/>
<b>Total men</b>	<b>4</b>	<b>0</b>	<b>0</b>	<b>0</b>

## Women

Race/ethnicity	<u>Instructional Staff</u> (from Part H, screen 1)	<u>Research</u> <u>staff</u>	<u>Public Service</u> <u>staff</u>	<u>Library and Student and Academic Affairs and Other Education</u> <u>Services Occupations</u> 25-4000 + 25-2000 + 25-3000 + 25-9000
Nonresident alien	0	<input type="text"/>	<input type="text"/>	<input type="text" value="0"/>
Hispanic/Latino	1	<input type="text"/>	<input type="text"/>	<input type="text" value="0"/>
American Indian or Alaska Native	0	<input type="text"/>	<input type="text"/>	<input type="text" value="0"/>
Asian	1	<input type="text"/>	<input type="text"/>	<input type="text" value="2"/>
Black or African American	0	<input type="text"/>	<input type="text"/>	<input type="text"/>
Native Hawaiian or Other Pacific Islander	0	<input type="text"/>	<input type="text"/>	<input type="text"/>
White	5	<input type="text"/>	<input type="text"/>	<input type="text"/>
Two or more races	0	<input type="text"/>	<input type="text"/>	<input type="text"/>
Race and ethnicity unknown	1	<input type="text"/>	<input type="text"/>	<input type="text"/>
<b>Total women</b>	<b>8</b>	<b>0</b>	<b>0</b>	<b>2</b>
<b>Total (men+women)</b>	<b>12</b>	<b>0</b>	<b>0</b>	<b>2</b>

## Part H - New Hires, Full-time Staff by Occupational Category

**Number of Newly Hired Full-time Staff**

(Hired full-time between November 1, 2020 - October 31, 2021)

- Report Hispanic/Latino individuals of any race as Hispanic/Latino
- Report race for non-Hispanic/Latino individuals only

**Men**

Race/ethnicity	<u>Management Occupations</u> 11-0000	<u>Business and Financial Operations Occupations</u> 13-0000	<u>Computer, Engineering, and Science Occupations</u> 15-0000 + 17-0000 + 19-0000	<u>Community, Social Service, Legal, Arts, Design, Entertainment, Sports, and Media Occupations</u> 21-0000 + 23-0000 + 27-0000	<u>Healthcare Practitioners and Technical Occupations</u> 29-0000
<u>Nonresident alien</u>	<input type="text" value="0"/>	<input type="text"/>	<input type="text" value="0"/>	<input type="text" value="0"/>	<input type="text"/>
<u>Hispanic/Latino</u>	<input type="text" value="0"/>	<input type="text"/>	<input type="text" value="0"/>	<input type="text" value="2"/>	<input type="text"/>
<u>American Indian or Alaska Native</u>	<input type="text" value="0"/>	<input type="text"/>	<input type="text" value="0"/>	<input type="text" value="0"/>	<input type="text"/>
<u>Asian</u>	<input type="text" value="1"/>	<input type="text"/>	<input type="text" value="1"/>	<input type="text" value="0"/>	<input type="text"/>
<u>Black or African American</u>	<input type="text"/>	<input type="text" value="1"/>	<input type="text" value="0"/>	<input type="text" value="1"/>	<input type="text"/>
<u>Native Hawaiian or Other Pacific Islander</u>	<input type="text"/>	<input type="text" value="0"/>	<input type="text" value="0"/>	<input type="text" value="0"/>	<input type="text"/>
<u>White</u>	<input type="text"/>	<input type="text" value="1"/>	<input type="text" value="6"/>	<input type="text" value="3"/>	<input type="text"/>
Two or more races	<input type="text"/>	<input type="text" value="0"/>	<input type="text" value="0"/>	<input type="text" value="1"/>	<input type="text"/>
<u>Race and ethnicity unknown</u>	<input type="text"/>	<input type="text" value="0"/>	<input type="text" value="1"/>	<input type="text" value="0"/>	<input type="text"/>
<b>Total men</b>	<b>1</b>	<b>2</b>	<b>8</b>	<b>7</b>	<b>0</b>

**Women**

Race/ethnicity	<u>Management Occupations</u> 11-0000	<u>Business and Financial Operations Occupations</u> 13-0000	<u>Computer, Engineering, and Science Occupations</u> 15-0000 + 17-0000 + 19-0000	<u>Community, Social Service, Legal, Arts, Design, Entertainment, Sports, and Media Occupations</u> 21-0000 + 23-0000 + 27-0000	<u>Healthcare Practitioners and Technical Occupations</u> 29-0000
Nonresident alien	<input type="text" value="0"/>	<input type="text" value="0"/>	<input type="text"/>	<input type="text" value="0"/>	<input type="text"/>
Hispanic/Latino	<input type="text" value="0"/>	<input type="text" value="1"/>	<input type="text"/>	<input type="text" value="1"/>	<input type="text"/>
American Indian or Alaska Native	<input type="text" value="0"/>	<input type="text" value="0"/>	<input type="text"/>	<input type="text" value="0"/>	<input type="text"/>
Asian	<input type="text" value="1"/>	<input type="text" value="1"/>	<input type="text"/>	<input type="text" value="1"/>	<input type="text"/>
Black or African American	<input type="text" value="0"/>	<input type="text" value="0"/>	<input type="text"/>	<input type="text" value="6"/>	<input type="text"/>
Native Hawaiian or Other Pacific Islander	<input type="text" value="0"/>	<input type="text" value="0"/>	<input type="text"/>	<input type="text" value="0"/>	<input type="text"/>
White	<input type="text" value="3"/>	<input type="text" value="3"/>	<input type="text" value="2"/>	<input type="text" value="5"/>	<input type="text"/>
Two or more races	<input type="text" value="0"/>	<input type="text" value="0"/>	<input type="text" value="1"/>	<input type="text" value="1"/>	<input type="text"/>
Race and ethnicity unknown	<input type="text" value="1"/>	<input type="text" value="0"/>	<input type="text" value="0"/>	<input type="text" value="1"/>	<input type="text"/>
<b>Total women</b>	<b>5</b>	<b>5</b>	<b>3</b>	<b>15</b>	<b>0</b>

Total (men+women)	6	7	11	22	0
----------------------	---	---	----	----	---

## Part H - New Hires, Full-time Staff by Occupational Category

**Number of Newly Hired Full-time Staff**

(Hired full-time between November 1, 2020 - October 31, 2021)

- Report Hispanic/Latino individuals of any race as Hispanic/Latino
- Report race for non-Hispanic/Latino individuals only

**Men**

Race/ethnicity	<u>Service Occupations</u> 31-0000 + 33-0000 + 35-0000 + 37-0000 + 39-0000	<u>Sales and Related Occupations</u> 41-0000	<u>Office and Administrative Support Occupations</u> 43-0000	<u>Natural Resources, Construction, and Maintenance Occupations</u> 45-0000 + 47-0000 + 49-0000	<u>Production, Transportation, and Material Moving Occupations</u> 51-0000 + 53-0000	Grand Total (All full-time new hires)
<u>Nonresident alien</u>	<input type="text"/>	<input type="text"/>	<input type="text"/>	<input type="text"/>	<input type="text"/>	0
<u>Hispanic/Latino</u>	<input type="text"/>	<input type="text"/>	<input type="text"/>	<input type="text"/>	<input type="text"/>	3
<u>American Indian or Alaska Native</u>	<input type="text"/>	<input type="text"/>	<input type="text"/>	<input type="text"/>	<input type="text"/>	0
<u>Asian</u>	<input type="text"/>	<input type="text"/>	<input type="text"/>	<input type="text"/>	<input type="text"/>	2
<u>Black or African American</u>	<input type="text"/>	<input type="text"/>	<input type="text"/>	<input type="text"/>	<input type="text"/>	3
<u>Native Hawaiian or Other Pacific Islander</u>	<input type="text"/>	<input type="text"/>	<input type="text"/>	<input type="text"/>	<input type="text"/>	0
<u>White</u>	<input type="text" value="2"/>	<input type="text"/>	<input type="text" value="4"/>	<input type="text"/>	<input type="text" value="1"/>	18
Two or more races	<input type="text" value="0"/>	<input type="text"/>	<input type="text" value="0"/>	<input type="text"/>	<input type="text" value="0"/>	1
<u>Race and ethnicity unknown</u>	<input type="text" value="0"/>	<input type="text"/>	<input type="text" value="1"/>	<input type="text"/>	<input type="text" value="0"/>	3
<b>Total men</b>	<b>2</b>	<b>0</b>	<b>5</b>	<b>0</b>	<b>1</b>	<b>30</b>

**Women**

Race/ethnicity	<u>Service Occupations</u> 31-0000 + 33-0000 + 35-0000 + 37-0000 + 39-0000	<u>Sales and Related Occupations</u> 41-0000	<u>Office and Administrative Support Occupations</u> 43-0000	<u>Natural Resources, Construction, and Maintenance Occupations</u> 45-0000 + 47-0000 + 49-0000	<u>Production, Transportation, and Material Moving Occupations</u> 51-0000 + 53-0000	Grand Total (All full-time new hires)
Nonresident alien	<input type="text"/>	<input type="text"/>	<input type="text"/>	<input type="text"/>	<input type="text"/>	0
Hispanic/Latino	<input type="text"/>	<input type="text"/>	<input type="text"/>	<input type="text"/>	<input type="text"/>	3
American Indian or Alaska Native	<input type="text"/>	<input type="text"/>	<input type="text"/>	<input type="text"/>	<input type="text"/>	0
Asian	<input type="text"/>	<input type="text"/>	<input type="text"/>	<input type="text"/>	<input type="text"/>	6
Black or African American	<input type="text"/>	<input type="text"/>	<input type="text"/>	<input type="text"/>	<input type="text"/>	6
Native Hawaiian or Other Pacific Islander	<input type="text"/>	<input type="text"/>	<input type="text"/>	<input type="text"/>	<input type="text"/>	0
White	<input type="text"/>	<input type="text"/>	<input type="text" value="8"/>	<input type="text"/>	<input type="text"/>	26
Two or more races	<input type="text"/>	<input type="text"/>	<input type="text" value="0"/>	<input type="text"/>	<input type="text"/>	2

Race and ethnicity unknown	<input type="text"/>	<input type="text"/>	<input type="text" value="2"/>	<input type="text"/>	<input type="text"/>	<input type="text" value="5"/>
Total women	0	0	10	0	0	48
Total (men+women)	2	0	15	0	1	78

## Human Resources Survey Evaluation

**Were any staff members difficult to categorize? If so, please explain in the box below.**

--

Prepared by

Prepared by

Reporting Reminders:

- The name of the preparer is being collected so that we can follow up with the appropriate person in the event that there are questions concerning the data.
- The Keyholder will be copied on all email correspondence to other preparers.
- The time it took to prepare this component is being collected so that we can continue to improve our estimate of the reporting burden associated with IPEDS.
- Please include in your estimate the time it took for you to review instructions, query and search data sources, complete and review the component, and submit the data through the Data Collection System.
- Thank you for your assistance.

This survey component was prepared by:

<input type="radio"/>	Keyholder	<input type="radio"/>	SFA Contact	<input checked="" type="radio"/>	HR Contact
<input type="radio"/>	Finance Contact	<input type="radio"/>	Academic Library Contact	<input type="radio"/>	Other

Name:

Dawn Hoyt

Email:

dawn.hoyt@pcc.edu

How many staff from your institution only were involved in the data collection and reporting process of this survey component?

1.00

Number of Staff (including yourself)

How many hours did you and others from your institution only spend on each of the steps below when responding to this survey component?  
*Exclude the hours spent collecting data for state and other reporting purposes.*

Staff member	Collecting Data Needed	Revising Data to Match IPEDS Requirements	Entering Data	Revising and Locking Data
Your office	<div><div>8.00</div>hours</div>	<div><div>40.00</div>hours</div>	<div><div>2.00</div>hours</div>	<div><div>2.00</div>hours</div>
Other offices	<div><div></div>hours</div>	<div><div></div>hours</div>	<div><div></div>hours</div>	<div><div></div>hours</div>



## Summary

## Human Resources Component Summary

IPEDS collects important information regarding your institution. All data reported in IPEDS survey components become available in the IPEDS Data Center and appear as aggregated data in various Department of Education reports. Additionally, some of the reported data appears specifically for your institution through the College Navigator website and is included in your institution's Data Feedback Report (DFR). The purpose of this summary is to provide you an opportunity to view some of the data that, when accepted through the IPEDS quality control process, will appear on the College Navigator website and/or your DFR. College Navigator is updated approximately three months after the data collection period closes and Data Feedback Reports will be available through the [Data Center](#) and sent to your institution's CEO in November 2021.

Please review your data for accuracy. If you have questions about the data displayed below after reviewing the data reported on the survey screens, please contact the IPEDS Help Desk at: 1-877-225-2568 or [ipedshelp@rti.org](mailto:ipedshelp@rti.org).

Number of staff by employment status and occupational category: Fall 2021			
Occupational category	Reported values		FTE staff
	Number of full-time staff	Number of part-time staff	
<b>Total number of staff</b>	1,514	1,137	1,893
Instructional Staff	386	977	712
Primary Instruction	386	977	712
Exclusively credit	356	761	610
Exclusively not-for-credit	6	155	58
Combined credit/not-for-credit	24	61	44
Instruction/research/public service	0	0	0
Research Staff	0	0	0
Public Service Staff	0	0	0
Library and Student and Academic Affairs and Other Education Services Occupations SOC	97	82	124
Librarians, Curators, and Archivists SOC 25-4000	32	10	35
Archivists, Curators, and Museum Technicians SOC 25-4010	0	0	0
Librarians SOC 25-4020	12	10	15
Library Technicians SOC 25-4030	20	0	20
Student and Academic Affairs and Other Education Services Occupations SOC 25-2000 + 25-3000 + 25-9000	65	72	89
Management Occupations SOC 11-0000	148	0	148
Business and Financial Operations Occupations SOC 13-0000	79	1	79
Computer, Engineering, and Science Occupations SOC 15-0000 + 17-0000 + 19-0000	162	16	167
Community, Social Service, Legal, Arts, Design, Entertainment, Sports and Media Occupations SOC 21-0000 + 23-0000 + 27-0000	249	37	261
Healthcare Practitioners and Technical Occupations SOC 29-0000	0	0	0
Service Occupations SOC 31-0000 + 33-0000 + 35-0000 + 37-0000 + 39-0000	126	8	129

Sales and Related Occupations SOC 41-0000	6	4	7
Office and Administrative Support Occupations SOC 43-0000	236	12	240
Natural Resources, Construction, and Maintenance Occupations SOC 45-0000 + 47-0000 + 49-0000	21	0	21
Production, Transportation, and Material Moving Occupations SOC 51-0000 + 53-0000	4	0	4

NOTE: Full-time-equivalent (FTE) staff is calculated by summing the total number of full-time staff and adding one-third of the total number of part-time staff. Graduate assistants are not included in the above figures. Many of the FTE figures may be included in the DFR.

Salaries of full-time instructional staff by contract length and academic rank: Academic year								
Academic rank	Months Covered by Annual Salary				Total Staff for Salary reporting	Total Number of Months	Salary Outlays	Weighted Average Monthly Salaries
	12 months	11 months	10 months	9 months				
All Ranks			386		386	3,860	\$31,863,581	\$8,255
Professor								
Associate professor								
Assistant professor								
Instructor			386		386	3,860	\$31,863,581	\$8,255
Lecturer								
No academic rank								

NOTE: The above data are based on the Salary Outlays part of the IPEDS HR component. The Weighted average monthly salaries of full-time instructional staff by academic rank are calculated by adding the salary outlays reported for Men plus Women by academic rank, then dividing the sum by the "Total Number of Months" for Men plus Women by academic rank. Salaries of full-time instructional staff paid less than 9 months per year are not collected. Also, salaries of medical school staff are not collected. The weighted average monthly salaries may be included in the DFR.

## Edit Report

## Human Resources

Source	Description	Severity	Resolved	Options
Screen: G4 - Salary Outlays, Non-instructional Staff				
Perform Edits	The amount entered in Part G for Total annual salary outlays for Natural Resources, Construction, and Maintenance Occupations (\$1,477,406) is outside the expected range of between \$420,000 and \$1,470,000 based on an estimated average salary of between \$20,000 and \$70,000 per individual for this category. Please correct your data or explain. (Error #1379)	Explanation	Yes	
Reason	We have 11 positions that are higher than the estimated avg salary, mostly electrician, plumbing, and hvac.			
Related Screens	G - Salary Outlays, Non-instructional Staff			
Screen: D - PT Staff, Occupation - 3				
Screen Entry	This number(0) is outside the expected range of between 1 and 30 based on the prior year value. Please correct your data or explain. (Error #1387)	Explanation	Yes	
Reason	In any given year we usually have no more than 1 or 2 part time management positions. Going from 2 to 0 is not an outlier.			
Screen: D - PT Staff, Occupation - 4				
Screen Entry	This number(0) is outside the expected range of between 1 and 30 based on the prior year value. Please correct your data or explain. (Error #1387)	Explanation	Yes	
Reason	Due to covid, we've been mostly remote and laid off most transportation / shuttle driver positions.			