

Institution: Portland Community College (209746)

User ID: P2097461

Completions Overview

Welcome to the IPEDS Completions survey component. The Completions component is one of several IPEDS components that is conducted during the Fall data collection period. It collects the number of degrees and certificates awarded by field of study, level of award, race/ethnicity, and gender. The reporting period for the Completions component is during the 12-month time period beginning July 1 of the previous calendar year and ending June 30 of the current calendar year; therefore, for this year's Completions component, the reporting period is between July 1, 2018 and June 30, 2019. The Completions component is also collecting the number of students (e.g., completers) who earned awards between July 1, 2018 and June 30, 2019.

Changes to reporting for 2019-20

- The term 'contact hour' has been replaced with the term 'clock hour'
- The term 'formal award' has been replaced with the term 'recognized postsecondary credential'
- There is a new instruction to exclude students participating in Experimental Pell (See <https://experimentalsites.ed.gov/exp/approved.html>)

For 2020-21 changes, please review the preview screens available on the [Survey Materials](#) page. For more information on updates to CIP codes, see below.

CIP codes will need to be updated for the 2020-21 data collection.

The [CIP 2020 Website](#) includes a list of new CIP codes, a list of deleted CIP codes, a list of moved CIP Codes, and an online crosswalk of the 2010 CIP and 2020 CIP.

Some common Completions component errors include the following:

- Including award levels on your current year Completions that were not reported on your previous year's (PY) Institutional Characteristics (IC). [Award levels in the PY IC component cannot be changed; therefore, contact the IPEDS Help Desk at 1-877-225-2568 if you need assistance.]
- Forgetting to select CIP codes for new programs of study that are offered by the institution, but do not have completions for the reporting period.
- Forgetting to enter in zero in at least one of the cells for CIP codes that do not have completions.
- Even though Teacher Preparation certificate programs may require a bachelor's degree for admission, they are considered sub-bacalaureate undergraduate programs, and students in these programs are undergraduate students.

Keep in mind that some information provided by institutions on the Completions component appear in the [College Navigator](#), which is a major tool used by consumers searching for information about postsecondary education. It is therefore vitally important that you include accurate information about your institution.

Survey materials can be downloaded using the following link: [Survey Materials](#).

To access your prior year data submission for this component: [Reported Data](#)

Completions CIP Data

CIPCODE	Award Level	Major	Gender	Non Resident Alien	Hispanic / Latino	American Indian or Alaska Native	Asian	Black or African American	Native Hawaiian or Other Pacific Islander	White	Two or more Races	Race/ ethnicity unknown	Total	distance education program
01.0605 Landscaping and Groundskeeping	1 - Awards of less than 1 academic year	1	Men	0	0	0	0	0	0	1	0	0	1	
			Women	0	2	0	0	0	0	1	0	0	3	
			Total	0	2	0	0	0	0	2	0	0	4	No
01.0605 Landscaping and Groundskeeping	3 - Associate's degree	1	Men	0	0	0	0	0	0	2	0	0	2	
			Women	0	0	0	0	0	0	3	2	0	5	
			Total	0	0	0	0	0	0	5	2	0	7	No
04.0401 Environmental Design/Architecture	1 - Awards of less than 1 academic year	1	Men	0	0	0	0	0	0	0	0	0	0	
			Women	0	0	0	1	0	0	0	0	0	1	
			Total	0	0	0	1	0	0	0	0	0	1	No
10.0304 Animation, Interactive Technology, Video Graphics and Special Effects	1 - Awards of less than 1 academic year	1	Men	0	0	0	0	0	0	0	0	0	0	
			Women	0	0	0	0	0	0	0	0	0	0	
			Total	0	0	0	0	0	0	0	0	0	0	Yes
10.0304 Animation, Interactive Technology, Video Graphics and Special Effects	2 - Awards of at least 1 but less than 2 academic years	1	Men	0	0	0	0	0	0	3	0	0	3	
			Women	0	0	0	0	0	0	3	0	0	3	
			Total	0	0	0	0	0	0	6	0	0	6	No
11.0202 Computer Programming, Specific Applications	1 - Awards of less than 1 academic year	1	Men	0	0	0	3	0	0	20	0	3	26	
			Women	1	0	0	2	1	0	10	0	0	14	
			Total	1	0	0	5	1	0	30	0	3	40	No
11.0202 Computer Programming, Specific Applications	2 - Awards of at least 1 but less than 2 academic years	1	Men	0	0	0	0	0	0	13	2	1	16	
			Women	0	1	0	0	1	0	3	1	0	6	
			Total	0	1	0	0	1	0	16	3	1	22	No
11.0202 Computer Programming, Specific Applications	3 - Associate's degree	1	Men	0	4	1	4	1	0	43	2	1	56	
			Women	2	0	0	4	1	0	7	0	2	16	
			Total	2	4	1	8	2	0	50	2	3	72	Yes
11.0801 Web Page, Digital/Multimedia and Information Resources Design	1 - Awards of less than 1 academic year	1	Men	0	7	0	5	2	0	23	1	6	44	
			Women	3	4	0	6	3	0	29	7	3	55	
			Total	3	11	0	11	5	0	52	8	9	99	No
11.0801 Web Page, Digital/Multimedia and Information Resources Design	2 - Awards of at least 1 but less than 2 academic years	1	Men	0	2	0	1	0	0	4	0	1	8	
			Women	2	2	0	1	0	0	3	0	1	9	
			Total	2	4	0	2	0	0	7	0	2	17	No
11.0801 Web Page, Digital/Multimedia and Information Resources Design	3 - Associate's degree	1	Men	0	4	0	2	0	0	14	0	1	21	
			Women	1	3	0	0	0	0	8	0	2	14	
			Total	1	7	0	2	0	0	22	0	3	35	No
11.1001 Network and System Administration/Administrator	3 - Associate's degree	1	Men	0	3	0	3	1	0	18	0	1	26	
			Women	0	3	0	0	0	0	0	0	0	3	
			Total	0	6	0	3	1	0	18	0	1	29	No
11.1003		1	Men	0	1	0	2	1	0	19	1	1	25	
			Women	0	3	0	0	0	0	1	0	1	5	

CIPCODE	Award Level	Major	Gender	Non Resident Alien	Hispanic / Latino	American Indian or Alaska Native	Asian	Black or African American	Native Hawaiian or Other Pacific Islander	White	Two or more Races	Race/ ethnicity unknown	Total	distance education program
Computer and Information Systems Security/Information Assurance	1 - Awards of less than 1 academic year		Total	0	4	0	2	1	0	20	1	2	30	No
12.0505 Food Preparation/Professional Cooking/Kitchen Assistant	1 - Awards of less than 1 academic year	1	Men	0	1	0	0	0	0	3	1	0	5	
			Women	0	0	0	0	0	0	1	0	1	2	
			Total	0	1	0	0	0	0	4	1	1	7	No
12.0505 Food Preparation/Professional Cooking/Kitchen Assistant	2 - Awards of at least 1 but less than 2 academic years	1	Men	0	0	0	0	0	0	0	0	0	0	
			Women	0	0	0	0	0	0	0	0	0	0	
			Total	0	0	0	0	0	0	0	0	0	0	No
13.1210 Early Childhood Education and Teaching	1 - Awards of less than 1 academic year	1	Men	0	0	0	1	0	0	0	0	0	1	
			Women	4	4	1	4	2	0	15	0	2	32	
			Total	4	4	1	5	2	0	15	0	2	33	No
13.1210 Early Childhood Education and Teaching	3 - Associate's degree	1	Men	0	0	0	0	0	0	0	0	0	0	
			Women	2	2	1	1	1	0	7	0	0	14	
			Total	2	2	1	1	1	0	7	0	0	14	No
13.1501 Teacher Assistant/Aide	2 - Awards of at least 1 but less than 2 academic years	1	Men	0	0	0	0	0	0	0	0	0	0	
			Women	0	0	0	0	0	0	2	0	1	3	
			Total	0	0	0	0	0	0	2	0	1	3	No
13.1501 Teacher Assistant/Aide	3 - Associate's degree	1	Men	0	0	0	0	0	0	1	0	0	1	
			Women	0	0	0	0	0	0	0	0	0	0	
			Total	0	0	0	0	0	0	1	0	0	1	No
14.0501 Bioengineering and Biomedical Engineering	3 - Associate's degree	1	Men	0	1	0	2	0	0	9	0	0	12	
			Women	0	0	0	0	0	0	0	0	0	0	
			Total	0	1	0	2	0	0	9	0	0	12	No
15.0201 Civil Engineering Technology/Technician	3 - Associate's degree	1	Men	0	0	0	0	1	0	3	0	0	4	
			Women	0	0	0	0	0	0	0	0	0	0	
			Total	0	0	0	0	1	0	3	0	0	4	No
15.0201 Civil Engineering Technology/Technician	4 - Awards of at least 2 but less than 4 academic years	1	Men	0	0	0	0	0	0	0	0	0	0	
			Women	0	0	0	0	0	0	0	0	0	0	
			Total	0	0	0	0	0	0	0	0	0	0	No
15.0303 Electrical, Electronic and Communications Engineering Technology/Technician	1 - Awards of less than 1 academic year	1	Men	0	0	0	0	0	0	0	0	0	0	
			Women	0	0	0	0	0	0	0	0	0	0	
			Total	0	0	0	0	0	0	0	0	0	0	No
15.0303 Electrical, Electronic and Communications Engineering Technology/Technician	2 - Awards of at least 1 but less than 2 academic years	1	Men	0	0	0	0	1	0	1	0	1	3	
			Women	0	0	0	0	0	0	0	0	0	0	
			Total	0	0	0	0	1	0	1	0	1	3	No
15.0303	3 - Associate's degree	1	Men	1	3	0	3	1	0	14	1	1	24	
			Women	0	0	0	0	0	0	3	0	0	3	
			Total	1	3	0	3	1	0	17	1	1	27	No

CIPCODE	Award Level	Major	Gender	Non Resident Alien	Hispanic / Latino	American Indian or Alaska Native	Asian	Black or African American	Native Hawaiian or Other Pacific Islander	White	Two or more Races	Race/ ethnicity unknown	Total	distance education program
Electrical, Electronic and Communications Engineering Technology/Technician														
15.0613 Manufacturing Engineering Technology/Technician	1 - Awards of less than 1 academic year	1	Men	0	0	0	0	0	0	0	0	0	0	
			Women	0	0	0	0	0	0	0	0	0	0	
			Total	0	0	0	0	0	0	0	0	0	0	No
15.0613 Manufacturing Engineering Technology/Technician	3 - Associate's degree	1	Men	1	0	0	9	0	0	7	1	0	18	
			Women	0	1	0	2	0	0	5	0	0	8	
			Total	1	1	0	11	0	0	12	1	0	26	No
15.0699 Industrial Production Technologies/Technicians, Other	1 - Awards of less than 1 academic year	1	Men	0	0	0	0	2	0	16	0	3	21	
			Women	0	1	0	0	0	0	7	0	2	10	
			Total	0	1	0	0	2	0	23	0	5	31	No
15.0699 Industrial Production Technologies/Technicians, Other	2 - Awards of at least 1 but less than 2 academic years	1	Men	0	0	0	0	0	0	5	0	1	6	
			Women	0	1	0	0	0	0	4	0	1	6	
			Total	0	1	0	0	0	0	9	0	2	12	No
15.0699 Industrial Production Technologies/Technicians, Other	4 - Awards of at least 2 but less than 4 academic years	1	Men	0	1	0	0	0	0	5	0	0	6	
			Women	0	1	0	0	0	0	1	0	1	3	
			Total	0	2	0	0	0	0	6	0	1	9	No
15.0805 Mechanical Engineering/Mechanical Technology/Technician	3 - Associate's degree	1	Men	1	1	0	0	0	0	9	0	1	12	
			Women	0	0	0	0	0	0	3	0	0	3	
			Total	1	1	0	0	0	0	12	0	1	15	No
15.0805 Mechanical Engineering/Mechanical Technology/Technician	4 - Awards of at least 2 but less than 4 academic years	1	Men	0	0	0	0	0	0	0	0	0	0	
			Women	0	0	0	0	0	0	0	0	0	0	
			Total	0	0	0	0	0	0	0	0	0	0	No
15.1001 Construction Engineering Technology/Technician	1 - Awards of less than 1 academic year	1	Men	0	0	0	0	0	0	4	0	1	5	
			Women	0	0	0	0	0	0	0	0	1	1	
			Total	0	0	0	0	0	0	4	0	2	6	No
15.1001 Construction Engineering Technology/Technician	3 - Associate's degree	1	Men	0	0	0	0	0	0	2	0	0	2	
			Women	0	0	0	0	0	0	0	0	3	3	
			Total	0	0	0	0	0	0	2	0	3	5	No
15.1301 Drafting and Design Technology/Technician, General	1 - Awards of less than 1 academic year	1	Men	0	7	0	0	4	0	47	6	0	64	
			Women	0	0	0	0	0	0	2	0	0	2	
			Total	0	7	0	0	4	0	49	6	0	66	No
15.1301 Drafting and Design Technology/Technician, General	2 - Awards of at least 1 but less than 2 academic years	1	Men	0	4	0	0	1	0	9	2	0	16	
			Women	0	0	0	0	0	0	1	0	0	1	
			Total	0	4	0	0	1	0	10	2	0	17	No
15.1303 Architectural Drafting and Architectural CAD/CADD	3 - Associate's degree	1	Men	0	0	0	0	0	0	3	0	0	3	
			Women	1	1	0	0	0	0	2	0	0	4	
			Total	1	1	0	0	0	0	5	0	0	7	No

[illegible]

[illegible]

CIPCODE	Award Level	Major	Gender	Non Resident Alien	Hispanic / Latino	American Indian or Alaska Native	Asian	Black or African American	Native Hawaiian or Other Pacific Islander	White	Two or more Races	Race/ ethnicity unknown	Total	distance education program
Electrical and Power Transmission Installation/Installer, General	2 - Awards of at least 1 but less than 2 academic years													
46.0301 Electrical and Power Transmission Installation/Installer, General	3 - Associate's degree	1	Men	0	0	0	0	0	0	2	0	0	2	
			Women	0	0	0	0	0	0	0	0	0	0	
			Total	0	0	0	0	0	0	2	0	0	2	No
46.0403 Building/Home/Construction Inspection/Inspector	1 - Awards of less than 1 academic year	1	Men	0	0	0	0	0	0	1	0	1	2	
			Women	0	0	0	0	0	0	1	0	0	1	
			Total	0	0	0	0	0	0	2	0	1	3	No
46.0403 Building/Home/Construction Inspection/Inspector	3 - Associate's degree	1	Men	0	0	0	1	1	0	6	0	1	9	
			Women	0	0	0	0	0	0	3	0	0	3	
			Total	0	0	0	1	1	0	9	0	1	12	No
46.0412 Building/Construction Site Management/Manager	3 - Associate's degree	1	Men	0	2	0	0	0	0	5	1	0	8	
			Women	1	0	0	0	0	0	2	0	1	4	
			Total	1	2	0	0	0	0	7	1	1	12	No
47.0201 Heating, Air Conditioning, Ventilation and Refrigeration Maintenance Technology/Technician	1 - Awards of less than 1 academic year	1	Men	0	7	0	2	0	0	16	2	1	28	
			Women	0	0	0	0	0	0	2	0	0	2	
			Total	0	7	0	2	0	0	18	2	1	30	No
47.0201 Heating, Air Conditioning, Ventilation and Refrigeration Maintenance Technology/Technician	3 - Associate's degree	1	Men	0	0	0	0	1	0	5	1	1	8	
			Women	0	0	0	1	0	0	0	0	0	1	
			Total	0	0	0	1	1	0	5	1	1	9	No
47.0303 Industrial Mechanics and Maintenance Technology	1 - Awards of less than 1 academic year	1	Men	0	0	0	0	0	0	0	0	0	0	
			Women	0	0	0	0	0	0	0	0	0	0	
			Total	0	0	0	0	0	0	0	0	0	0	No
47.0303 Industrial Mechanics and Maintenance Technology	3 - Associate's degree	1	Men	0	0	0	1	0	0	0	0	0	1	
			Women	0	0	0	0	0	0	0	0	0	0	
			Total	0	0	0	1	0	0	0	0	0	1	No
47.0603 Autobody/Collision and Repair Technology/Technician	1 - Awards of less than 1 academic year	1	Men	0	1	0	1	1	0	3	1	1	8	
			Women	0	0	0	0	0	0	1	0	0	1	
			Total	0	1	0	1	1	0	4	1	1	9	No
47.0603 Autobody/Collision and Repair Technology/Technician	3 - Associate's degree	1	Men	0	0	0	0	0	0	1	1	0	2	
			Women	0	0	0	0	0	0	0	1	0	1	
			Total	0	0	0	0	0	0	1	2	0	3	No
47.0603 Autobody/Collision and Repair Technology/Technician	4 - Awards of at least 2 but less than 4 academic years	1	Men	0	1	0	1	0	0	2	1	0	5	
			Women	0	0	0	0	0	0	1	0	0	1	
			Total	0	1	0	1	0	0	3	1	0	6	No
47.0604	3 - Associate's degree	1	Men	0	3	0	0	0	0	8	0	0	11	
			Women	0	0	0	0	0	0	1	0	0	1	
			Total	0	3	0	0	0	0	9	0	0	12	No

[illegible]

[illegible]

CIPCODE	Award Level	Major	Gender	Non Resident Alien	Hispanic / Latino	American Indian or Alaska Native	Asian	Black or African American	Native Hawaiian or Other Pacific Islander	White	Two or more Races	Race/ ethnicity unknown	Total	distance education program
	1 - Awards of less than 1 academic year		Total	0	0	0	0	0	0	0	0	0	0	No
51.0602 Dental Hygiene/Hygienist	3 - Associate's degree	1	Men	0	0	0	0	0	0	0	0	0	0	
			Women	0	0	0	1	1	0	16	1	0	19	
			Total	0	0	0	1	1	0	16	1	0	19	No
51.0603 Dental Laboratory Technology/Technician	3 - Associate's degree	1	Men	0	0	0	0	0	0	1	0	0	1	
			Women	1	0	0	1	0	1	2	0	0	5	
			Total	1	0	0	1	0	1	3	0	0	6	No
51.0603 Dental Laboratory Technology/Technician	4 - Awards of at least 2 but less than 4 academic years	1	Men	0	1	0	0	0	0	1	0	0	2	
			Women	1	0	0	1	0	0	0	0	0	2	
			Total	1	1	0	1	0	0	1	0	0	4	No
51.0707 Health Information/Medical Records Technology/Technician	1 - Awards of less than 1 academic year	1	Men	0	0	0	0	0	0	0	0	0	0	
			Women	0	0	0	0	0	0	0	0	0	0	
			Total	0	0	0	0	0	0	0	0	0	0	No
51.0707 Health Information/Medical Records Technology/Technician	3 - Associate's degree	1	Men	0	1	0	1	0	0	6	0	0	8	
			Women	0	2	0	4	3	0	21	1	2	33	
			Total	0	3	0	5	3	0	27	1	2	41	Yes
51.0801 Medical/Clinical Assistant	2 - Awards of at least 1 but less than 2 academic years	1	Men	0	0	0	1	0	0	5	0	1	7	
			Women	1	7	0	11	2	0	23	2	4	50	
			Total	1	7	0	12	2	0	28	2	5	57	No
51.0808 Veterinary/Animal Health Technology/Technician and Veterinary Assistant	3 - Associate's degree	1	Men	0	0	1	1	0	0	2	0	0	4	
			Women	0	1	0	1	0	0	22	3	1	28	
			Total	0	1	1	2	0	0	24	3	1	32	No
51.0899 Allied Health and Medical Assisting Services, Other	1 - Awards of less than 1 academic year	1	Men	0	0	0	0	1	0	0	0	1	2	
			Women	0	1	0	3	6	0	6	2	3	21	
			Total	0	1	0	3	7	0	6	2	4	23	No
51.0904 Emergency Medical Technology/Technician (EMT Paramedic)	1 - Awards of less than 1 academic year	1	Men	0	2	0	0	0	0	18	1	5	26	
			Women	0	1	0	0	1	0	9	1	0	12	
			Total	0	3	0	0	1	0	27	2	5	38	No
51.0904 Emergency Medical Technology/Technician (EMT Paramedic)	2 - Awards of at least 1 but less than 2 academic years	1	Men	0	0	0	0	0	0	14	1	4	19	
			Women	0	0	0	0	1	0	6	1	0	8	
			Total	0	0	0	0	1	0	20	2	4	27	No
51.0904 Emergency Medical Technology/Technician (EMT Paramedic)	3 - Associate's degree	1	Men	0	0	0	0	0	0	12	1	3	16	
			Women	0	0	0	0	1	0	6	0	0	7	
			Total	0	0	0	0	1	0	18	1	3	23	No
51.0907 Medical Radiologic Technology/Science - Radiation Therapist	3 - Associate's degree	1	Men	0	1	0	0	0	1	10	1	1	14	
			Women	0	2	0	2	0	0	15	1	1	21	
			Total	0	3	0	2	0	1	25	2	2	35	No

CIPCODE	Award Level	Major	Gender	Non Resident Alien	Hispanic / Latino	American Indian or Alaska Native	Asian	Black or African American	Native Hawaiian or Other Pacific Islander	White	Two or more Races	Race/ ethnicity unknown	Total	distance education program
	1 - Awards of less than 1 academic year		Total	0	0	0	0	0	0	0	0	0	0	No
52.0301 Accounting	2 - Awards of at least 1 but less than 2 academic years	1	Men	0	3	1	1	0	0	12	0	0	17	No
			Women	2	3	0	7	0	0	24	1	4	41	
			Total	2	6	1	8	0	0	36	1	4	58	
52.0302 Accounting Technology/Technician and Bookkeeping	1 - Awards of less than 1 academic year	1	Men	1	5	0	2	1	0	23	1	1	34	No
			Women	4	6	2	10	1	0	45	2	3	73	
			Total	5	11	2	12	2	0	68	3	4	107	
52.0302 Accounting Technology/Technician and Bookkeeping	3 - Associate's degree	1	Men	0	2	1	1	0	0	14	0	1	19	Yes
			Women	4	6	0	5	5	0	27	2	3	52	
			Total	4	8	1	6	5	0	41	2	4	71	
52.0401 Administrative Assistant and Secretarial Science, General	1 - Awards of less than 1 academic year	1	Men	1	0	0	0	0	0	6	0	1	8	No
			Women	1	4	2	4	0	0	34	1	2	48	
			Total	2	4	2	4	0	0	40	1	3	56	
52.0401 Administrative Assistant and Secretarial Science, General	2 - Awards of at least 1 but less than 2 academic years	1	Men	0	0	0	0	0	0	1	0	1	2	No
			Women	0	1	0	1	0	0	8	0	0	10	
			Total	0	1	0	1	0	0	9	0	1	12	
52.0401 Administrative Assistant and Secretarial Science, General	3 - Associate's degree	1	Men	0	1	0	0	0	0	1	0	0	2	No
			Women	1	1	0	1	1	0	5	0	1	10	
			Total	1	2	0	1	1	0	6	0	1	12	
52.0701 Entrepreneurship/Entrepreneurial Studies	1 - Awards of less than 1 academic year	1	Men	0	0	0	0	0	0	0	0	0	0	No
			Women	0	0	1	0	0	0	1	0	0	2	
			Total	0	0	1	0	0	0	1	0	0	2	
52.1201 Management Information Systems, General	1 - Awards of less than 1 academic year	1	Men	0	3	0	3	1	0	9	1	3	20	No
			Women	0	3	0	0	1	0	2	0	0	6	
			Total	0	6	0	3	2	0	11	1	3	26	
52.1401 Marketing/Marketing Management, General	1 - Awards of less than 1 academic year	1	Men	0	0	0	0	0	0	0	0	0	0	No
			Women	0	0	0	0	0	0	0	0	0	0	
			Total	0	0	0	0	0	0	0	0	0	0	
52.1401 Marketing/Marketing Management, General	2 - Awards of at least 1 but less than 2 academic years	1	Men	0	0	0	0	0	0	1	0	0	1	No
			Women	6	0	0	1	0	0	6	2	0	15	
			Total	6	0	0	1	0	0	7	2	0	16	
52.1401 Marketing/Marketing Management, General	3 - Associate's degree	1	Men	1	0	0	0	0	0	0	0	0	1	No
			Women	0	0	0	0	0	0	2	0	1	3	
			Total	1	0	0	0	0	0	2	0	1	4	

Completions: total by first major

99.0000 Summary Grand Totals	Award Level	Nonresi- dent alien	Hispanic Latino	American Indian or Alaska Native	Asian	Black or African American	Native Hawaiian or Other Pacific Islander	White	Two or more Races	Race/ ethnicity unknown	Total	PY Total
Awards of less than 1 academic year	1											
Men		3	58	6	35	22	1	439	34	47	645	467
Women		20	47	8	36	25	0	300	21	31	488	543
Total		23	105	14	71	47	1	739	55	78	1133	1010
Awards of at least 1 but less than 2 academic years	2											
Men		2	13	1	8	5	0	119	6	18	172	189
Women		12	22	1	22	4	0	108	10	15	194	205
Total		14	35	2	30	9	0	227	16	33	366	394
Associate's degree	3											
Men		60	156	14	118	70	9	991	94	98	1610	1651
Women		98	250	17	171	94	12	1250	165	118	2175	2183
Total		158	406	31	289	164	21	2241	259	216	3785	3834
Awards of at least 2 but less than 4 academic years	4											
Men		1	13	0	3	1	0	40	1	6	65	85
Women		1	1	0	1	0	1	7	0	1	12	22
Total		2	14	0	4	1	1	47	1	7	77	107

Grand Total Men		66	240	21	164	98	10	1589	135	169	2492	2392
Grand Total Women		131	320	26	230	123	13	1665	196	165	2869	2953
Grand Total		197	560	47	394	221	23	3254	331	334	5361	5345

PY Grand Total Men		103	252	26	171	96	4	1460	121	159		2392
PY Grand Total Women		94	335	33	240	98	13	1799	176	165		2953
PY Grand Total		197	587	59	411	194	17	3259	297	324		5345

All Completers

Institutions must report the following information. (Some data will be pre-populated from the completions by CIP code data.)

All Completers

Number of students by gender and race and ethnicity earning an award between July 1, 2018 and June 30, 2019. Count each student only once, regardless of how many awards he/she earned. The intent of this screen is to collect an unduplicated count of total numbers of *completers*.

- Report Hispanic/Latino individuals of any race as Hispanic/Latino
- Report race for non-Hispanic/Latino individuals only

	Men		Women		Total Students
	Number of Students	Total Awards	Number of Students	Total Awards	
<u>Nonresident alien</u>	62	66	97	131	159
<u>Hispanic/Latino</u>	189	240	271	320	460
<u>American Indian or Alaska Native</u>	17	21	19	26	36
<u>Asian</u>	137	164	210	230	347
<u>Black or African American</u>	81	98	100	123	181
<u>Native Hawaiian or Other Pacific Islander</u>	9	10	12	13	21
<u>White</u>	1,238	1,589	1,409	1,665	2,647
<u>Two or more races</u>	111	135	172	196	283
<u>Race and ethnicity unknown</u>	132	169	133	165	265
TOTAL	1,976	2,492	2,423	2,869	4,399
PY TOTAL	1,975		2,451		4,426

Completers by Level

Institutions must report the number of students who earned an award by level. This screen will be shown for each of the following consolidated award levels for which there is a reported completion:

- Postsecondary awards, certificates, or diplomas of less than 1 academic year
 - Less than 900 clock hours, or
 - Less than 30 SEMESTER or TRIMESTER credit hours, or
 - Less than 45 QUARTER credit hours
- Postsecondary awards, certificates, or diplomas of at least 1 but less than 4 academic years
 - 900 or more clock hours, or
 - 30 or more SEMESTER or TRIMESTER credit hours, or
 - 45 or more QUARTER credit hours
- Associate's degrees
- Bachelor's degrees
- Master's degrees
- Doctor's degrees
- Postbaccalaureate and post-master's certificates

Postsecondary award, certificate, or diploma of less than 1 academic year:


Less than 900 clock hours, or less than 30 semester or trimester credit hours, or less than 45 quarter credit hours

Number of students by gender, by race and ethnicity, and by age earning this award between July 1, 2018 and June 30, 2019. Each student should be counted once per award level. For example, if a student earned a master's degree and a doctor's degree, he/she should be counted once in master's and once in doctor's. A student earning two master's degrees should be counted only once.

- Report Hispanic/Latino individuals of any race as Hispanic/Latino
- Report race for non-Hispanic/Latino individuals only

	Number of Students	Total Awards
By Gender		
Men	489	645
Women	384	488
TOTAL	873	1,133
PY TOTAL	798	
By Race/Ethnicity		
<u>Nonresident alien</u>	18	23
<u>Hispanic/Latino</u>	81	105

<u>American Indian or Alaska Native</u>	8	14
<u>Asian</u>	62	71
<u>Black or African American</u>	36	47
<u>Native Hawaiian or Other Pacific Islander</u>	1	1
<u>White</u>	556	739
Two or more races	45	55
<u>Race and ethnicity unknown</u>	66	78
TOTAL	873	1,133

 By Age		
Under 18	1	
18-24	208	
25-39	428	
40 and Above	236	
Age Unknown	0	
TOTAL	873	1,133

Completers by Level

Institutions must report the number of students who earned an award by level. This screen will be shown for each of the following consolidated award levels for which there is a reported completion:

- Postsecondary awards, certificates, or diplomas of less than 1 academic year
 - Less than 900 clock hours, or
 - Less than 30 SEMESTER or TRIMESTER credit hours, or
 - Less than 45 QUARTER credit hours
- Postsecondary awards, certificates, or diplomas of at least 1 but less than 4 academic years
 - 900 or more clock hours, or
 - 30 or more SEMESTER or TRIMESTER credit hours, or
 - 45 or more QUARTER credit hours
- Associate's degrees
- Bachelor's degrees
- Master's degrees
- Doctor's degrees
- Postbaccalaureate and post-master's certificates

Postsecondary award, certificate, or diploma of at least 1 but less than 4 academic years:


900 or more clock hours, or 30 or more semester or trimester credit hours, or 45 or more quarter credit hours

Number of students by gender, by race and ethnicity, and by age earning this award between July 1, 2018 and June 30, 2019. Each student should be counted once per award level. For example, if a student earned a master's degree and a doctor's degree, he/she should be counted once in master's and once in doctor's. A student earning two master's degrees should be counted only once.

- Report Hispanic/Latino individuals of any race as Hispanic/Latino
- Report race for non-Hispanic/Latino individuals only

	Number of Students	Total Awards
By Gender		
Men	189	237
Women	205	206
TOTAL	394	443
PY TOTAL	448	
By Race/Ethnicity		
<u>Nonresident alien</u>	16	16
<u>Hispanic/Latino</u>	46	49
<u>American Indian or Alaska Native</u>		2

	<input type="text" value="2"/>	
<u>Asian</u>	<input type="text" value="31"/>	34
<u>Black or African American</u>	<input type="text" value="8"/>	10
<u>Native Hawaiian or Other Pacific Islander</u>	<input type="text" value="1"/>	1
<u>White</u>	<input type="text" value="240"/>	274
Two or more races	<input type="text" value="17"/>	17
<u>Race and ethnicity unknown</u>	<input type="text" value="33"/>	40
TOTAL	394	443

 By Age		
Under 18	<input type="text" value="0"/>	
18-24	<input type="text" value="110"/>	
25-39	<input type="text" value="187"/>	
40 and Above	<input type="text" value="97"/>	
Age Unknown	<input type="text" value="0"/>	
TOTAL	394	443

Completers by Level

Institutions must report the number of students who earned an award by level. This screen will be shown for each of the following consolidated award levels for which there is a reported completion:

- Postsecondary awards, certificates, or diplomas of less than 1 academic year
 - Less than 900 clock hours, or
 - Less than 30 SEMESTER or TRIMESTER credit hours, or
 - Less than 45 QUARTER credit hours
- Postsecondary awards, certificates, or diplomas of at least 1 but less than 4 academic years
 - 900 or more clock hours, or
 - 30 or more SEMESTER or TRIMESTER credit hours, or
 - 45 or more QUARTER credit hours
- Associate's degrees
- Bachelor's degrees
- Master's degrees
- Doctor's degrees
- Postbaccalaureate and post-master's certificates

Associate's degrees


Number of students by gender, by race and ethnicity, and by age earning this award between July 1, 2018 and June 30, 2019. Each student should be counted once per award level. For example, if a student earned a master's degree and a doctor's degree, he/she should be counted once in master's and once in doctor's. A student earning two master's degrees should be counted only once.

- Report Hispanic/Latino individuals of any race as Hispanic/Latino
- Report race for non-Hispanic/Latino individuals only

	Number of Students	Total Awards
By Gender		
Men	1,505	1,610
Women	2,013	2,175
TOTAL	3,518	3,785
PY TOTAL	3,579	
By Race/Ethnicity		
<u>Nonresident alien</u>	141	158
<u>Hispanic/Latino</u>	372	406
<u>American Indian or Alaska Native</u>	30	31

<u>Asian</u>	<input type="text" value="272"/>	289
<u>Black or African American</u>	<input type="text" value="150"/>	164
<u>Native Hawaiian or Other Pacific Islander</u>	<input type="text" value="20"/>	21
<u>White</u>	<input type="text" value="2,103"/>	2,241
Two or more races	<input type="text" value="237"/>	259
<u>Race and ethnicity unknown</u>	<input type="text" value="193"/>	216
TOTAL	3,518	3,785

--

? By Age		
Under 18	 <input type="text" value="19"/>	
18-24	<input type="text" value="1,468"/>	
25-39	<input type="text" value="1,578"/>	
40 and Above	<input type="text" value="453"/>	
Age Unknown	<input type="text" value="0"/>	
TOTAL	3,518	3,785

Summary

IPEDS collects important information regarding your institution. All data reported in IPEDS survey components become available in the IPEDS Data Center and appear as aggregated data in various Department of Education reports. Additionally, some of the reported data appears specifically for your institution through the College Navigator website and is included in your institution's Data Feedback Report (DFR). The purpose of this summary is to provide you an opportunity to view some of the data that, when accepted through the IPEDS quality control process, will appear on the College Navigator website and/or your DFR. College Navigator is updated approximately three months after the data collection period closes and Data Feedback Reports will be available through the [Data Center](#) and sent to your institution's CEO in November 2019.

Please review your data for accuracy. If you have questions about the data displayed below after reviewing the data reported on the survey screens, please contact the IPEDS Help Desk at: 1-877-225-2568 or ipedshelp@rti.org.

Summary of Completions Data

Award Level	Number of Completions	
	1 st major	2 nd major
<u>Postsecondary award, certificate, or diploma (less than 1 academic year)</u>	1,133	0
<u>Postsecondary award, certificate, or diploma (at least 1 but less than 2 academic years)</u>	366	0
<u>Associate's degree</u>	3,785	0
<u>Postsecondary award, certificate, or diploma (at least 2 but less than 4 academic years)</u>	77	0
Total number of degrees and certificates	5,361	

Summary of Completers Data

	Number of Students		
	Men	Women	Total
All Completers	1,976	2,423	4,399