







# Portland Community College Dental Plans - October 1, 2025 to September 30, 2026

|  |   |   |  |  |
|--|---|---|--|--|
| Dental   | Premier Plan 5 <sup>1</sup><br>Delta Dental Premier Network<br>INCENTIVE PLAN   | Premier Plan 6<br>Delta Dental Premier Network  | Kaiser Dental Plan<br>Kaiser Permanente Facilities <sup>2</sup>                    | Willamette Dental Plan<br>Willamette Dental Group<br>Facilities <sup>2</sup>       |
| Dental Office Visit Copayment  | n/a   | n/a   | \$20 <sup>3</sup>  | \$20 <sup>3</sup>  |
| Benefit Maximum  | \$1,700 <sup>4</sup>  | \$1,200   | \$3,000 <sup>4</sup>   | n/a  |
| Deductible   | \$50  | \$50  | n/a  | n/a  |
| <b>Preventive and Diagnostic Services - Deductible Waived for Preventive &amp; Diagnostic Services on Delta Dental Plans</b> |   |   |  |  |
| Oral exams, X-rays, cleaning (prophylaxis), fluoride treatments, and space maintainers                                       | 70% + 10% each plan year <sup>6</sup>   | 100% <sup>6</sup>   | 100% <sup>6</sup>  | 100%   |
| <b>Restorative Services</b>  |   |   |  |  |
| Routine fillings, inlays and stainless steel crowns  | 70% + 10% <sup>1</sup> each plan year   | 80% <sup>1</sup>  | 100% <sup>3</sup>  | 100% <sup>3</sup>  |
| <b>Simple Extraction</b>   |   |   |  |  |
| Simple tooth extractions   | 70% + 10% each plan year  | 80%   | 100% <sup>3</sup>  | 100% <sup>3</sup>  |
| <b>Oral Surgery</b>  |   |   |  |  |
| Surgical tooth extractions, including diagnosis and evaluation   | 70% + 10 %each plan year  | 80%   | \$50 copay <sup>3</sup>  | \$50 copay <sup>3</sup>  |
| <b>Periodontics</b>  |   |   |  |  |
| Diagnosis, evaluation, and treatment of gum disease including scaling and root planing                                       | 70% + 10 %each plan year  | 80%   | 100% <sup>3</sup>  | 100% <sup>3</sup>  |
| <b>Endodontics</b>   |   |   |  |  |
| Root canal and related therapy including diagnosis and evaluation  | 70% + 10 %each plan year  | 80%   | \$50 copay <sup>3</sup>  | \$50 copay <sup>3</sup>  |
| <b>Major Restorative Services</b>  |   |   |  |  |
| Gold or porcelain crowns and onlays  | 70%   | 50%   | \$250 copay <sup>3</sup>   | \$250 copay <sup>3,5</sup>   |
| Implants   | 50%   | 50%   | 50% <sup>3</sup>   | Implant surgery up to \$1,500 calendar year maximum <sup>5</sup>                   |
| <b>Other covered services</b>  |   |   |  |  |
| Occlusal guards (night guards)   | 50% up to \$250 maximum, once every 5 years   | 50% up to \$250 maximum, once every 5 years   | 65%, once every 5 years  | 100% once every 2 years  |
| Athletic mouth guards  | 50%   | 50%   | 65%, once every 12 months  | \$100 copay <sup>3</sup>   |
| Nitrous Oxide  | 50%   | 50%   | \$0 copay (Age 12 & Under)<br>\$25 copay (Ages 13 and up)                          | \$15 copay <sup>3</sup>  |
| <b>Fixed and Removable Prosthetic Services</b>   |   |   |  |  |
| Full and partial dentures, relines, rebases  | 50%   | 50%   | \$100 copay <sup>3</sup>   | \$100 copay <sup>3,5</sup>   |
| Bridge retainers and pontics   | 50%   | 50%   | \$250 copay <sup>3</sup>   | \$250 copay <sup>3,5</sup>   |
| <b>Orthodontics</b>  |   |   |  |  |
| Orthodontic Treatment  | 80% to \$1,800 lifetime max   | NO ORTHO COVERAGE   | \$2,500 copay + \$20 per visit   | \$2,500 copay + \$20 per visit   |

<sup>1</sup> Under Delta Dental Plan 5, incentive plan benefits start at 70% the first plan year, then increase by 10% each plan year (up to a maximum of 100%) provided the individual has visited the dentist at least once during the previous plan year.

<sup>2</sup> Services performed by providers outside the limited network are not covered unless for a dental emergency.

<sup>3</sup> Office visit copayment applies at each visit, in addition to any plan copayments for services.

<sup>4</sup> Preventive care and orthodontia do not accrue to this maximum

<sup>5</sup> Dental implant-supported prosthetics (crowns, bridges, and dentures) are not a covered benefit under the Willamette Dental Group plan.

<sup>6</sup> Preventative services will not accrue towards the plan benefit maximum.

**This document is for comparison purposes only and is not intended to fully describe the benefits of each Plan. Refer to your member handbook for more details of benefit coverage. In the case of a conflict between this comparison and your member handbook, the member handbook will prevail.**