

PCC Education Abroad First Steps Videos: **Application Process + Timeline**



Welcome to the First Step Video series from the PCC Education Abroad Office. My name is Ali Garfinkle, and in this video I am going to walk you through the Application Process and Timeline for studying abroad with PCC in 2024.

Hello from the PCC Ed Abroad staff



Anne Frey
Education Abroad
Manager



Ali Garfinkle
Education Abroad
Specialist



Adriane Bolliger
Education Abroad
Specialist



Joshua Andersen
Experiential
Learning Assistant



Our Education Abroad Staff is made up of four stellar staffers, we are all happy to discuss adventures with you and you will likely be hearing from all of us!

Consider Your Program Options



www.pcc.edu/education-abroad/programs



If you are not yet familiar with the PCC options to study abroad, please visit our website which is www.pcc.edu/education-abroad/programs.

Eligibility Requirements

- 18 years or older (upon departure)
- Good academic and disciplinary standing
- Prerequisite course(s) completed or waived
- Attend an Education Abroad First Steps Meeting
- Independence, self-reliance, and maturity
- Willingness and ability to embrace the challenges of studying abroad.



In order to be eligible to participate on a PCC program, you need to be 18 years or older, in good academic standing, and have completed the course prerequisites. You will need to follow our process and timeline which shows that you are independent and mature and you are willing to embrace challenges (and fun) of traveling.

Application & Preparation: A Timeline

Apply

First Step videos, make your plan, apply to the program, get accepted, apply for a passport

Next Steps

Next Steps meeting with an Ed Abroad Advisor, apply for scholarships, submit \$500 non refundable deposit

Prepare

Pre-Departure orientations with Education Abroad staff, register for course, pay remaining tuition and program fees

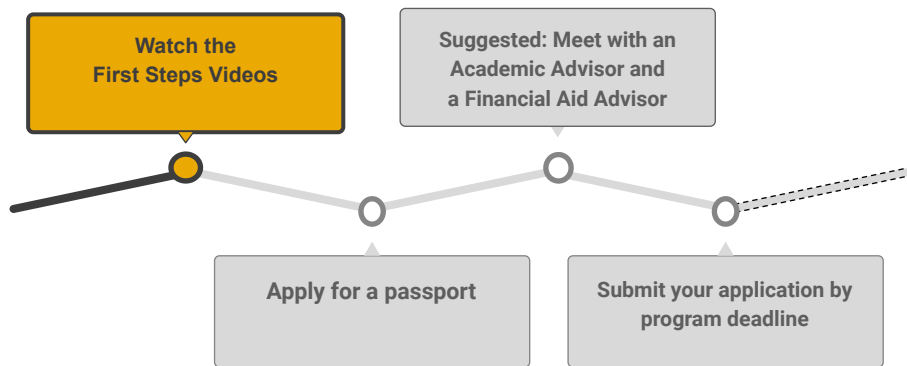
Go Abroad

Travel to your study abroad program destination



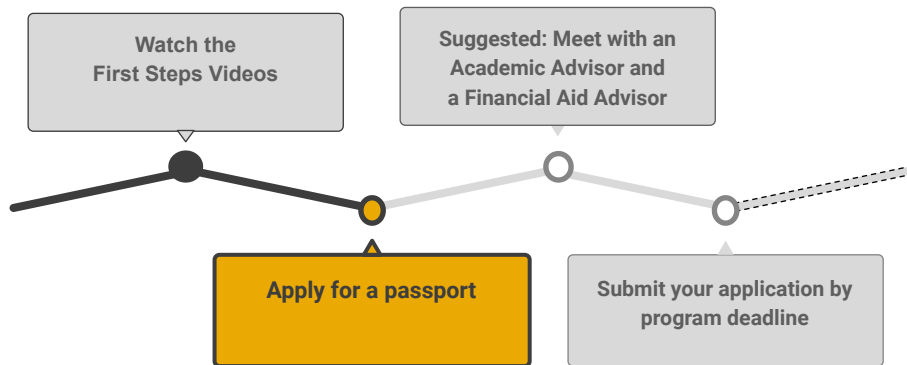
Let's take a closer look at the timeline you will follow as you prepare to study abroad. First, let's look at the Application Timeline.

Application Timeline: Apply



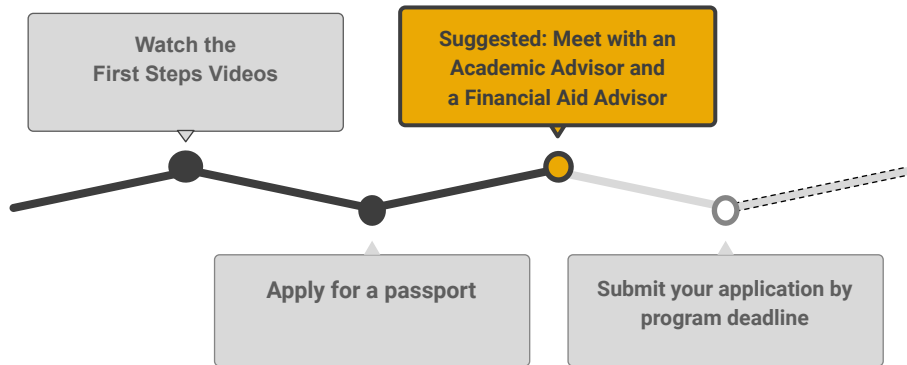
Watching the First Steps Videos will be immensely helpful, providing short explanations about our processes and procedures. These videos are required viewing as a part of your application process, so good work completing the first video!

Application Timeline: Apply



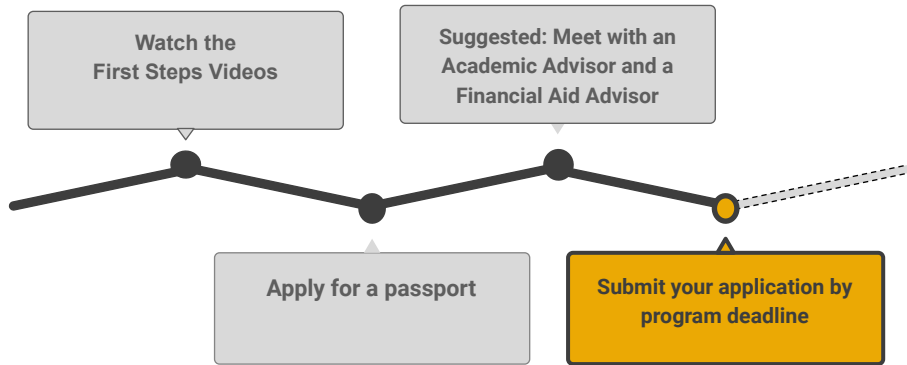
Early on in this process, you should apply for a passport. Passport applications take about 3 months to process, you need to complete your application by March 1st. We are happy to help and have resources on our website.

Application Timeline: Apply



You should consider meeting with an Academic Advisor and a Financial Aid Advisor. Academic Advisors help make sure you are progressing academically to stay on track at PCC. The Financial Aid Advisor can look at your specific financial aid package to help you plan your finances. You will find a First Steps video specifically about funding your experience.

Application Timeline: Apply



When you have completed these steps and are ready to apply for the program, you will submit an online study abroad application. To learn more about the application itself, take a look at the How to Apply webpage on our website posted below.

Application Deadlines

February and May 2024

Deadline: February 15, 2024:

- Human Sexuality in Amsterdam
- Statistics in Barcelona
- New Media Arts in Berlin
- Field Ecology and Environmental Science in Costa Rica
- Intro to Psychology in Portugal
- Intro to Entrepreneurship in Prague
- Digital Photography in Prague

Deadline: May 15, 2024:

- Social Change in Cuba (Fall course)



The deadline for the online application is February 15 for summer programs, and May 15 for the fall Sociology course in Cuba.

Application Timeline

Apply

First Step videos, make your plan, apply to the program, get accepted, apply for a passport

Next Steps

Next Steps meeting with an Education Abroad Advisor, apply for scholarships, submit \$500 non-refundable program deposit

Prepare

Pre-Departure orientations with Education Abroad staff, register for course, pay remaining tuition and program fees

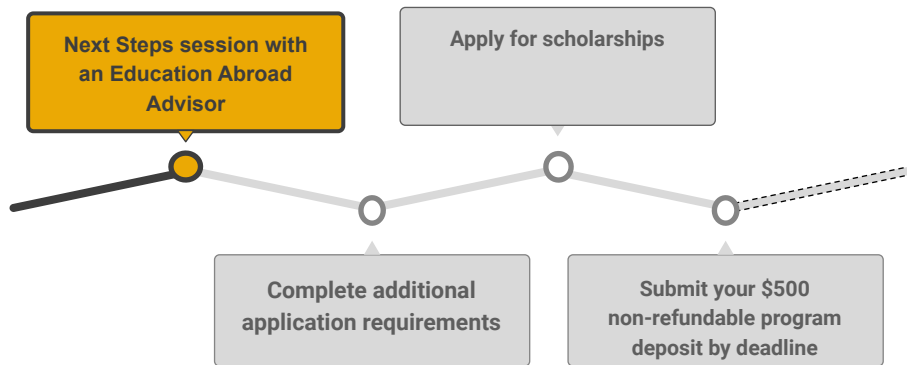
Go Abroad

Travel to your study abroad program destination



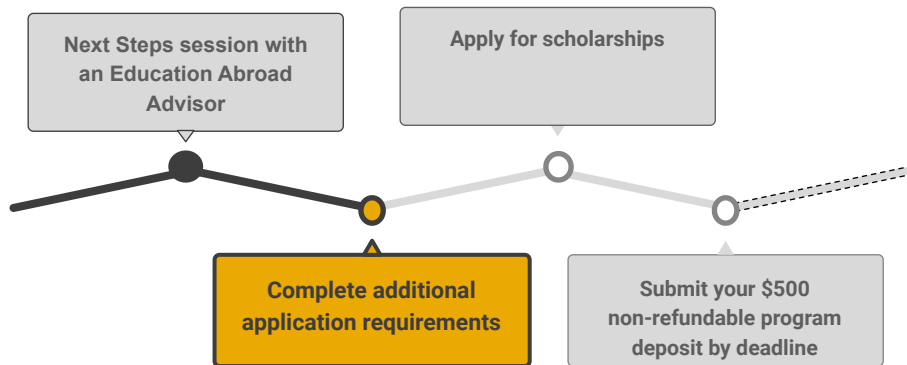
Let's discuss what happens after you turn in an application.

Application Timeline: Next Steps



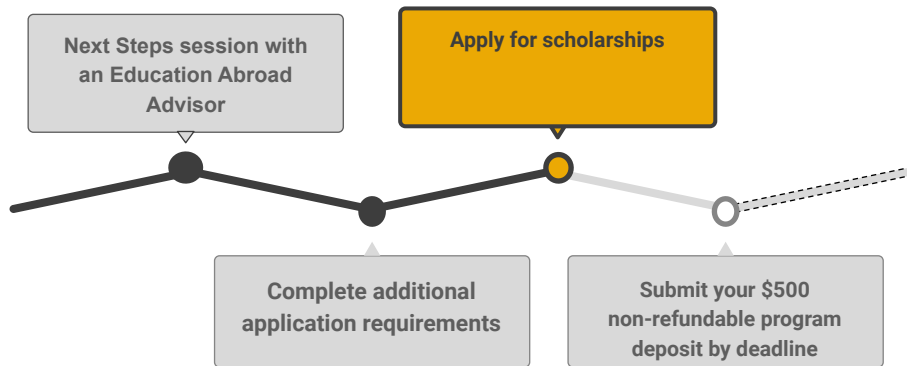
Once your online application is submitted, Education Abroad Advisors review your eligibility and will send you additional information via email about your next requirements. This multi-step process includes online and in-person requirements, including a Next Steps: Financial Planning meeting with study abroad advisors.

Application Timeline: Next Steps



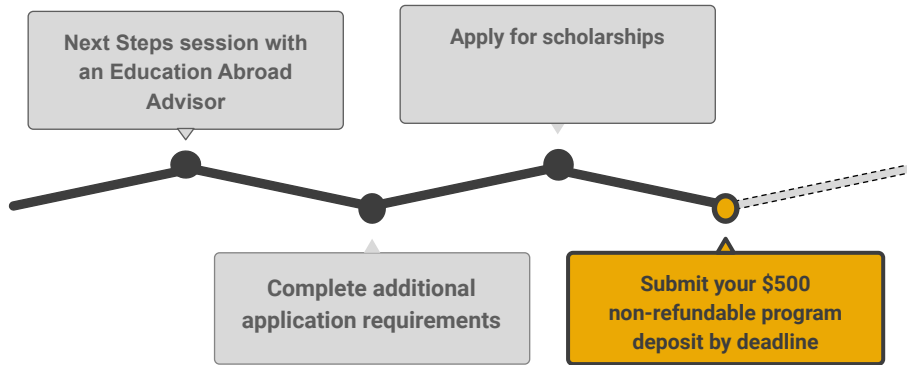
You will be asked to complete additional requirements in the study abroad application portal, such as understanding the process and timeline and our policies. These documents will help you prepare to study abroad.

Application Timeline: Next Steps



At the same time, you can work on how you will fund your study abroad experience, such as putting together scholarship applications. Our office helps students with scholarship essays.

Application Timeline: Next Steps



When you have completed the documentation and the meetings, you will be able to submit your non-refundable \$500 deposit, which holds your spot on the program.

Program Deposit Deadlines



\$500 non-refundable deposit

Deadline: February 22, 2024:

- Human Sexuality in Amsterdam
- Statistics in Barcelona
- New Media Arts in Berlin
- Field Ecology and Environmental Science in Costa Rica
- Intro to Psychology in Portugal
- Intro to Entrepreneurship in Prague
- Digital Photography in Prague

Deadline: May 22, 2024:

- Social Change in Cuba (Fall course)



The program deposit deadline is February 22 for Summer programs, and May 22 for the fall sociology course in Cuba.

Application Timeline

Apply

First Step videos, make your plan, apply to the program, get accepted, apply for a passport

Next Steps

Next Steps meeting with an Education Abroad Advisor, apply for scholarships, submit \$500 non refundable deposit

Prepare

Pre-Departure orientations with Education Abroad staff, register for course, pay remaining tuition and program fees

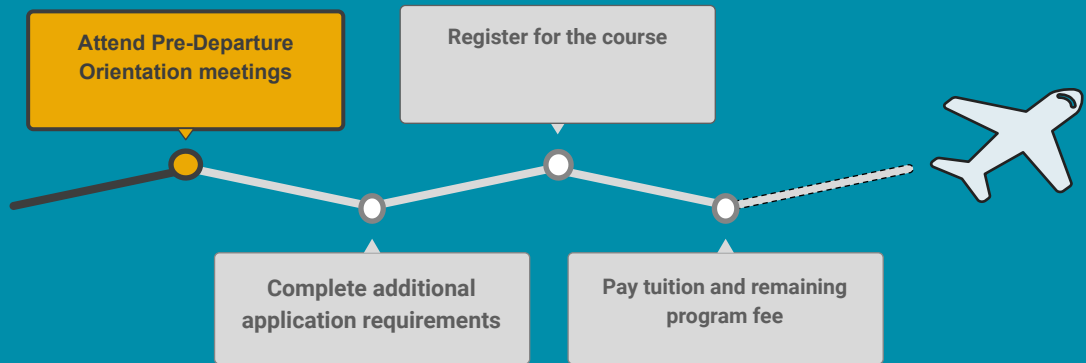
Go Abroad

Travel to your study abroad program destination



Let's give an overview of what you can expect once you have committed to the program by submitting your non-refundable deposit.

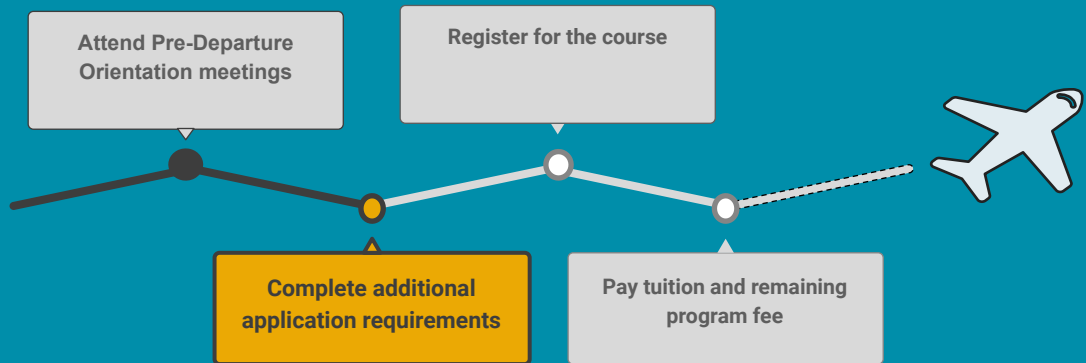
Application Timeline: Prepare



You will have required meetings, both virtual and in-person, to prepare you for your experience abroad. We will discuss travel arrangements, your housing, packing lists, and more.

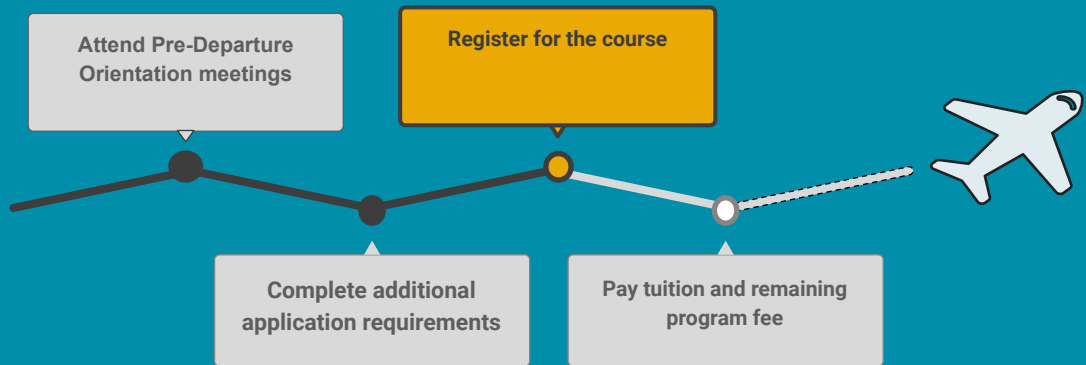


Application Timeline: Prepare



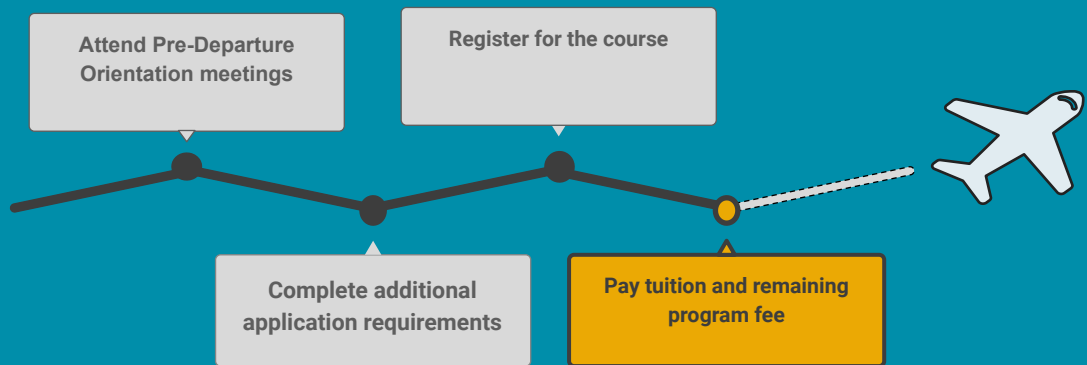
There will be additional documentation to upload to the study abroad portal.

Application Timeline: Prepare



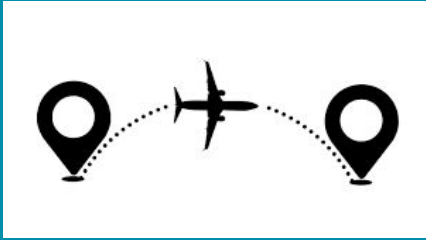
In May, you will register for the summer study abroad course.

Application Timeline: Prepare



In June, you will pay the summer tuition and remaining program fee. If you are applying for a fall program, refer to the dates listed on our website instead.

You Can Do This!



This is a multi-step process, and the Education Abroad Office is here to help.



Our office is here to help you through this process, step by step.

Questions?



- Education Abroad Office:
 - Program eligibility
 - Application
 - Passport
 - Scholarship
 - Health and travel safety



If you have questions about the application, your passport, scholarships, or health and safety while traveling, bring those questions to the Ed Abroad Staff.

Questions?



- Course Instructor:
 - Academic
 - Course content
 - Class expectations



If you have questions about academics or course specifics, please contact the instructor for the course.

Machu Picchu, Peru
2017 PCC Study Abroad



- ★ Our goal is for everyone to be successful abroad
- ★ Letting us know what you need helps us help you
- ★ The sooner you choose to approach us, the more support we can offer
- ★ This is **not** considered in the acceptance process

**YOUR SUCCESS IS
OUR SUCCESS!**



If you use any accommodations to be successful in your courses at PCC, please disclose those early to the Education Abroad staff. This information has no bearing on your admission to the course. Our goal is to create an environment where you can be successful abroad.

Questions? Meet with an Ed Abroad Advisor



Ali Garfinkle
Education Abroad
Specialist



Adriane Bolliger
Education Abroad
Specialist



Joshua Andersen
Experiential
Learning Assistant

**Weekly Advising
Meetings**

**Individual
Appointments**

**Prefer to meet in
person?**

Ed Abroad Office
Cascade Campus,
Terrell Hall, Room 116

971-722-7117
studyabroad@pcc.edu



Let us know if you have any questions about this process, we are happy to help!
Thank you for watching this First Steps Video.