

## Winter 2021 Campus Survey Summary







In 2016, Portland Community College (PCC) began its first facilities plan to provide a comprehensive assessment of the college’s built environment and a framework to determine future capital investments.

Given the size of the college, the Facilities Plan work was divided into two phases. Phase I looked at the condition of all college buildings and how efficiently existing classroom space is used. Phase II is now underway. This phase focuses on future needs to determine how the college can physically grow to better support its mission of equitable student success.

To help determine the appropriate size of PCC and how future space should function, the project team is analyzing many types of data including demographics, enrollment numbers, and PCC’s program delivery. All of this data will assist in creating a long-term plan for PCC’s future investment and growth that is strategic, inclusive, and mission focused.

The project team is asking PCC students, staff, faculty, and community members about their experiences at the college and how they imagine PCC in the future. The PCC Facilities Plan Campus Survey was the first official engagement for Phase II of the Facilities Plan.



### Survey Overview and Overall Participation

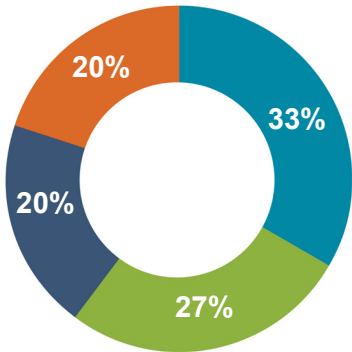
The Campus Survey asked participants to share where they spend time on PCC campuses and where they feel safe, comfortable, and welcome. The Campus Survey consisted of four surveys, one for each campus: Cascade, Rock Creek, Southeast, and Sylvania. The online survey was available from January 6 to February 8, 2021.

### Total data received across all four campuses

- Survey had a total of 428 participants.
- The Interactive Map received 933 comments.

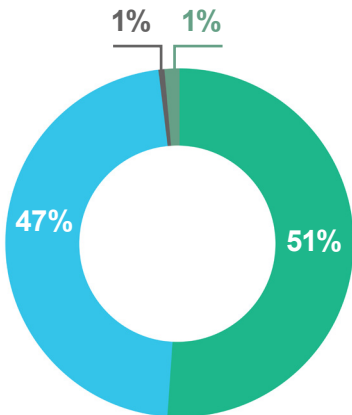
### Responses by Campus

Sylvania	159
Rock Creek	128
Cascade	95
Southeast	94



### Participant affiliation

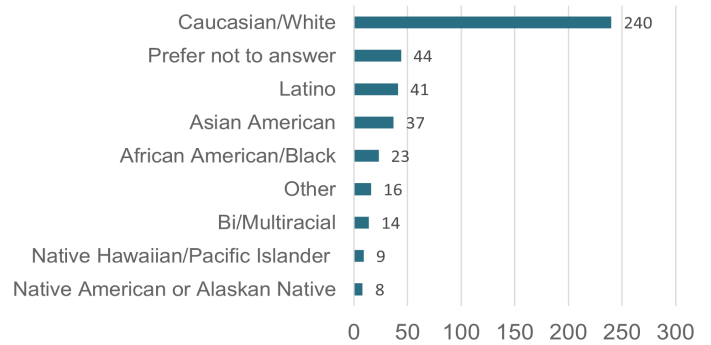
Students	220
Employees	202
Community Partners	3
Other	5



## Race/Ethnicity

Participants identified their races and ethnicities in the following ways: Caucasian/White (240); Latino (41) Asian American, African American/Black (23 respondents), Other (16); Bi/Multiracial (14), Native Hawaiian/Pacific Islander (9), and Native American or Alaskan Native (8).

Race/Ethnicity  
(432 total selections)



## Key Themes Across Campuses

Overall, the survey revealed that students, faculty and staff who spend time in campus spaces outside of class or work are largely focused on studying or taking breaks in between commitments. Participants generally like and feel safe, comfortable, and welcome in key campus outdoor spaces.

Students, faculty and staff offered many creative ideas to improve various parts of each campus, including outdoor spaces and buildings. Participants provided feedback in terms of how well campus spaces support them within a busy schedule of learning, teaching, or working.

Safety concerns tended to focus on parking lots, lighting, restrooms, pedestrian safety and accessibility, and theft.

These themes emerged for areas of potential improvement across campuses:

- **Lighting, security, and safety** on paths, parking lots, and building entrances.
- **Directional signage in multiple languages** to help students access services and destinations.
- **ADA access.**
- **Traffic control and improvements to pedestrian safety.**
- Preserve and enhance **green areas, plants, and trees** on and around campus.
- **Better and more affordable, diverse food options** on campus.



*I feel nurtured as I stand among growing plants and watch the garden through the seasons."*

Cascade Campus



*I enjoy the green open spaces and mature trees."*

SE Campus



*There is very low lighting here at night and I remember not feeling safe because of it."*

Rock Creek Campus



*As a wheelchair user I'm constantly in danger of getting my wheels stuck at and between those ground plates. So I avoid this space as much as possible."*

Sylvania Campus



## Your Campus Experience

The Your Campus Experience interactive comment map asked participants to share about their campus experience, where they spend time on campus, and where they feel safe, comfortable, and welcome.

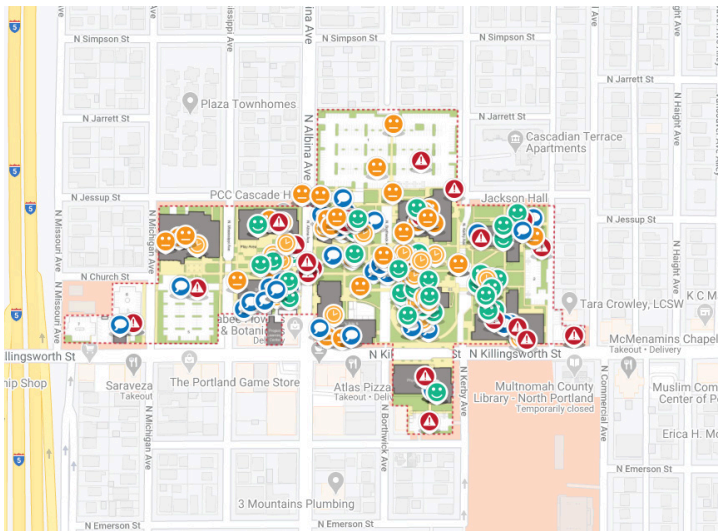
Based on the responses from participants, several key themes arose for the each campus.

### Cascade Campus

Cascade Campus received a total of **167** comments.

#### Key Themes from Cascade Campus

- Provide **better and more affordable, diverse food options** on campus.
- Improve **pedestrian safety** for people using the surrounding transportation infrastructure to access the campus.
- Improve **lighting, security, and safety** in and around parking lots and across campus.
- Provide more and more accessible **gender-neutral bathrooms**.



“During cooler weather this spot is great because I can soak up the sun whenever it is out.”  
Library, Cascade Campus

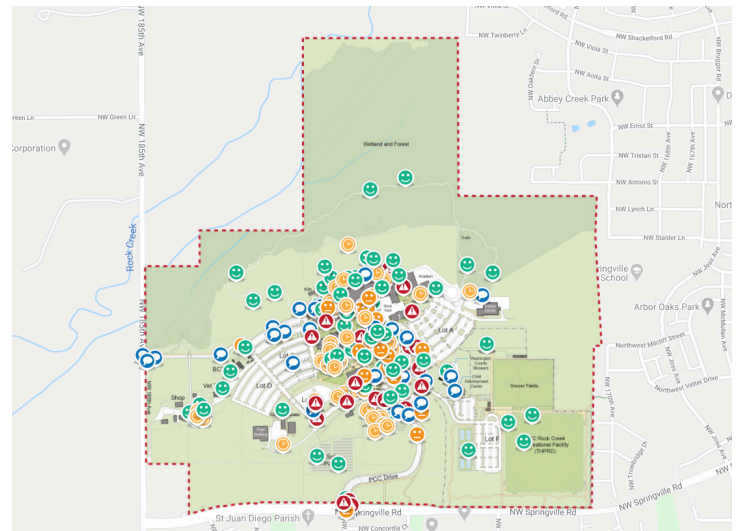
“Not a lot of space for studying and resource centers get lost in the back and are hard to find.”  
Student Union Building, Cascade Campus

### Rock Creek Campus

Rock Creek Campus received a total of **201** comments.

#### Key Themes from Rock Creek Campus

- Improve **lighting, security, and safety** around campus, specifically for paths, parking lots, and building entrances.
- Improve and provide **directional signage in multiple languages** to help students access services and destinations.
- **Preserve the green areas, plants, and trees** on and around campus.
- Provide more **covered outdoor spaces** for studying and gathering.



“There isn't much light here at night so it can feel a little unsafe as a woman walking alone.”  
Building 5, Rock Creek Campus

“I enjoy the open space and student artwork.”  
Building 3, Rock Creek Campus

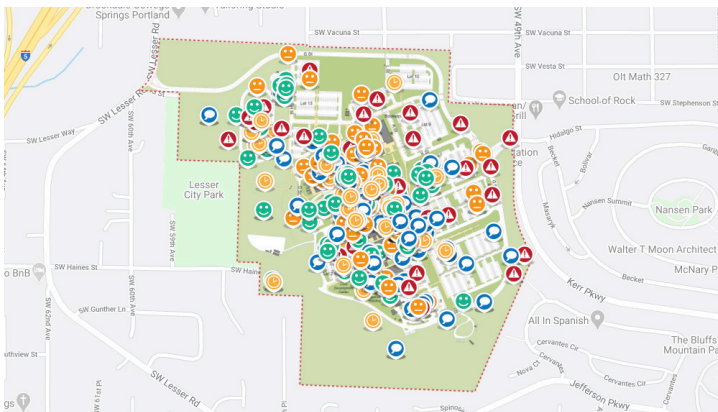


## Sylvania Campus

Cascade Campus received a total of **291** comments.

### Key Themes from Sylvania Campus

- **Preserve and enhance the outdoor spaces** around campus, specifically the Zen Garden, Learning Garden, existing natural and landscaped areas, and walking paths.
- **Improve the lighting, security, and safety** around campus.
- **Improve ADA accessibility** of the spaces on campus.
- **Improve directional signage in multiple languages** to help students access services and destinations.



“

*This courtyard is beautiful and peaceful. The flowering bushes and trees in the spring are especially nice.”*

Library Plaza, Sylvania Campus

“

*...The cafeteria itself seems okay, but the food selections aren't all that healthy and I don't feel it's a super safe environment for all students at times...”*

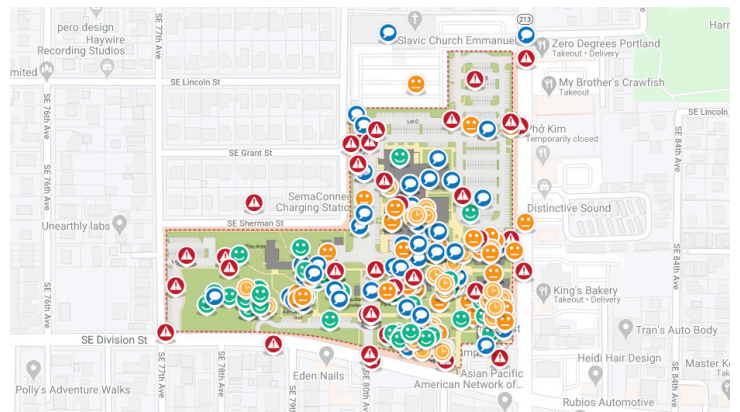
College Center and Cafeteria, Sylvania Campus

## Southeast Campus

Southeast Campus received a total of **257** comments.

### Key Themes from Southeast Campus

- **Improve lighting, security, and safety** around campus, specifically to address bike theft and threats to physical safety.
- **Address traffic control and transportation mode safety issues** around campus, specifically on SE Harrison St, SE Division St, SE 8th Ave, SE Grant St.
- **Improve pedestrian safety** for people using the surrounding transportation infrastructure to access the campus.



“

*There is a lot of natural light and the space almost always looks clean. I include this space on any tours I give for family and friends”*

Library, Southeast Campus

“

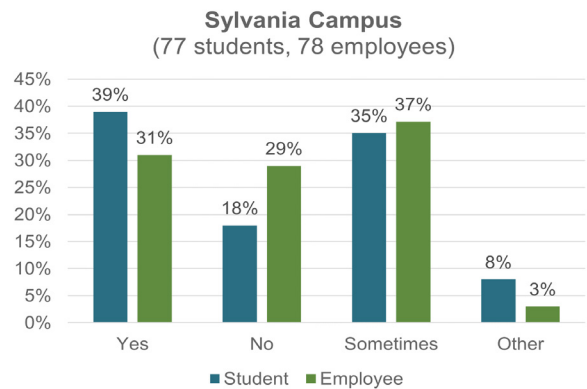
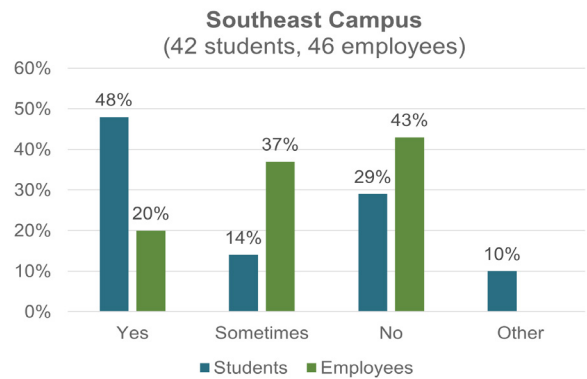
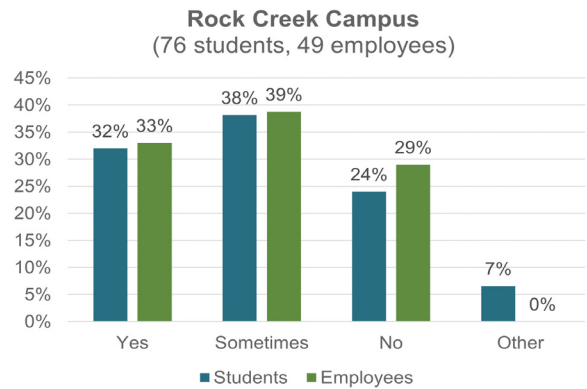
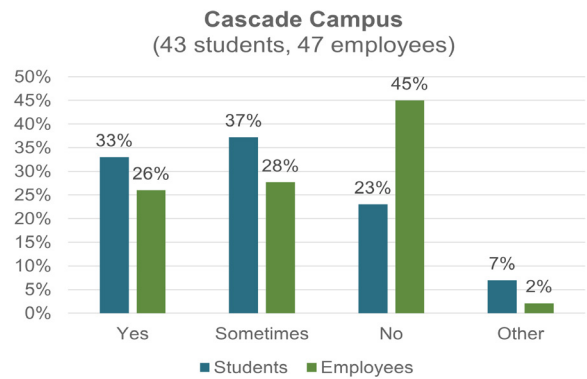
*...It needs to be multi-culturally welcoming... Our students and community speak over 80 languages and the space should communicate that all are welcome.”*

Mt. Tabor Hall, Southeast Campus

Tell Us More

When the campus was open, did you spend time on campus outside of class or work?

Across most campuses, the response from participants was fairly evenly split between yes, sometimes, and no. However, students tend to spend more time on campus than employees outside of class or work across all campuses.



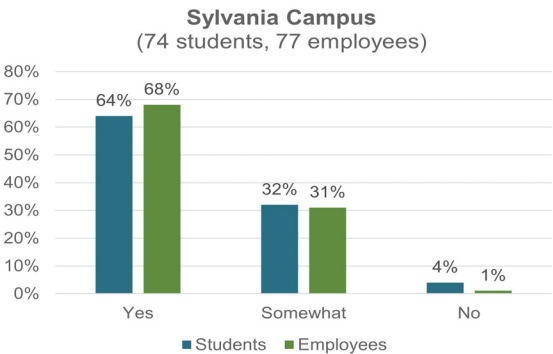
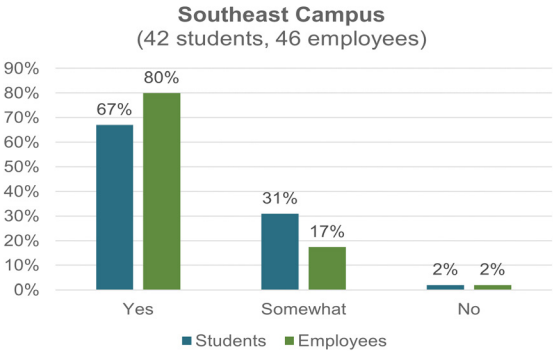
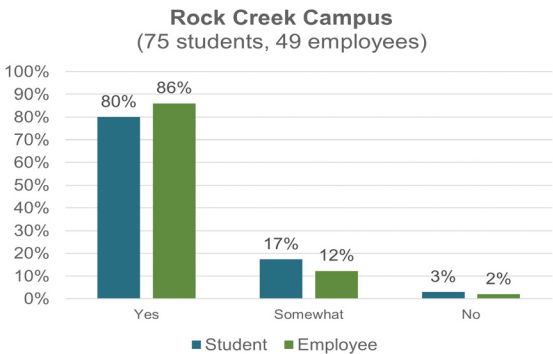
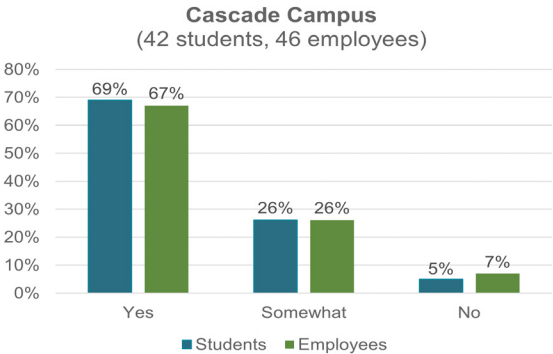


**If you did not spend time outside of class or work on campus, what were the main reasons?**

Across all campuses, the top reason for student and staff was: *“I’m usually busy with work or other commitments.”*

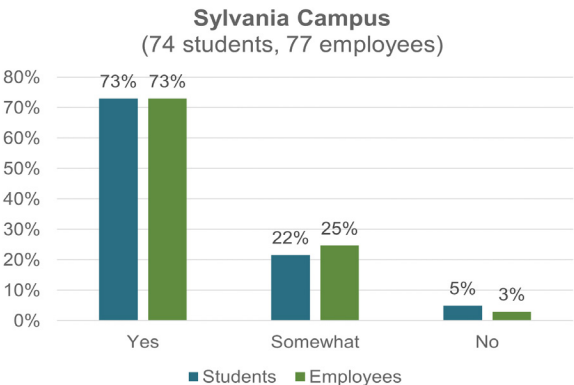
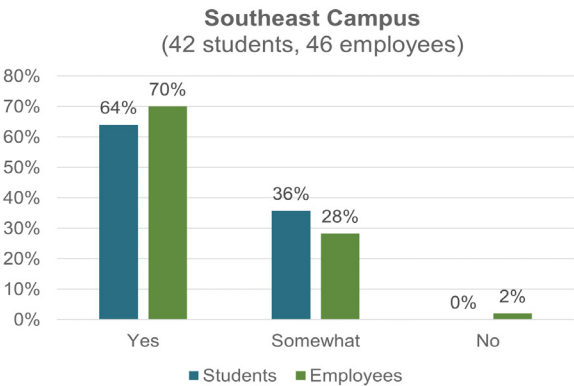
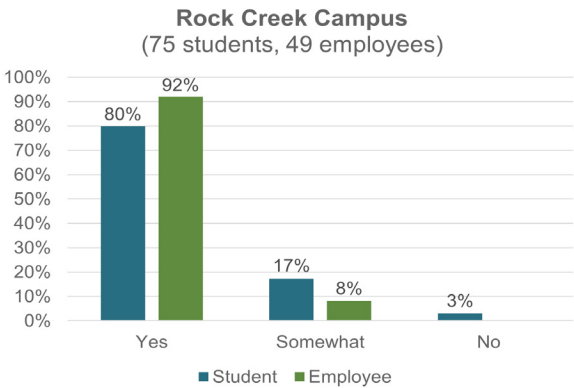
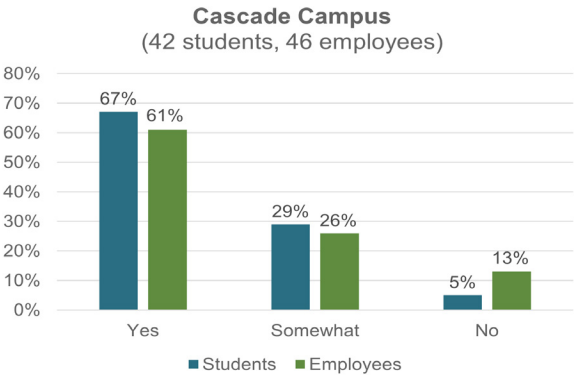
**Did you feel welcome on campus?**

Most participants felt welcome on campuses across the district. Students and employees felt the most welcome on the Rock Creek campus.



**Did you feel safe on campus? (select one)**

Across the district, students and employees felt safe or somewhat safe on campuses. Participants felt the safest on the Rock Creek Campus and the least safe on the Cascade Campus.



# Specific Spaces

In order to better understand the PCC community’s perception of the campus environment, two key outdoor spaces or areas were selected that are central or typical to each campus. Participants were asked about their overall feelings toward specific spaces on campus and if they feel safe, welcome, and comfortable in the space. We also asked how they used the space when campus was open. Below summarizes how participants felt overall about each space.

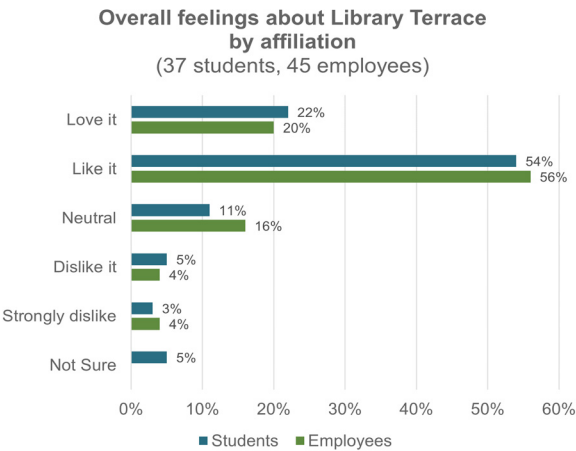


## Cascade Campus



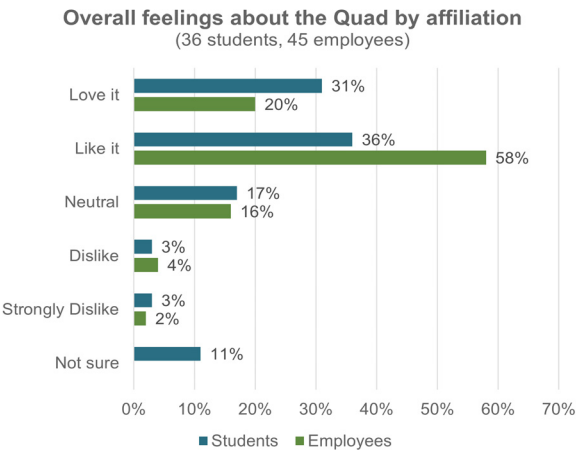
### Library Terrace

Out of 84 responses, **77%** “like” or “love” the space (48, 17) and **15%** (13) feel “neutral” about the space. For both students and employees, **76%** either “like” or “love” (28 students; 34 employees).



### The Quad

Out of 82 responses, **74%** “like” (40) or “love” (21) The Quad and **16%** (13) feel “neutral” about the space. Sixty-seven percent of student indicated they “love” (11) or “like” (13) and **78%** of employees indicated they “love” (9) or “like” (26) the space.





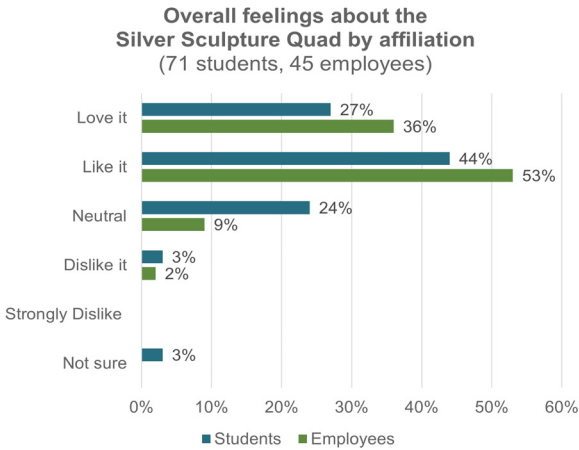
Rock Creek Campus



*The Silver Sculpture Quad*

Out of 112 responses to this question, **76%** indicated they either “like” (52) or “love” (33) the Silver Sculpture Quad and **20%** (22) indicated they felt “neutral” about the space.

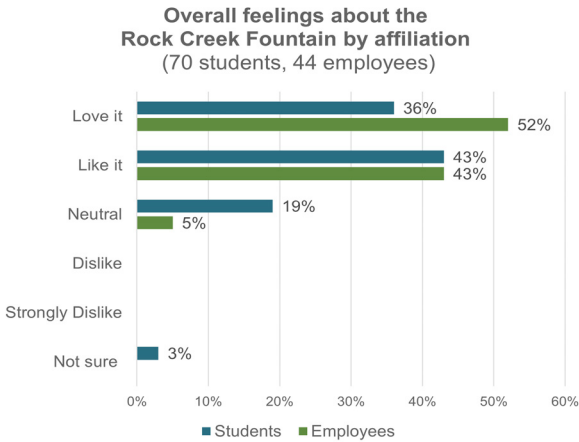
Employee participants were more likely to indicate they felt positively about this space, with **89%** of employees selecting “like” (24) or “love” (16) compared to **71%** of students (31 like, 19 love).



*Rock Creek Fountain*

Out of 110 responses, **84%** “like” (47) or “love” (45) Rock Creek Fountain and **14%** (14) feel “neutral” about the space.

Most employees and students indicated they “like” (19) or “love” (23) Rock Creek Fountain at **95%** for employees and **79%** for students.

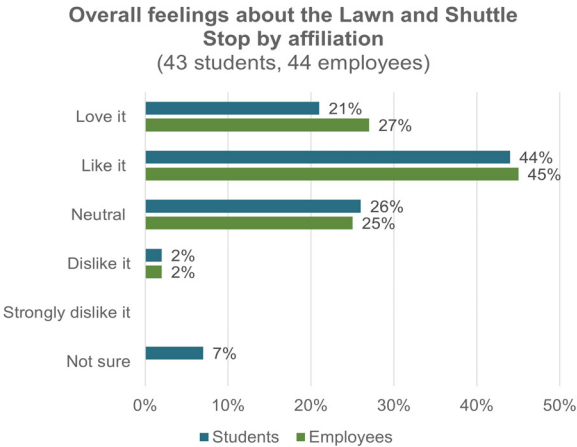


Southeast Campus



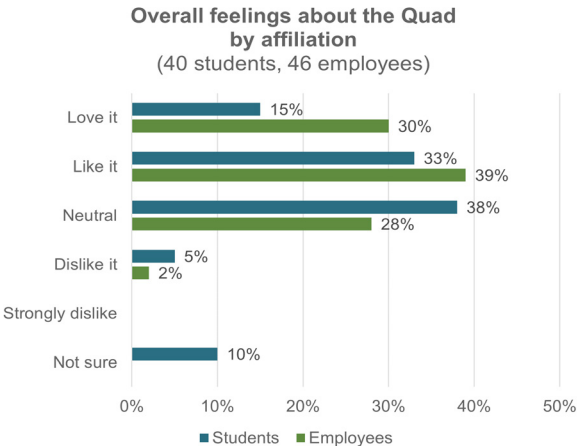
Lawn and Shuttle Stop

Of the 91 participants, **66%** “like” (21) or “love” (39) the Lawn and Shuttle Stop and **27%** (25) feel “neutral” about the space. By affiliation, **72%** of employees indicated they “love” (12) or “like” (20) and **65%** of students indicated “love” (9) or “like” (19).



The SE Quad

Of the 91 participants, **56%** “like” (31) or “love” (20) The Quad and **32%** (29) feel “neutral” about the space. Employee participants were more likely to “like” or “love” The Quad at **70%** (32) compared to **48%** (19) of students.





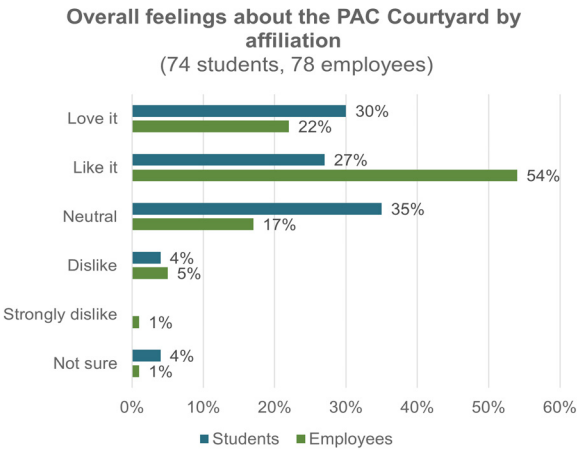
Sylvania Campus



*The Performing Arts Center Courtyard*

Out of 148 responses, **66%** indicated they “like” (60) or “love” (37) the PAC Courtyard and **26%** (39) indicated they felt “neutral” about the space.

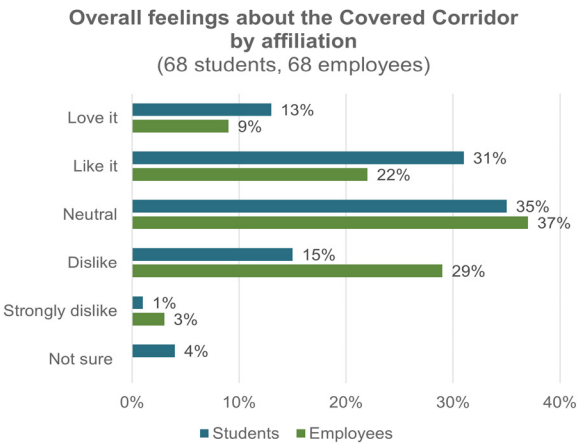
Employees felt more positively toward the space than students with **76%** of employee participants indicating they “like” (42) or “love” (17) the space, compared to **57%** of students (20, 22). Student participants generally feel more neutral about the space (**35%**) compared to employee participants (**17%**).



*The Corridor*

Out of 133 responses, **35%** “like” (33) or “love” (14) the Corridor, **36%** (48) feel “neutral” about the space, and **26%** “dislike” (30) or “strongly dislike” (5) the space.

Student participants felt slightly more positively toward the space than employees with **44%** of students selecting “like” (21) or “love” (9) compared to **31%** of employees selecting “like” (15) or “love” (6). Employee participants generally felt more negatively toward the space, with **32%** of employees selecting “dislike” (20) or “strongly dislike” (2), compared to **16%** of students selecting “dislike” (10) or “strongly dislike” (1).





# THANK YOU

## **Questions or Feedback**

Rebecca Ocken  
*Office of Planning & Capital Construction*  
rebecca.ocken@pcc.edu

[www.pcc.edu/about/administration/integrated-planning/fp-phase2.html](http://www.pcc.edu/about/administration/integrated-planning/fp-phase2.html)