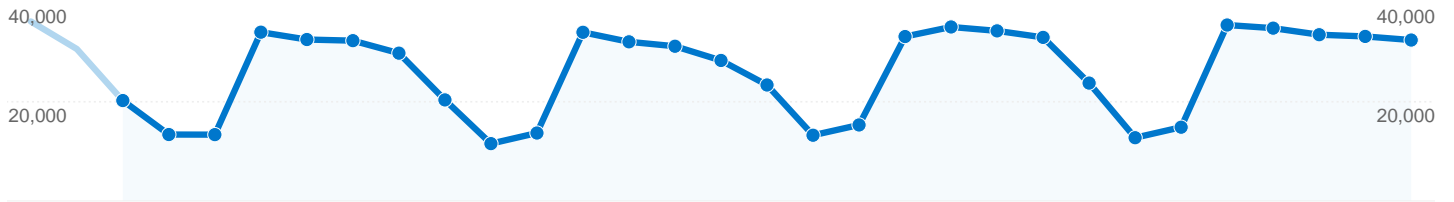


# Dashboard

Comparing to: Site



## Site Usage

**755,283** Visits

**3,102,621** Pageviews

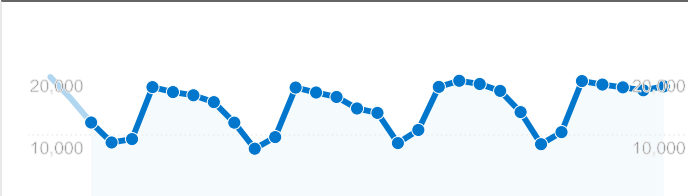
**4.11** Pages/Visit

**60.92%** Bounce Rate

**00:03:10** Avg. Time on Site

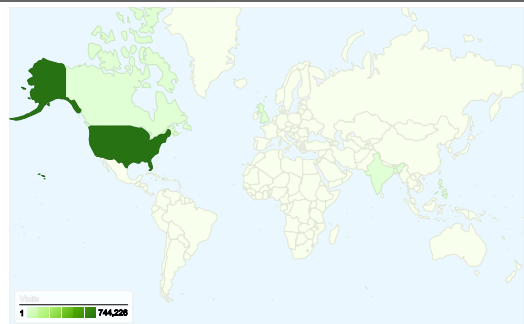
**24.95%** % New Visits

## Visitors Overview

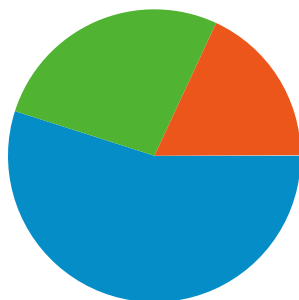


**Visitors**  
**299,055**

## Map Overlay world



## Traffic Sources Overview



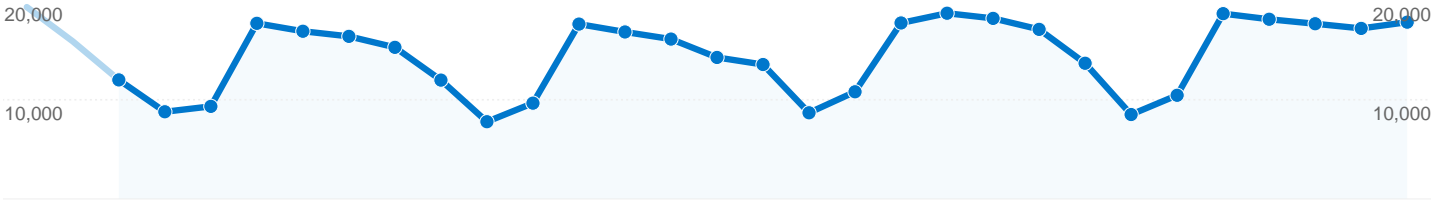
- **Direct Traffic**  
414,845 (54.93%)
- **Search Engines**  
203,967 (27.01%)
- **Referring Sites**  
136,059 (18.01%)
- **Other**  
412 (0.05%)

## Content Overview

Pages	Pageviews	% Pageviews
www.pcc.edu/	606,647	19.55%
www.pcc.edu/schedule/default.	165,224	5.33%
www.pcc.edu/schedule/	141,750	4.57%
www.pcc.edu/library/	109,508	3.53%
www.pcc.edu/programs/	86,808	2.80%

# Visitors Overview

Comparing to: Site



## 299,055 people visited this site

755,283 Visits

299,055 Absolute Unique Visitors

3,102,621 Pageviews

4.11 Average Pageviews

00:03:10 Time on Site

60.92% Bounce Rate

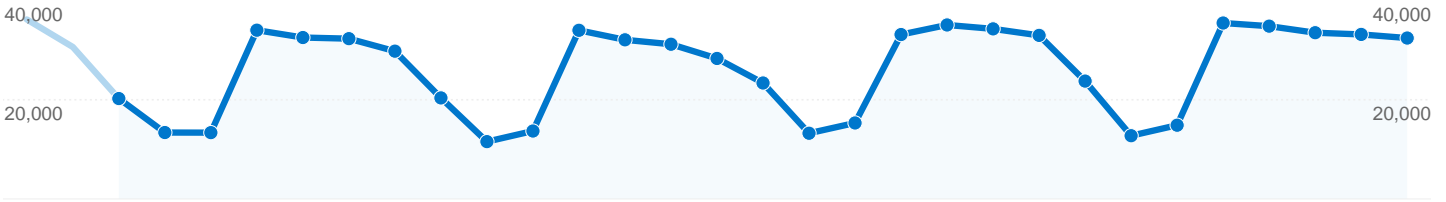
24.74% New Visits

## Technical Profile




Browser	Visits	% visits	Connection Speed	Visits	% visits
Internet Explorer	535,772	70.94%	T1	259,155	34.31%
Firefox	175,967	23.30%	Cable	230,588	30.53%
Safari	35,888	4.75%	Unknown	152,519	20.19%
Mozilla	4,290	0.57%	DSL	101,627	13.46%
Opera	1,384	0.18%	Dialup	6,951	0.92%

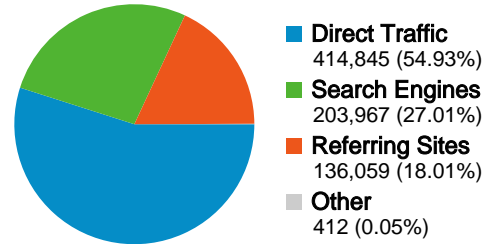
# Traffic Sources Overview

Comparing to: Site



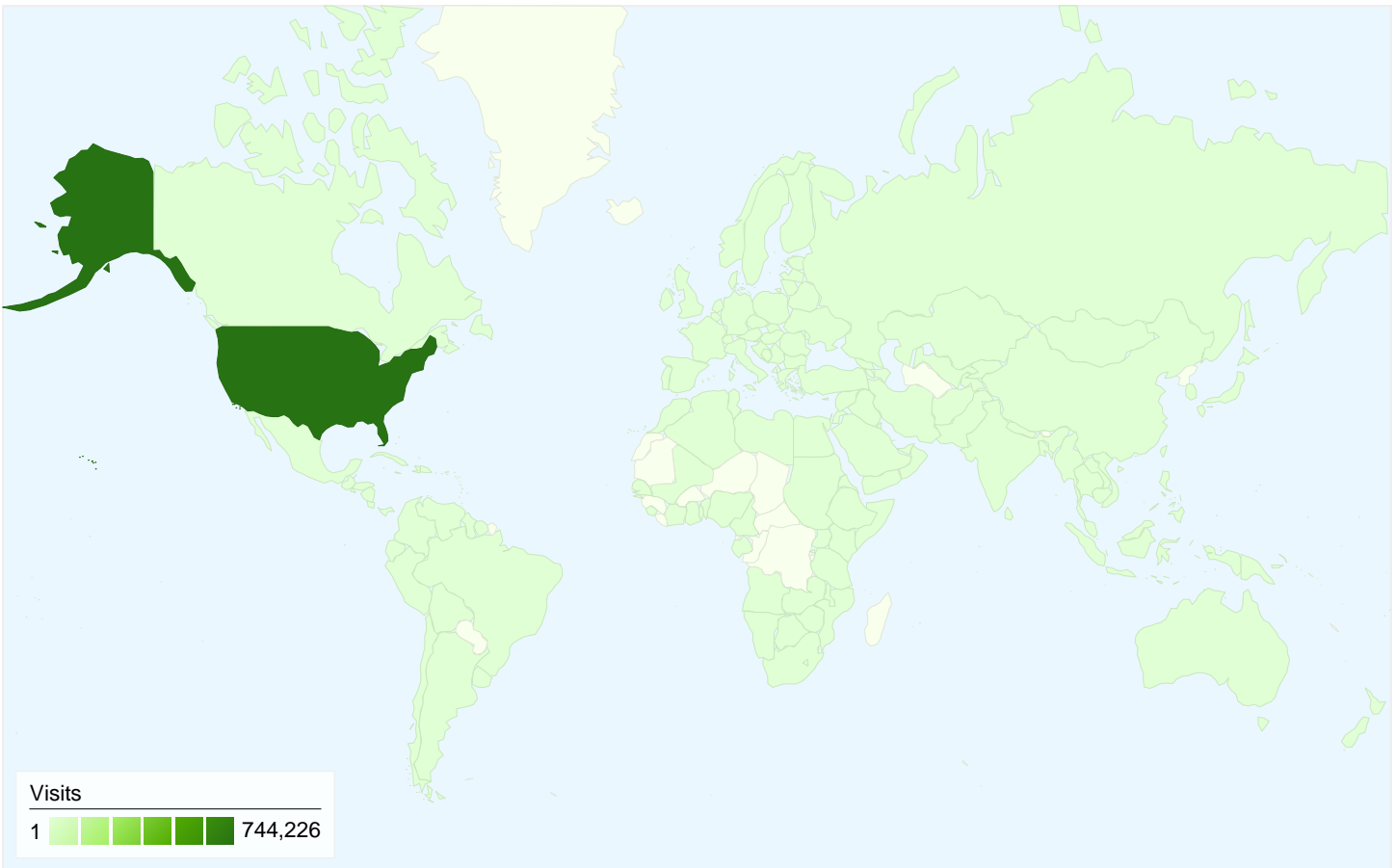
All traffic sources sent a total of 755,283 visits

-  **54.93%** Direct Traffic
-  **18.01%** Referring Sites
-  **27.01%** Search Engines



## Top Traffic Sources

Sources	Visits	% visits	Keywords	Visits	% visits
(direct) ((none))	414,845	54.93%	pcc	35,924	17.61%
google (organic)	117,530	15.56%	portland community college	30,890	15.14%
my.pcc.edu (referral)	64,706	8.57%	pcc.edu	15,232	7.47%
search (organic)	45,896	6.08%	www.pcc.edu	7,307	3.58%
intranet.pcc.edu (referral)	28,011	3.71%	pcc sylvania	1,516	0.74%



## 755,283 visits came from 176 countries/territories

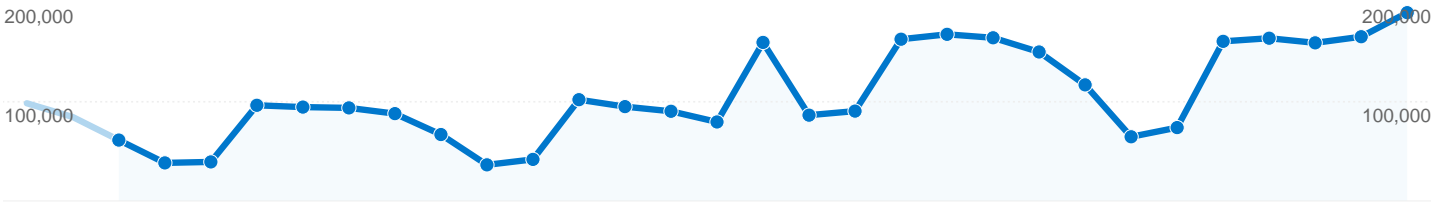
### Site Usage

Visits	Pages/Visit	Avg. Time on Site	% New Visits	Bounce Rate	
<b>755,283</b> % of Site Total: 100.00%	<b>4.11</b> Site Avg: 4.11 (0.00%)	<b>00:03:10</b> Site Avg: 00:03:10 (0.00%)	<b>24.73%</b> Site Avg: 24.95% (-0.91%)	<b>60.92%</b> Site Avg: 60.92% (0.00%)	
Country/Territory	Visits	Pages/Visit	Avg. Time on Site	% New Visits	Bounce Rate
United States	<b>744,226</b>	4.12	00:03:10	23.95%	60.87%
Canada	<b>1,097</b>	2.79	00:01:46	84.69%	70.83%
Philippines	<b>845</b>	1.62	00:01:10	96.21%	80.59%
United Kingdom	<b>759</b>	2.46	00:01:07	91.17%	73.91%
India	<b>653</b>	3.99	00:02:02	89.89%	67.53%
Mexico	<b>528</b>	3.26	00:03:21	68.37%	66.10%
South Korea	<b>483</b>	6.12	00:05:18	52.80%	37.68%
Ireland	<b>435</b>	1.21	00:00:12	97.70%	94.71%
Germany	<b>435</b>	5.28	00:03:43	48.51%	54.02%
Japan	<b>384</b>	8.11	00:06:28	45.83%	36.20%



# Content Overview

Comparing to: Site



Pages on this site were viewed a total of 3,102,621 times

3,102,621 Pageviews

2,085,354 Unique Views

60.92% Bounce Rate

## Top Content

Pages	Pageviews	% Pageviews
www.pcc.edu/	606,647	19.55%
www.pcc.edu/schedule/default.cfm	165,224	5.33%
www.pcc.edu/schedule/	141,750	4.57%
www.pcc.edu/library/	109,508	3.53%
www.pcc.edu/programs/	86,808	2.80%