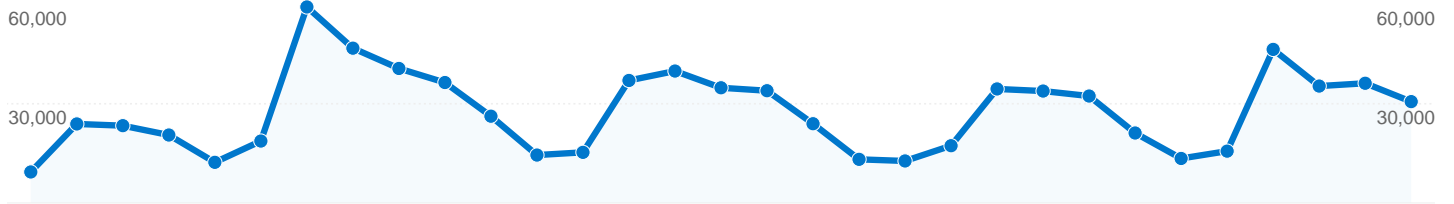


# Dashboard

Comparing to: Site



## Site Usage

**859,879** Visits

**58.43%** Bounce Rate

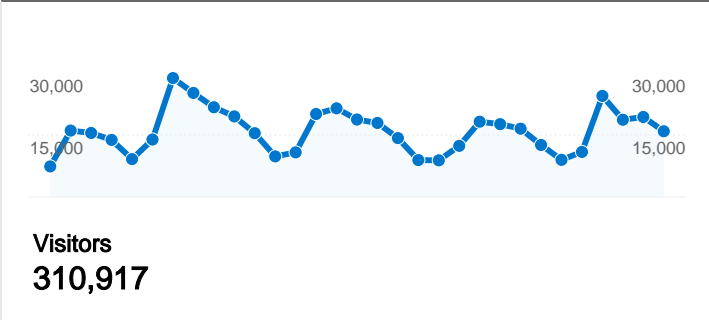
**3,057,403** Pageviews

**00:03:09** Avg. Time on Site

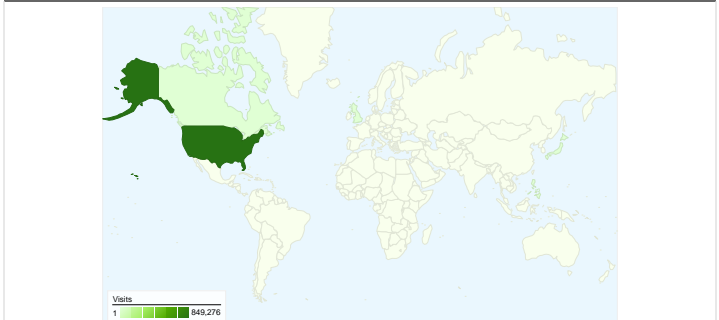
**3.56** Pages/Visit

**24.69%** % New Visits

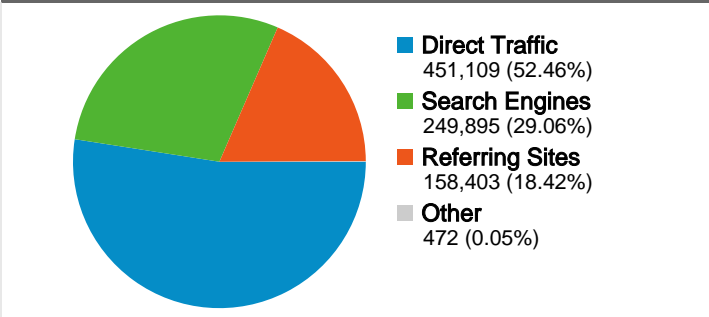
## Visitors Overview



## Map Overlay world

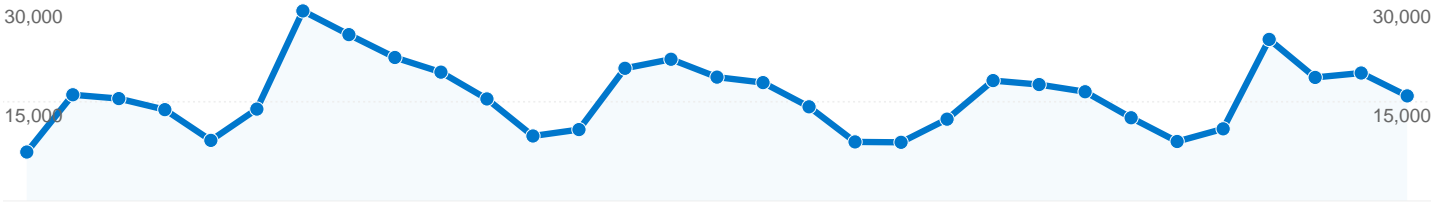


## Traffic Sources Overview










## Content Overview

Pages	Pageviews	% Pageviews
www.pcc.edu/	770,859	25.21%
www.pcc.edu/schedule/	117,208	3.83%
www.pcc.edu/schedule/default.	116,193	3.80%
www.pcc.edu/library/	95,834	3.13%
www.pcc.edu/programs/	94,494	3.09%



**310,917 people visited this site**

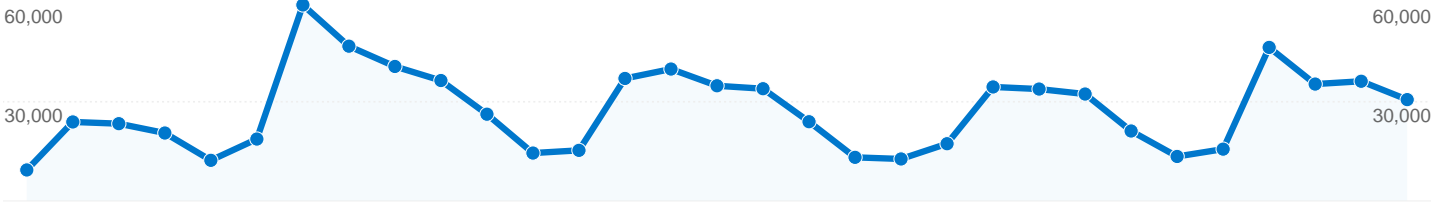
-  **859,879** Visits
-  **310,917** Absolute Unique Visitors
-  **3,057,403** Pageviews
-  **3.56** Average Pageviews
-  **00:03:09** Time on Site
-  **58.43%** Bounce Rate
-  **24.53%** New Visits

**Technical Profile**




Browser	Visits	% visits	Connection Speed	Visits	% visits
Internet Explorer	606,262	70.51%	Cable	296,118	34.44%
Firefox	198,345	23.07%	T1	252,498	29.36%
Safari	46,452	5.40%	Unknown	167,209	19.45%
Mozilla	4,357	0.51%	DSL	128,687	14.97%
Opera	1,644	0.19%	Dialup	9,068	1.05%

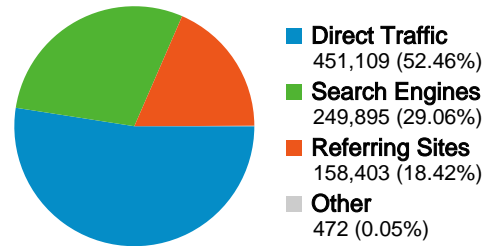
# Traffic Sources Overview

Comparing to: Site



All traffic sources sent a total of 859,879 visits

-  52.46% Direct Traffic
-  18.42% Referring Sites
-  29.06% Search Engines

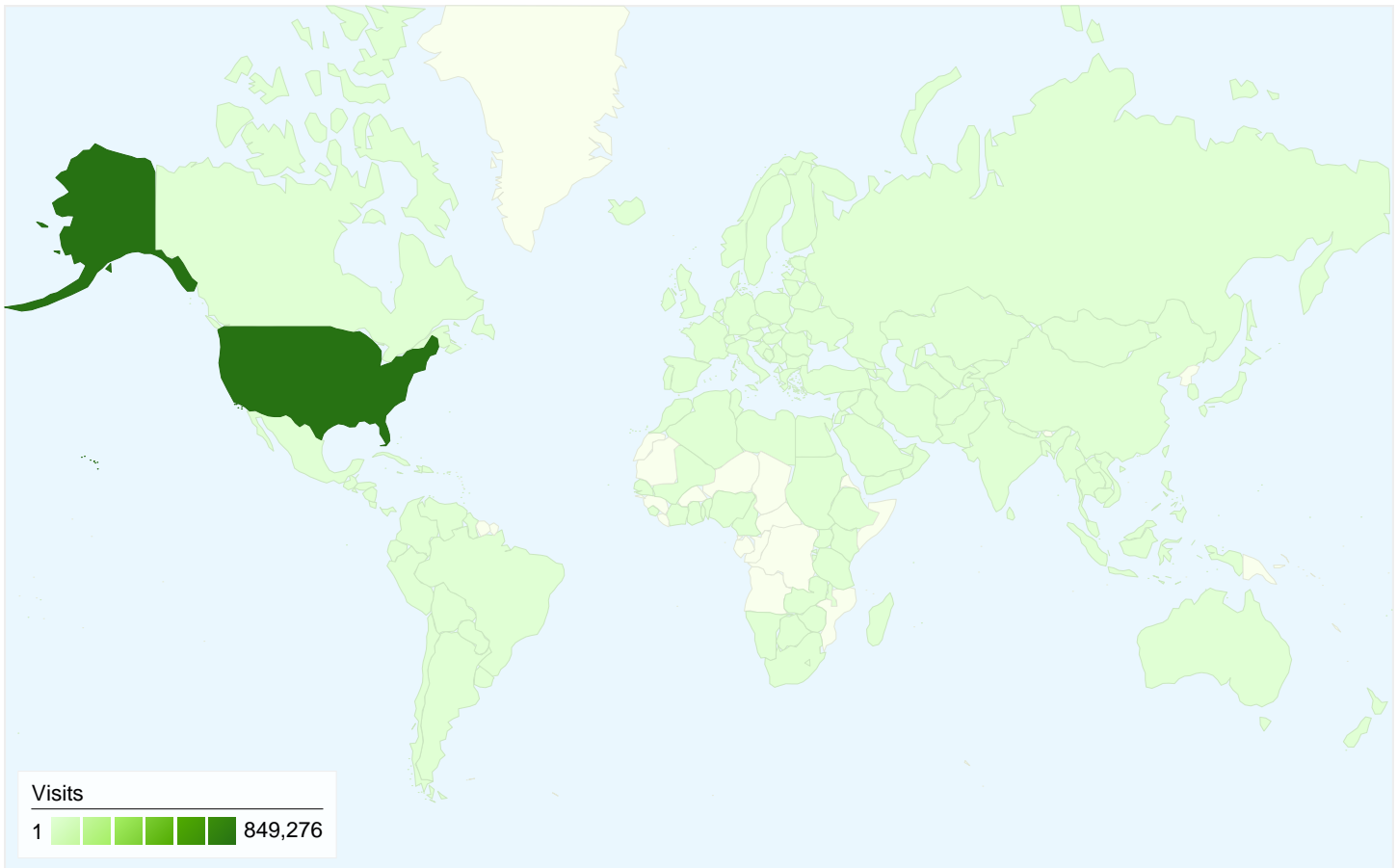


## Top Traffic Sources

Sources	Visits	% visits	Keywords	Visits	% visits
(direct) ((none))	451,109	52.46%	pcc	49,492	19.81%
google (organic)	145,193	16.89%	portland community college	42,143	16.86%
my.pcc.edu (referral)	75,655	8.80%	pcc.edu	18,524	7.41%
search (organic)	57,306	6.66%	www.pcc.edu	9,189	3.68%
intranet.pcc.edu (referral)	30,042	3.49%	pcc sylvania	2,101	0.84%

# Map Overlay

Comparing to: Site



## 859,879 visits came from 171 countries/territories

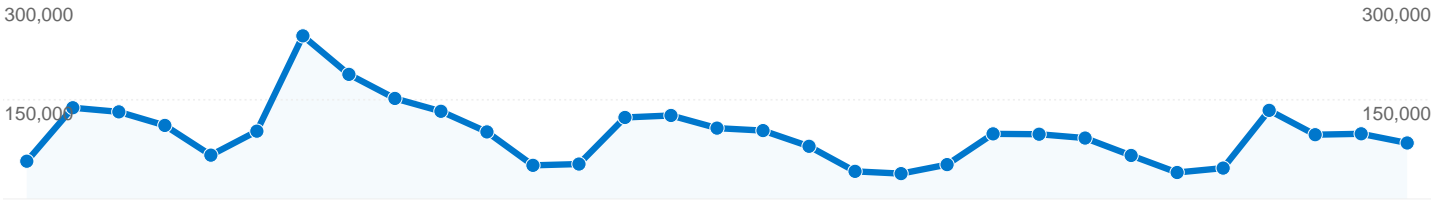
### Site Usage

Visits	Pages/Visit	Avg. Time on Site	% New Visits	Bounce Rate	
<b>859,879</b> % of Site Total: 100.00%	<b>3.56</b> Site Avg: 3.56 (0.00%)	<b>00:03:09</b> Site Avg: 00:03:09 (0.00%)	<b>24.52%</b> Site Avg: 24.69% (-0.70%)	<b>58.43%</b> Site Avg: 58.43% (0.00%)	
Country/Territory	Visits	Pages/Visit	Avg. Time on Site	% New Visits	Bounce Rate
United States	<b>849,276</b>	3.56	00:03:09	23.90%	58.41%
Canada	<b>1,036</b>	2.89	00:01:37	80.79%	61.68%
United Kingdom	<b>711</b>	2.89	00:01:42	91.42%	67.37%
Philippines	<b>687</b>	1.71	00:01:04	95.34%	78.17%
Japan	<b>598</b>	6.35	00:05:23	36.45%	39.30%
South Korea	<b>587</b>	5.83	00:04:21	46.17%	37.14%
India	<b>518</b>	2.47	00:01:23	93.05%	65.25%
Germany	<b>453</b>	4.76	00:03:51	58.06%	48.12%
Ireland	<b>447</b>	1.11	00:00:06	99.78%	94.63%
Mexico	<b>418</b>	2.85	00:02:30	72.25%	66.03%



# Content Overview

Comparing to: Site



Pages on this site were viewed a total of 3,057,403 times

3,057,403 Pageviews

2,158,918 Unique Views

58.43% Bounce Rate

## Top Content

Pages	Pageviews	% Pageviews
www.pcc.edu/	770,859	25.21%
www.pcc.edu/schedule/	117,208	3.83%
www.pcc.edu/schedule/default.cfm	116,193	3.80%
www.pcc.edu/library/	95,834	3.13%
www.pcc.edu/programs/	94,494	3.09%