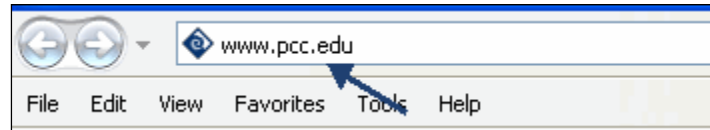


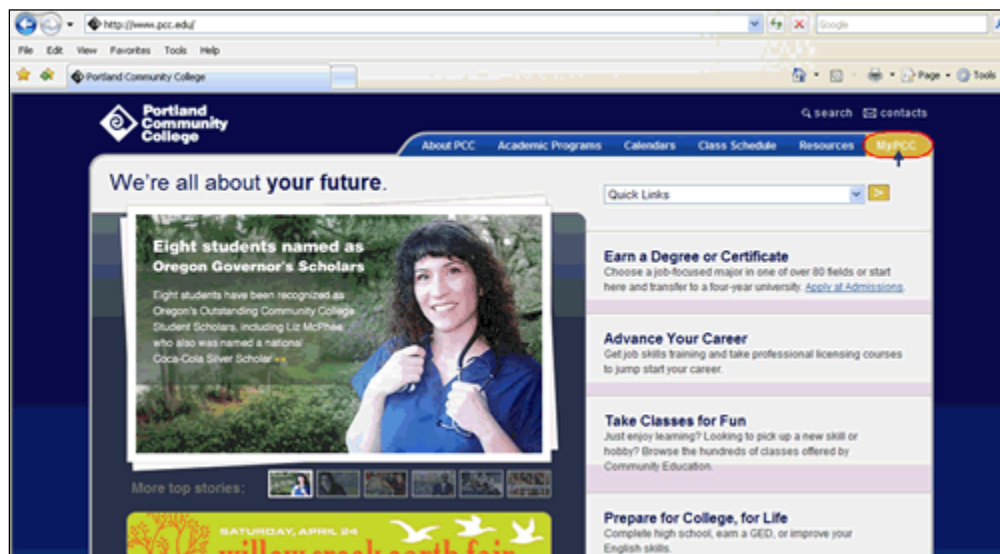
MyPCC Login Help

Here's how to log into MyPCC the first time.

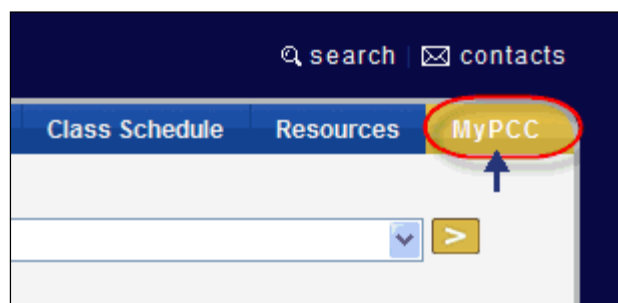
1. Go to **www.pcc.edu**.



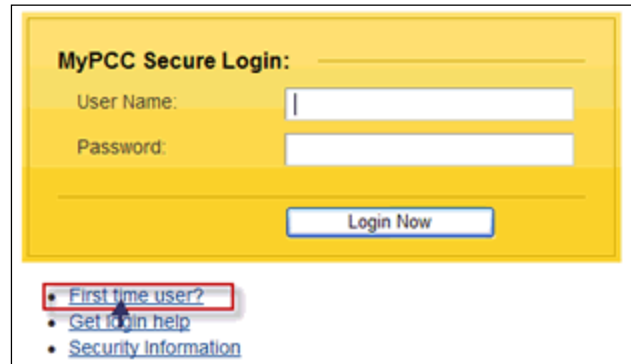
You will see this page:



2. Click on **MyPCC** in the top right:



3. Click on **First Time User**, below the yellow box:

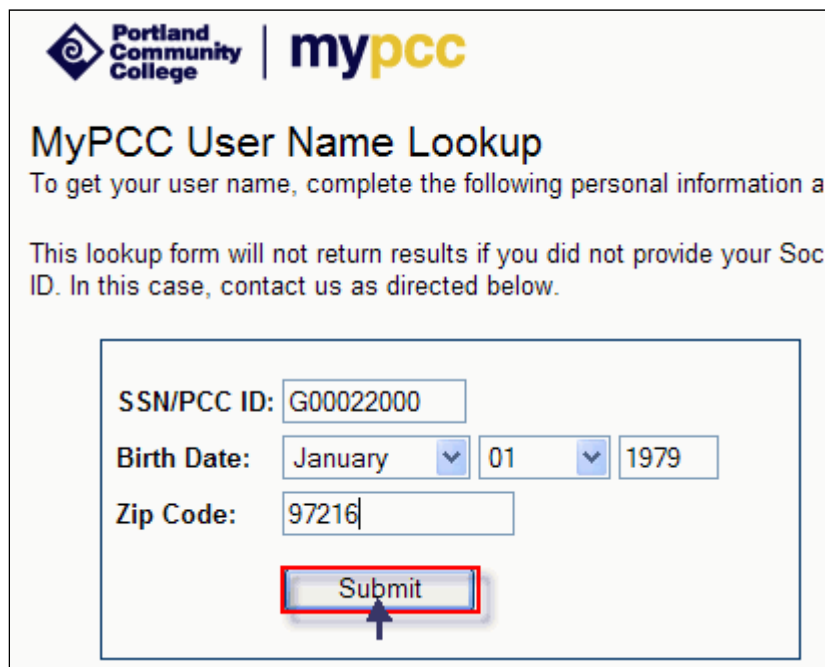


The image shows a yellow login box titled "MyPCC Secure Login:". It contains two input fields: "User Name:" and "Password:". Below these fields is a "Login Now" button. Underneath the yellow box, there are three links: "First time user?", "Get login help", and "Security information". The "First time user?" link is highlighted with a red box and a black arrow points to it.

You will be asked three (3) questions:

1. Your G Number (your Student ID number)
2. Your Date of Birth
3. Your Zip Code

Type them in. You **MUST** know these things to continue.

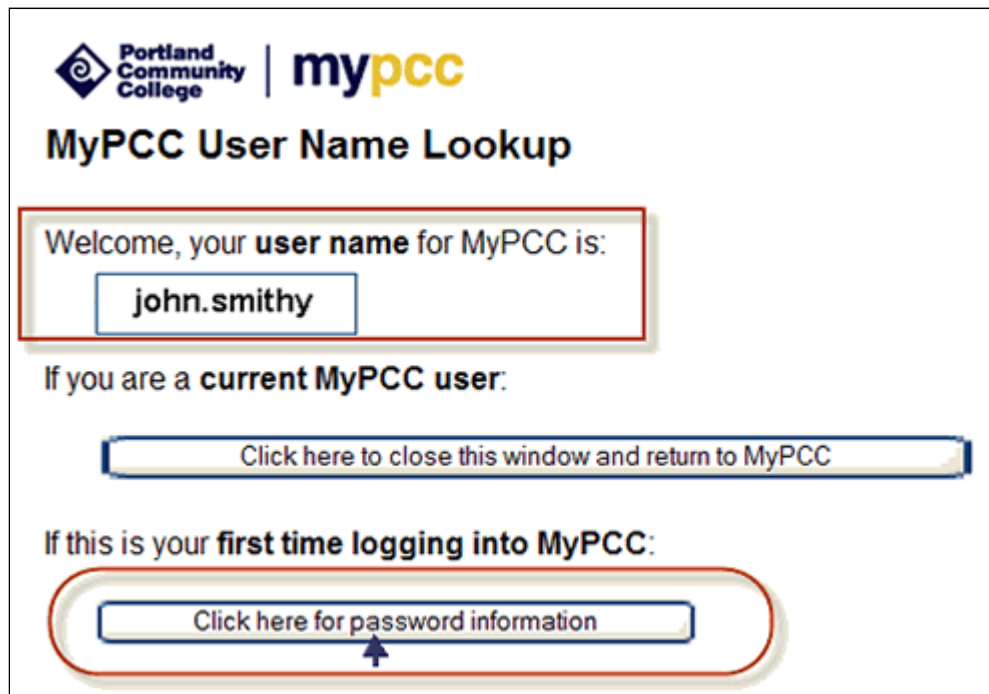


The image shows the "MyPCC User Name Lookup" form. At the top left is the Portland Community College logo and the "mypcc" text. The title "MyPCC User Name Lookup" is followed by the instruction: "To get your user name, complete the following personal information a". Below this is a note: "This lookup form will not return results if you did not provide your Soc ID. In this case, contact us as directed below." The form contains three input fields: "SSN/PCC ID:" with the value "G00022000", "Birth Date:" with a dropdown menu set to "January", a date field set to "01", and a year field set to "1979". The "Zip Code:" field contains "97216". At the bottom of the form is a "Submit" button, which is highlighted with a red box and a black arrow points to it.

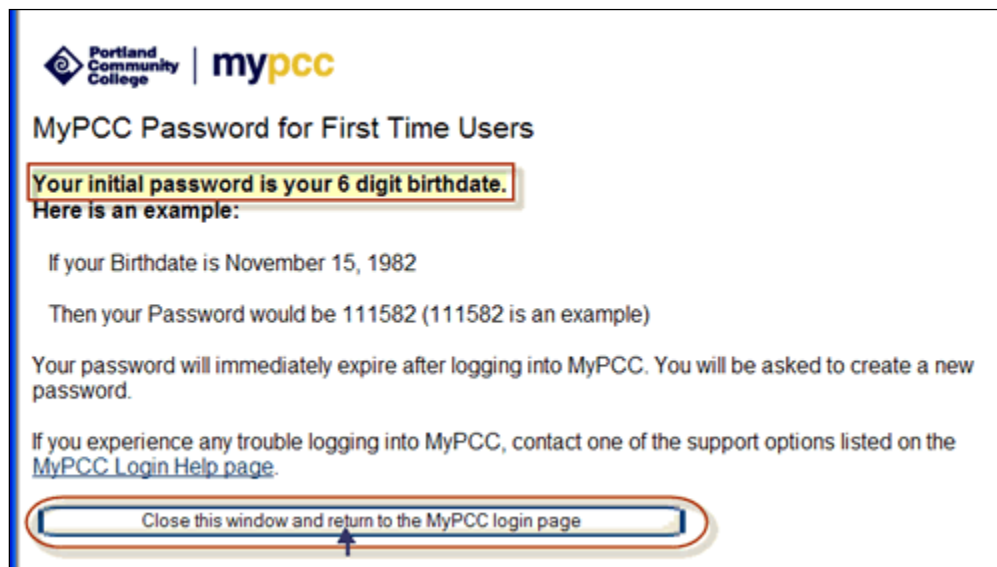
Click "Submit."

Your **User Name** is shown. **Write it down.**

Next, click on the button "Click here for Password Information."



Click on the button "Close this window and return to the MyPCC login page."

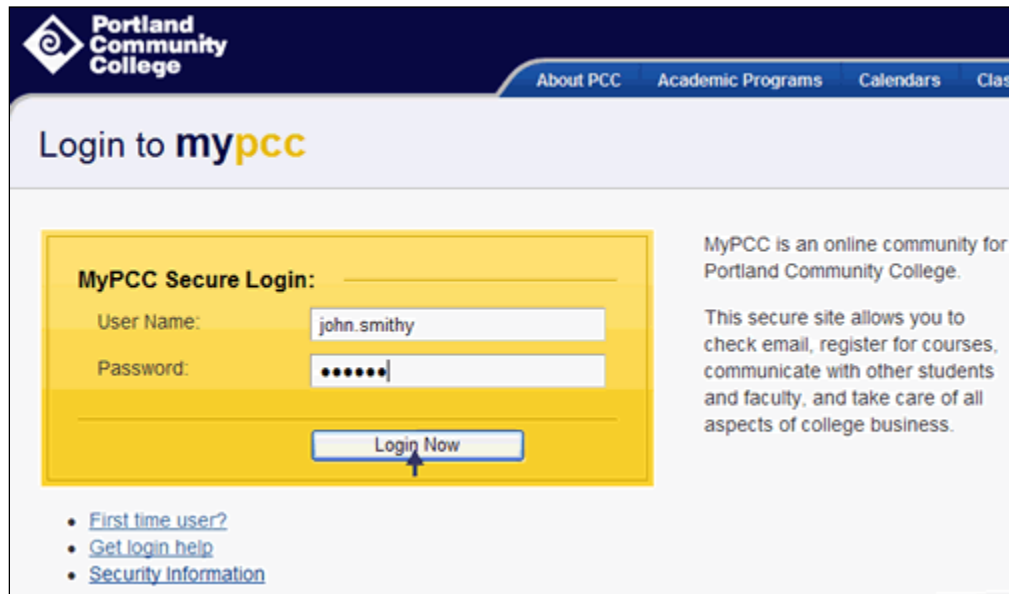


Now you can Log in.

- User Name = (You wrote it down, didn't you?)
- Password = Your Date of Birth, in six (6) numbers. (This is a temporary password)

Temporary Password Help:

- If your Date of Birth is: **January 1, 1979** ---- then your Temporary Password is: **010179**
- If your Date of Birth is: **May 29, 1991** ---- then your Temporary Password is: **052991**



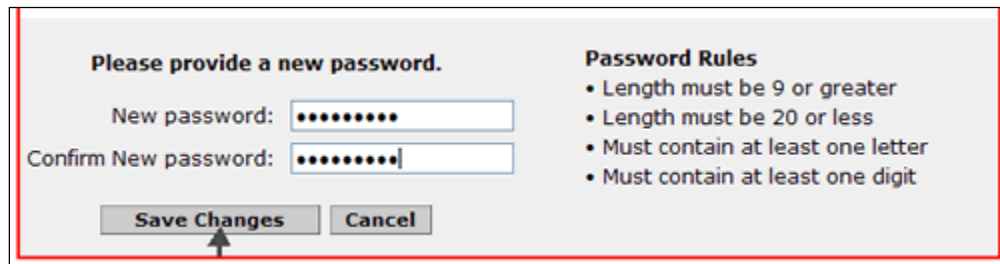
The screenshot shows the MyPCC login interface for Portland Community College. At the top left is the college logo. A navigation bar contains links for 'About PCC', 'Academic Programs', 'Calendars', and 'Classes'. The main heading is 'Login to mypcc'. Below this is a yellow-bordered box titled 'MyPCC Secure Login:' containing a 'User Name' field with 'john.smithy', a 'Password' field with masked characters, and a 'Login Now' button. To the right of the login box, text explains that MyPCC is an online community for checking email, registering for courses, and communicating with students and faculty. At the bottom left of the login box are links for 'First time user?', 'Get login help', and 'Security Information'.

Type in your User Name and Password, then click the "Login Now" button.

Need Help? Call the Help Desk at 503-977-8200.
OR, in the evening: Call 503-977-4400.

Next, you will be asked to create a new password.

1. Create a **new password** and type it in.
2. Type in the new password again.
3. Click "Save Changes."



The screenshot shows a form titled 'Please provide a new password.' It has two input fields: 'New password:' and 'Confirm New password:', both with masked characters. To the right, under 'Password Rules', are four bullet points: 'Length must be 9 or greater', 'Length must be 20 or less', 'Must contain at least one letter', and 'Must contain at least one digit'. At the bottom are 'Save Changes' and 'Cancel' buttons, with an arrow pointing to the 'Save Changes' button.

New Password Help

Your password should be something that is easy for you to remember, but hard for someone else to guess.

- The password must be **9** characters or more.
- The password cannot be too long -- no more than 20 letters and numbers.
- The password must have at least one **letter** in it.
- The password must have at least one **number** in it.

Examples:

ilovepcc6 is a good password.

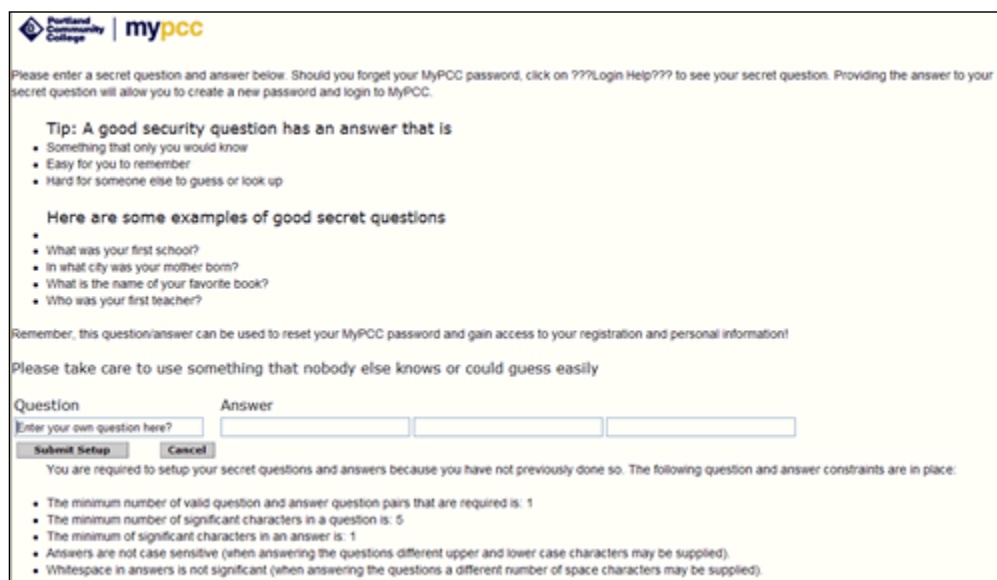
ilovepcc is a bad password, because it is not long enough and does not have any numbers.

777477000 is a bad password, because it does not have any letters.

777ccrr111 is a good password, because it has letters AND numbers and it is longer than 9 characters.

Remember your new password! You will need it whenever you log into MyPCC.

Next, you will be asked to create a "secret question." If you lose your password in the future, this will help you.



The screenshot shows the MyPCC password reset interface. At the top left is the logo for Portland Community College and MyPCC. Below the logo, there is a heading "New Password Help" and a paragraph explaining that the password should be easy to remember but hard to guess. A list of requirements for a good password is provided: at least 9 characters, no more than 20 characters, at least one letter, and at least one number. Examples of good and bad passwords are given. The main part of the form is for creating a secret question and answer. It includes a tip: "A good security question has an answer that is: something only you would know, easy to remember, and hard for others to guess." Below this are examples of good questions: "What was your first school?", "In what city was your mother born?", "What is the name of your favorite book?", and "Who was your first teacher?". A warning states that the question/answer can be used to reset the password. The form has two columns: "Question" and "Answer". The "Question" column has a text input field with the placeholder "Enter your own question here?". The "Answer" column has three text input fields. Below the input fields are "Submit Setup" and "Cancel" buttons. At the bottom, there are constraints for the question and answer: minimum 1 valid question/answer pair, minimum 5 significant characters in a question, minimum 1 significant character in an answer, answers are not case sensitive, and whitespace in answers is not significant.

Think of something you know. Make a question out of it.

For example:

Question	Answer
<input type="text" value="Where does my father live?"/>	<input type="text" value="Cairo"/>
<input type="button" value="Submit Setup"/>	<input type="button" value="Cancel"/>

When you are finished, click "Submit Setup."

Secret Question Help

The secret question should be something that is easy for you to remember, but hard for someone else to guess. Your question and answer does not have to be in English.

Good Examples:

What was the name of your first school?

Where was your mother born?

What is the name of your favorite book?

Type in the question AND the answer. You can have more than one answer.

Remember exactly what you typed for the Answer to your Secret Question!

Now you can use MyPCC.



The next time you log into MyPCC, use your User Name and new Password.