

Goal 1 – Access

We will improve access to quality life-long learning opportunities through the effective use of technology, affordable classes and the strategic location of facilities.

Key Measures

- ◆ Distance learning enrollment growth
- ◆ Competitiveness of PCC tuition with area 2-4 year colleges and universities
- ◆ Percent of students applying/receiving financial aid

Report Summary

Distance Learning

A record number of students are accessing PCC instruction through distance learning (DL) courses. As of Fall 2008, 24% of credit students are enrolled in at least one DL course and 13% of credit FTE is generated in DL courses. While most credit students are also attending on-campus classes, 42% of DL students receive all of their PCC instruction at a distance.

Survey responses indicate the top reasons students select distance courses are that DL does not conflict with work schedules or DL is a preferred method of learning. Other reasons are related to child care or transportation limitations.

Tuition and Fees

The cost to attend PCC is within the range of local Oregon community colleges and considerably less than Oregon public and private universities.

A state key performance measure addresses how Oregon community college tuition and fees ranks among all Western states. The targets from 2006 through 2009 are set at the midpoint (8th) of the 15 Western states. Since 2002, Oregon tuition and fees have ranked highest or second highest among these states.

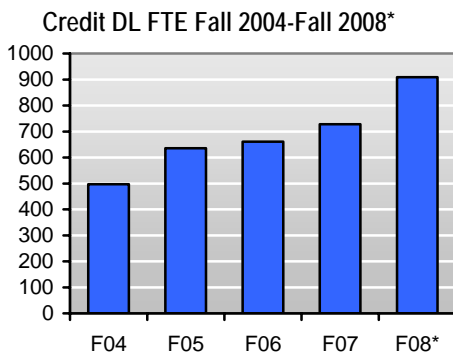
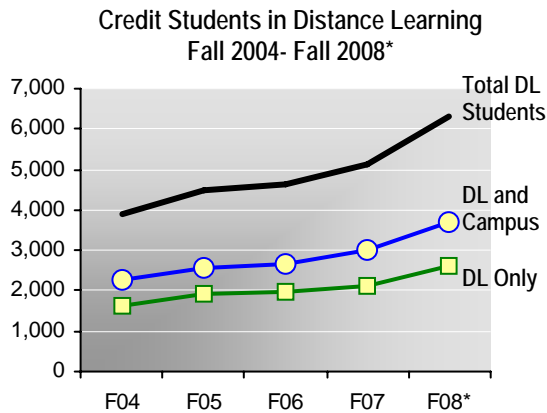
Financial Aid

The number of PCC degree-seeking students who apply for and receive financial aid is at an all time high for the college. One-third of all degree-seeking credit students receive some form of financial aid.

Supporting Detail

Distance Learning

Distance learning (DL) includes On-Line (Internet) courses, Telecourses (classes on cable, DVD, or streamed), TeleWeb (telecourses with an Internet component) and Interactive Television courses ("live" classes broadcast within PCC).



F08* = end of 4th week Fall 2008 term; all other time periods reflect official end of term data

The number of credit students enrolled in DL continues to increase each year and has grown 62% since Fall 2004. By Fall 2008*, 6,311 students (24% of credit students) were taking at least one DL course.

Most (58%) DL credit students also attend on-campus courses although 42% receive all of their instruction at a distance.

The amount of FTE generated from credit DL in Fall 2008 is 25% above Fall 2007 levels. Approximately **13% of all credit FTE is generated by DL courses.**

The proportion of non-credit students in DL (6.2% Fall 2007) has remained fairly constant in recent years.

Students enrolled only in DL are more likely to be older, female and taking only one class compared to on-campus students.

Surveyed DL students indicated the **most important reason for selecting DL is that it did not conflict with work (43%)**. Other responses were that DL was the preferred method of learning (16%), or related to day care (8%), or transportation issues (7%).

Tuition and Fees

2008-09 Tuition & Fees (for a 3-credit course)			
	In-State Tuition	Fees	Total
Clackamas	\$186	\$15	\$201
PCC	\$210	\$18	\$228
Mt Hood	\$206	\$19	\$225
PSU	\$327	\$100	\$427
OSU-Casc	\$384	\$167	\$551
OSU-Corv	\$384	\$391	\$775

Note: Fees do not include any additional or special costs (i.e. distance learning, lab, etc.) associated with some forms of instruction or select courses.

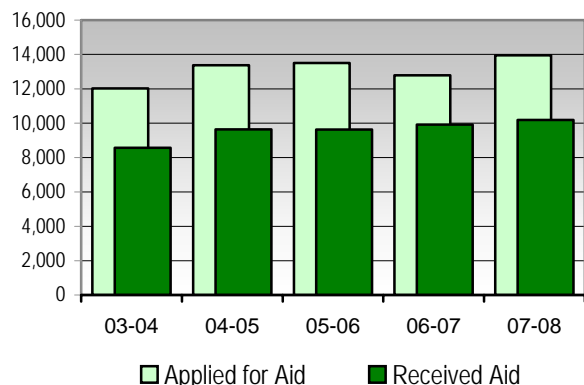
The cost to attend PCC is within the range of local community colleges. For example, a 3-credit course at PCC costs \$3 more than Mt. Hood Community College and \$27 more than Clackamas Community College.

PCC tuition and fees are considerably less than area public universities. University prices include both higher tuition (range = \$327 to \$384) and higher fees (range = \$100 to \$391) than are charged by PCC.

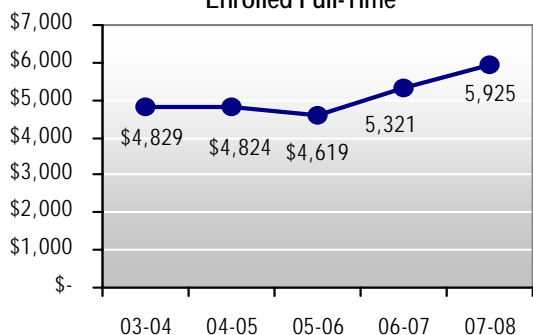
Financial Aid

Federal financial aid eligibility requires students to be degree-seeking and enrolled at least half-time.

Degree Seeking Credit Students: Financial Aid Applicants and Recipients



Average Award for a Student Enrolled Full-Time



Almost 14,000 PCC students enrolled as degree-seeking credit students applied for financial aid in 2007-08. This is a 9% increase above the prior year.

Note: The above does not include the 10,000 plus additional applications received by the Financial Aid Office from individuals who do not enroll at PCC.

Approximately **10,188 students received financial aid** which is 9% above 2006-07 and 19% above 2003-04 levels.

One-third of all credit degree-seeking students receive some form of financial aid. Most awards include both Federal grants and loans; amounts vary based on individual student financial need and full or half-time enrollment status.

The **average financial aid award for full-time students has increased** in recent years. Increases in student loan amounts account for the majority of this increase.

In addition to Federal and State financial resources, the **PCC Foundation also provides funding** to support student access. In 2007-08, 325 scholarships were awarded totaling over \$420,000.

Notes and Additional Details

FTE: Full-Time Equivalency (FTE) is a measure of total student enrollment using a standard definition of full-time and is calculated as: $FTE = ((\# \text{ of students in course}) (\# \text{ of hours course meets per term})) / 510 \text{ hours}$

PCC Survey of Distance Learning Students: An on-line survey of DL students was conducted in Spring 2007. Approximately 1,034 students responded to the survey which included questions such as reasons for enrollment in distance learning, student use and experience with the internet, and their satisfaction with distance learning courses.

Financial Aid: Data include only aid applicants who also enrolled at PCC. Average award is estimated from Student Financial Aid IPEDS reports and based on first time in college, full-time, degree-seeking students.