

## **Goal 1 – Access**

We will improve access to quality life-long learning opportunities through the effective use of technology, affordable classes and the strategic location of facilities.

### **Key Measures**

- ◆ Distance learning enrollment growth
  - ◆ Competitiveness of PCC tuition with area 2-4 year colleges and universities
  - ◆ Percent of students applying/receiving financial aid
- 

## **Report Summary**

### **Distance Learning**

An increasing number of students access PCC instruction through distance learning (DL) courses each year. While most of these credit students are also attending on-campus classes, 42% of DL students received all of their PCC instruction at a distance. The top reasons students selected distance courses were that DL did not conflict with work schedules or DL was a preferred method of learning. Other reasons were related to child care or transportation limitations.

### **Tuition and Fees**

The cost to attend PCC is within the range of local Oregon community colleges and considerably less than Oregon public and private universities.

One of the Oregon legislative key performance measures is the state's rank of community college tuition and fees among all Western states. The targets from 2006 through 2009 are set at the midpoint ( 8<sup>th</sup>) of the 15 Western states. Since 2002, Oregon tuition and fees have ranked highest or second highest among these states.

### **Financial Aid**

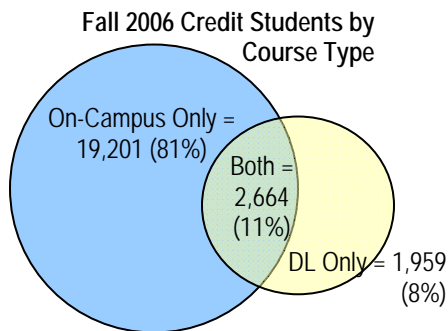
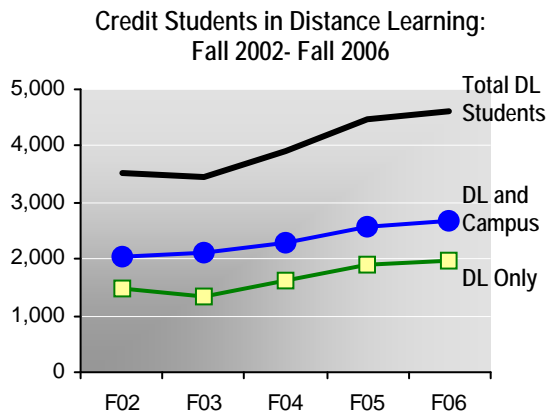
The number of PCC degree-seeking students who apply for and receive financial aid has remained fairly consistent for the last couple of years. This recent stability follows significant increases which were experienced in both 2003-04 and 2004-05.

The restructuring of the Oregon Opportunity Grant to a “shared responsibility” model (passed by the 2007 Legislature) is projected to increase the number of students who are eligibility for the grant as well as the average award amount.

## Supporting Detail

### Distance Learning

Distance learning (DL) includes On-Line (Internet) courses, Telecourses (classes on cable, DVD, or streamed), TeleWeb (telecourses with an Internet component) and Interactive Television courses ("live" classes broadcast within PCC).



**The number of students enrolled in DL increases each year.** By Fall 2006, 4,623 students (19% of credit students) and 1,152 non-credit students (6.3% of non-credit students) were enrolled in DL.

**Most (58%) DL credit students also attended on-campus courses** although 42% received all of their instruction at a distance.

Since Fall 2002, **DL credit FTE increased** from 455 to 661 FTE or 45% by Fall 2006. During this same time, **DL non-credit FTE increased** from 43 to 74.5 FTE or 73%.

**Compared to on-campus students, DL students tend to be older, higher percentages are female and lower percentages are minority.**

Surveyed DL students indicated the **most important reason for selecting DL is that it did not conflict with work (43%)**. Other responses were that DL was the preferred method of learning (16%), or related to day care (8%), or transportation issues (7%).

**The majority (68%) of PCC associate degree graduates** in 2006-07 completed at least one DL course while enrolled at PCC.

### Tuition and Fees

2007-08 Tuition & Fees (for a 3-credit course)			
	In-State Tuition	Fees	Total
Clackamas	\$171	\$15	\$186
PCC	\$204	\$18	\$222
Mt Hood	\$216	\$18	\$234
PSU	\$294	\$129	\$423
OSU-Casc	\$372	\$156	\$528
OSU-Corv	\$372	\$347	\$719

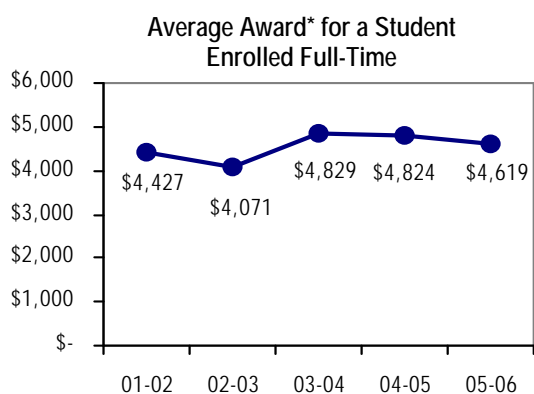
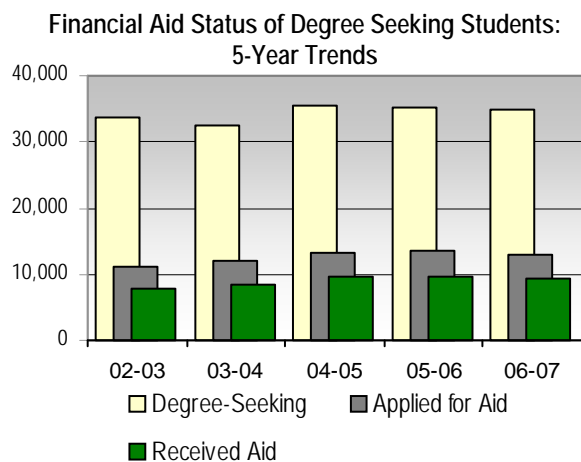
*Note: Fees do not include any additional or special costs (i.e. distance learning, lab, etc.) associated with some forms of instruction or select courses.*

**The cost to attend PCC is within the range of local community colleges.** For example, a 3-credit course at PCC costs \$12 less than Mt. Hood Community College and \$36 more than Clackamas Community College.

**PCC tuition and fees are considerably less than area public universities.** University prices include both higher tuition (range = \$294 to \$372) and higher fees (range = \$129 to \$347) than are charged by PCC.

# Financial Aid

Federal financial aid eligibility requires students to be degree-seeking and enrolled at least half-time.



\* Award amounts were based on federal reporting data; 2005-06 were most current at time of report preparation.

During the 2006-07 academic year, **12,788 students applied for financial aid**. Among these applicants, 9,374 students (73%) received financial aid awards.

**Compared to 2002-03**, the number of students awarded financial aid has increased 21%.

**Most awards included both Federal grants and loans**; amounts varied based on individual student financial need and full or half-time enrollment status.

The **average financial aid award** for degree seeking students, enrolled full-time and attending college for the first time **decreased slightly in 2005-06** but remained above 2001-02 and 2002-03 levels.

During the 2007 Legislative Session, the **Oregon Opportunity Grant was restructured to a “shared responsibility” model**. The projected impact of the legislation is that an increased number of students will be eligible for this need-based grant and the average amount of the award will increase. These changes are scheduled for the 2009-11 Biennium.

## Notes and Additional Details

**Distance Learning Data Consistency:** Distance learning numbers (prior to 2006-07) may not be identical to those detailed in previous reports. In 2006-07, the code/method to identify a DL course changed; data from prior years were also converted and some figures may differ slightly under the new coding scheme.

**FTE:** Full-Time Equivalency (FTE) is a measure of total student enrollment using a standard definition of full-time and is calculated as:  $FTE = ((\# \text{ of students in course}) (\# \text{ of hours course meets per term})) / 510 \text{ hours}$

**PCC Survey of Distance Learning Students:** An on-line survey of DL students was conducted in Spring 2007. Approximately 1,034 students responded to the survey which included questions such as reasons for enrollment in distance learning, student use and experience with the internet, and their satisfaction with distance learning courses.

**Financial Aid:** Data include only aid applicants who also enrolled at PCC. Average award is estimated from Student Financial Aid IPEDS reports and based on first time in college, full-time, degree-seeking students.

**Oregon Opportunity Grant Shared Responsibility Model:** <http://governor.oregon.gov/Gov/pdf/letters/srmodel.pdf>