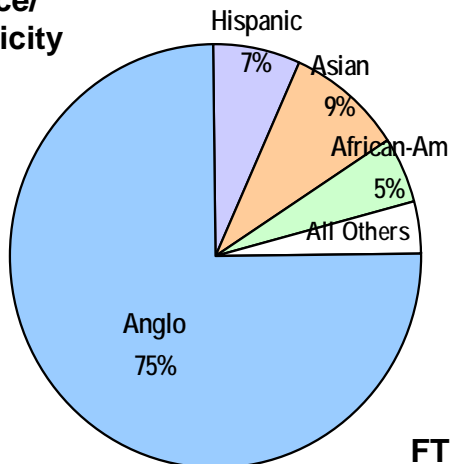


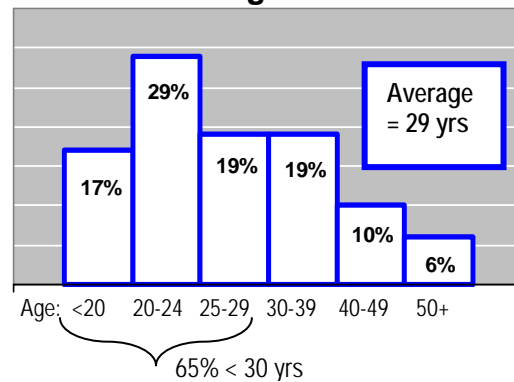
## Our Credit Students . . . Today = 23,000 Students (2006 Winter Term)

**Race/  
Ethnicity**



"Asian" also includes Pacific Islanders  
"All Others" = American Indians (1.3%) and Non-Resident/Foreign Nationals (2.6%)

**Age**

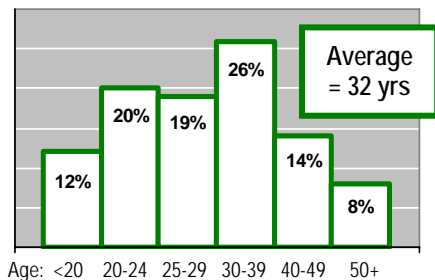
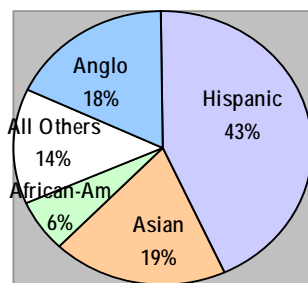


**FTE (by Course Distribution)**

58% = College Transfer, 30% = Professional/Technical  
12% = Developmental/Pre-College

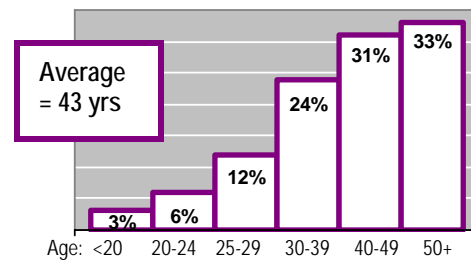
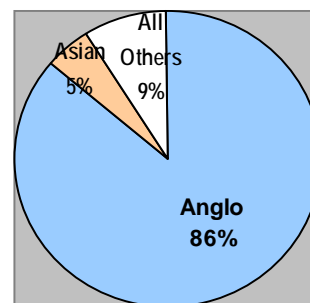
## Our Non-Credit Students . . . Today = 18,000 Students (end of Fall 2005)

**Adult Basic Ed, GED, ESL  
= 3,300 Students**



Asian also includes Pacific Islanders  
All Others = American Indians (1%) and Non-Resident/Foreign Nationals (13%)

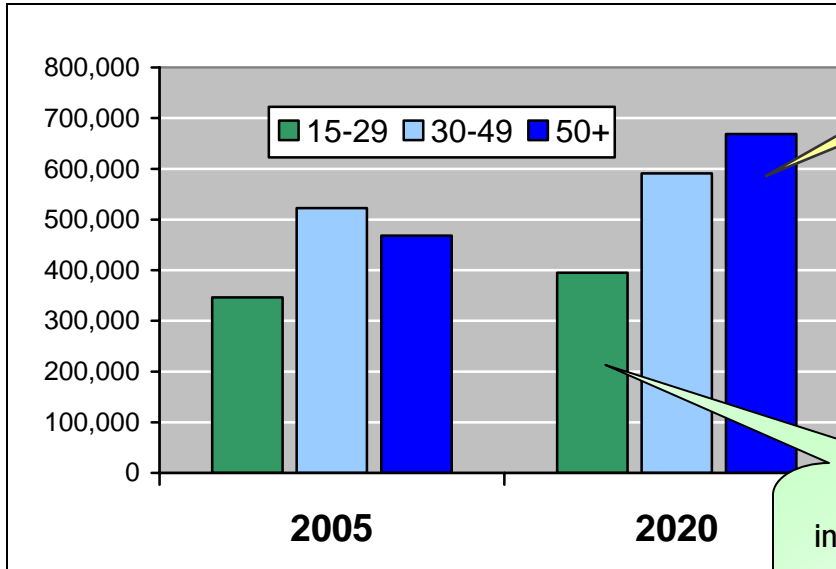
**Continuing Education (including  
Certification Programs and Community Ed)**



Asian also includes Pacific Islanders  
All Others = Hispanic (4%), African-American (2%), American Indians (1%) and Non-Resident/Foreign Nationals (2%)

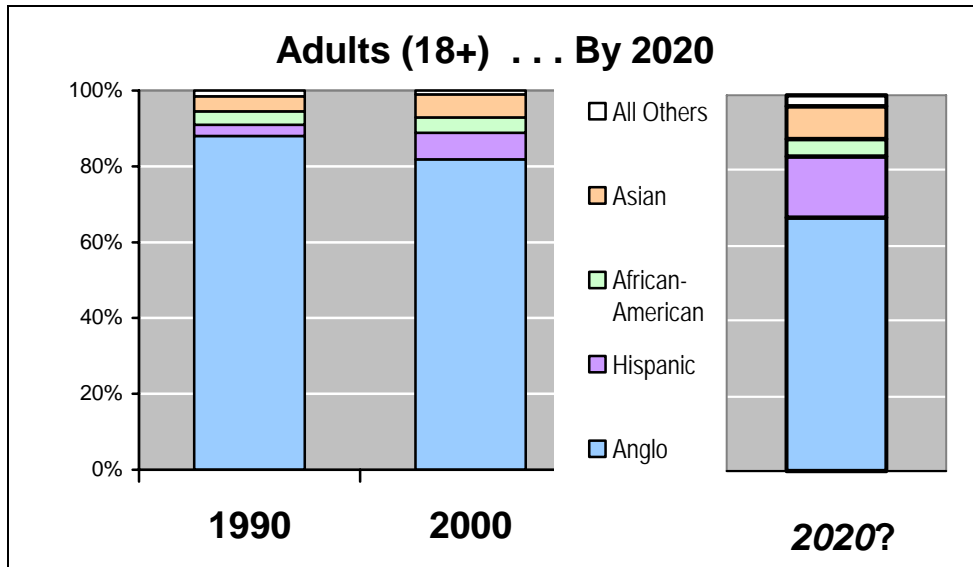
## Our Community By 2020 = (est) 2,050,000 Residents *Growing and Increasingly Diverse*

22% Increase = 369,000 *additional* Residents



**50+ will increase 43% (+200,000) by 2020**

Almost 400,000 individuals will have no memory of "before the Internet"



**Notes:**

"Community" is defined as Clackamas, Columbia, Multnomah, Washington, and Yamhill Counties.

Population projections provided by the Office of Economic Analysis, Department of Administrative Services, State of Oregon, April 2004.

Race/ethnicity projections are approximations provided by PCC OIE.