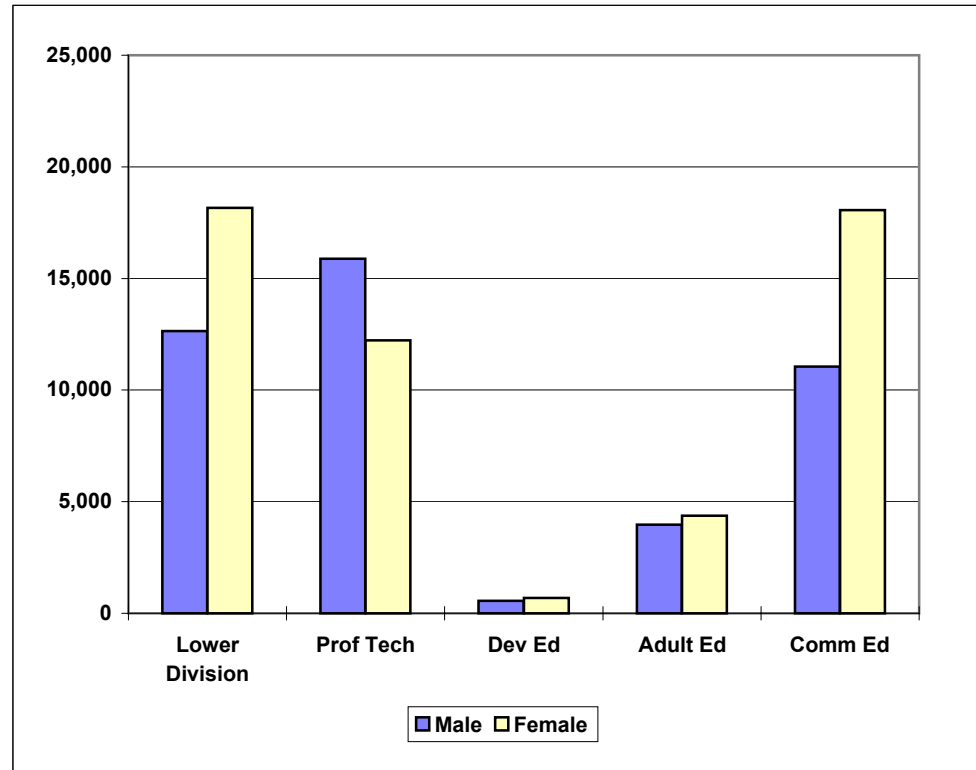
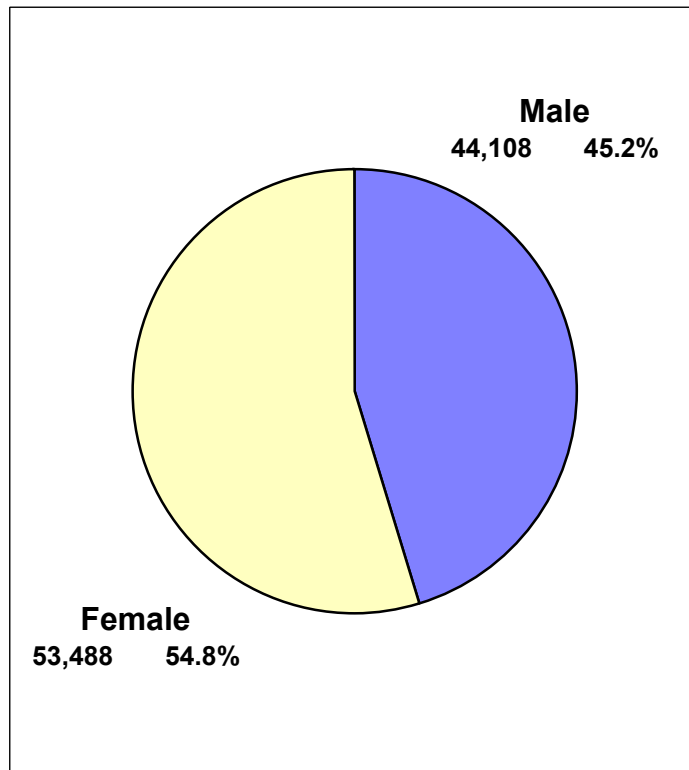


## 2002-03 GENDER DISTRIBUTION Collegewide



Unknown/Unreported: 2,674

**GENDER DISTRIBUTION  
COLLEGEWIDE**

**PORTLAND COMMUNITY COLLEGE  
2002-03 FACTBOOK**

**BASED ON PROGRAM AREA**

o 41.1.% of all 2002-03 Lower Division Transfer students are males. (READ ACROSS)

PROGRAM	MALE				FEMALE				TOTAL			
	2000-01	2001-02	2002-03	%	2000-01	2001-02	2002-03	%	2000-01	2001-02	2002-03	%
Lower Division Transfer	9,619	10,944	12,648	41.1%	13,945	15,504	18,159	58.9%	23,564	26,448	30,807	100.0%
Professional Technical	18,766	18,352	15,880	56.5%	15,077	15,042	12,222	43.5%	33,843	33,394	28,102	100.0%
Developmental Education	726	607	556	44.9%	1,249	746	682	55.1%	1,975	1,353	1,238	100.0%
Adult Education	3,726	3,979	3,965	47.6%	3,750	4,208	4,368	52.4%	7,476	8,187	8,333	100.0%
Community Education	9,900	11,780	11,059	38.0%	17,894	19,896	18,057	62.0%	27,794	31,676	29,116	100.0%
TOTAL	42,737	45,662	44,108	45.2%	51,915	55,396	53,488	54.8%	94,652	101,058	97,596	100.0%

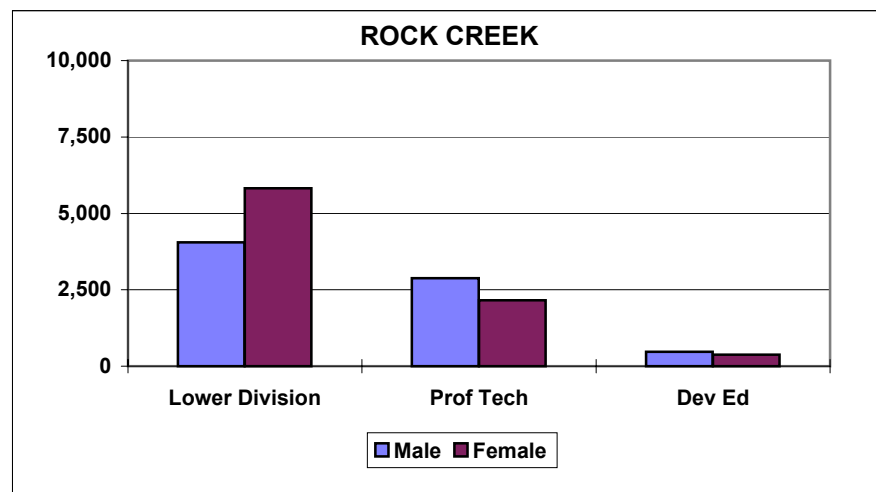
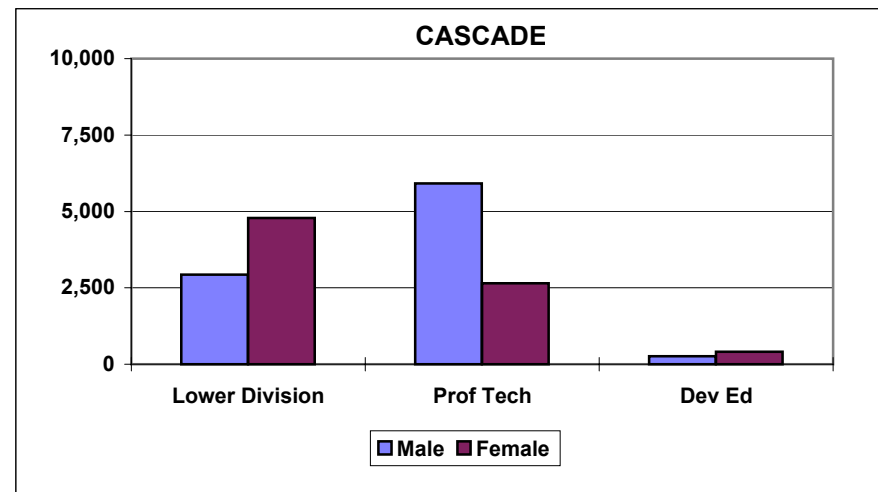
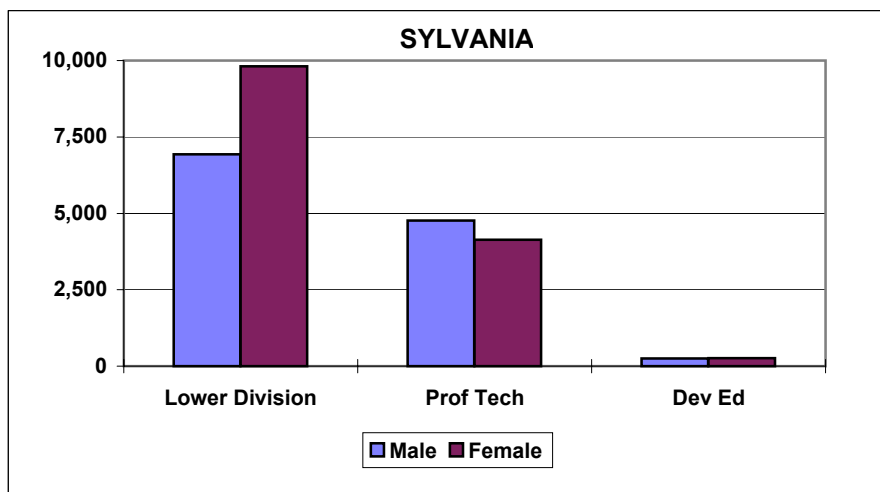
**BASED ON GENDER**

o 28.7% of all 2002-03 males are identified as Lower Division Transfer students. (READ DOWN)

PROGRAM	MALE				FEMALE				TOTAL			
	2000-01	2001-02	2002-03	%	2000-01	2001-02	2002-03	%	2000-01	2001-02	2002-03	%
Lower Division Transfer	9,619	10,944	12,648	28.7%	13,945	15,504	18,159	33.9%	23,564	26,448	30,807	31.6%
Professional Technical	18,766	18,352	15,880	36.0%	15,077	15,042	12,222	22.8%	33,843	33,394	28,102	28.8%
Developmental Education	726	607	556	1.3%	1,249	746	682	1.3%	1,975	1,353	1,238	1.3%
Adult Education	3,726	3,979	3,965	9.0%	3,750	4,208	4,368	8.2%	7,476	8,187	8,333	8.5%
Community Education	9,900	11,780	11,059	25.1%	17,894	19,896	18,057	33.8%	27,794	31,676	29,116	29.8%
TOTAL	42,737	45,662	44,108	100.0%	51,915	55,396	53,488	100.0%	94,652	101,058	97,596	100.0%

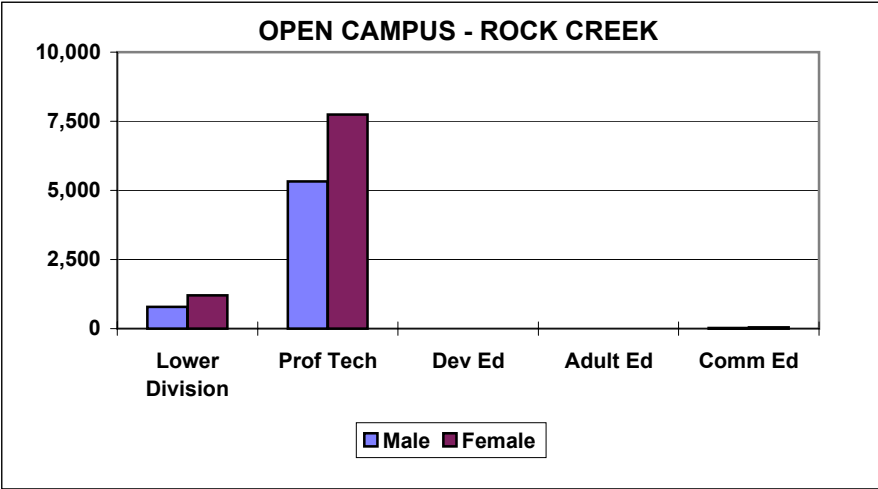
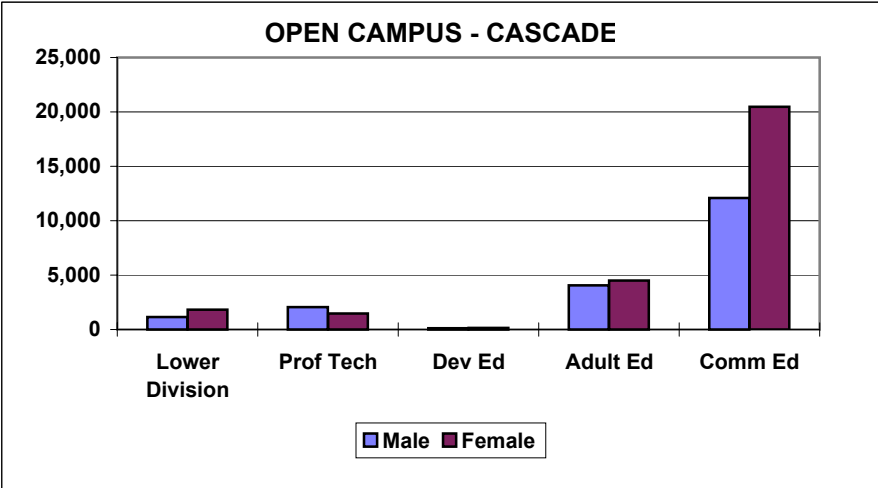
Unknown/Unreported: 2,112 2,819 2,674

## 2002-03 GENDER DISTRIBUTION by Campus



Unknown/Unreported: Sylvania = 514 Cascade = 379 Rock Creek = 276

# 2002-03 GENDER DISTRIBUTION by Campus



Unknown/Unreported: Open Campus - Cascade = 1,462    Open Campus - Rock Creek = 488